



US00D656545S

(12) **United States Design Patent**
Hung

(10) **Patent No.:** **US D656,545 S**
(45) **Date of Patent:** **** Mar. 27, 2012**

- (54) **MARKER**
- (75) Inventor: **Peter M. H. Hung**, Kowloon (HK)
- (73) Assignee: **Fulon Development Limited**, Kowloon (HK)
- (**) Term: **14 Years**
- (21) Appl. No.: **29/383,521**
- (22) Filed: **Jan. 19, 2011**
- (51) **LOC (9) Cl.** **19-06**
- (52) **U.S. Cl.** **D19/36**
- (58) **Field of Classification Search** D19/35,
D19/36, 41-51, 54-58; D14/411, 431; 24/11 R,
24/11 F, 11 P; 401/52, 99, 100, 104-109,
401/192, 195, 196
See application file for complete search history.

D573,183 S *	7/2008	Qiu et al.	D19/36
D580,489 S *	11/2008	Ma	D19/36
7,448,767 B2 *	11/2008	Zhang	362/118
D585,489 S *	1/2009	Han et al.	D19/36
D585,490 S *	1/2009	Puglisi	D19/48
D589,555 S *	3/2009	Li	D19/36
D590,876 S *	4/2009	Shi	D19/36
D595,351 S *	6/2009	Yu et al.	D19/43
D598,496 S *	8/2009	Ikeda	D19/45
D617,796 S *	6/2010	Ando	D14/411
D619,650 S *	7/2010	Shi	D19/36
D628,630 S *	12/2010	Liu	D19/41
D639,337 S *	6/2011	Hung	D19/36
D645,509 S *	9/2011	Hung	D19/41

* cited by examiner

Primary Examiner — Elizabeth Albert
(74) *Attorney, Agent, or Firm* — Rabin & Berdo, P.C.

(57) **CLAIM**
The ornamental design for a marker, as shown and described.

DESCRIPTION


FIG. 1 is a perspective view of a marker showing my new design;
FIG. 2 is a front view thereof;
FIG. 3 is a left side view thereof;
FIG. 4 is a right side thereof;
FIG. 5 is a rear view thereof; and,
FIG. 6 is an exploded perspective view thereof.

1 Claim, 4 Drawing Sheets

(56) **References Cited**

U.S. PATENT DOCUMENTS

D94,375 S *	1/1935	Back	D19/49
D279,992 S *	8/1985	Gribb	D19/43
4,635,309 A *	1/1987	Larsen	7/158
D335,145 S *	4/1993	Katami et al.	D19/57
D460,485 S *	7/2002	Keda	D19/43
D470,885 S *	2/2003	Tahara	D19/36
D504,152 S *	4/2005	Collin	D19/43
D545,364 S *	6/2007	Ternovits	D19/43






FIG. 1




FIG. 2




FIG. 3




FIG. 4




FIG. 5




FIG. 6