



US00D656517S

(12) **United States Design Patent**
Gelardi

(10) **Patent No.:** **US D656,517 S**

(45) **Date of Patent:** **** Mar. 27, 2012**

(54) **V-ENGINE INBOARD-INTAKE MANIFOLD COVER**

(75) Inventor: **Robert Gelardi**, Dearborn, MI (US)

(73) Assignee: **Ford Global Technologies, LLC**, Dearborn, MI (US)

(**) Term: **14 Years**

(21) Appl. No.: **29/357,443**

(22) Filed: **Mar. 12, 2010**

(51) **LOC (9) Cl.** **15-01**

(52) **U.S. Cl.** **D15/5**

(58) **Field of Classification Search** D15/1,
D15/2, 3, 5, 6, 14, 17, 149; 123/22, 41, 51 A,
123/34, 606 R, 52.1, 50 A, 50 B, 54.1, 54.2,
123/54.4, 54.5, 65 R, 195 R, 195 HC, 657,
123/311

See application file for complete search history.

(56) **References Cited**

U.S. PATENT DOCUMENTS

D512,438 S	*	12/2005	Matsunami et al.	D15/5
D517,089 S	*	3/2006	Pfeiffer	D15/5
D517,568 S	*	3/2006	Pfeiffer	D15/5
D526,333 S	*	8/2006	Mizutani et al.	D15/5
D527,023 S	*	8/2006	Terazono et al.	D15/5
D528,130 S	*	9/2006	Mizutani	D15/5
D534,186 S	*	12/2006	Tsunoda	D15/5
D556,213 S	*	11/2007	Sugimoto et al.	D15/5
D556,779 S	*	12/2007	Sugimoto et al.	D15/5

D567,820 S	*	4/2008	Terazono et al.	D15/5
D626,969 S	*	11/2010	Gelardi	D15/5
D631,487 S	*	1/2011	Leng	D15/5
D647,109 S	*	10/2011	Mizutani et al.	D15/5

* cited by examiner

Primary Examiner — T. Chase Nelson

Assistant Examiner — Ania Aman

(74) *Attorney, Agent, or Firm* — Julia Voutyras; Alleman Hall McCoy Russell & Tuttle LLP

(57) **CLAIM**

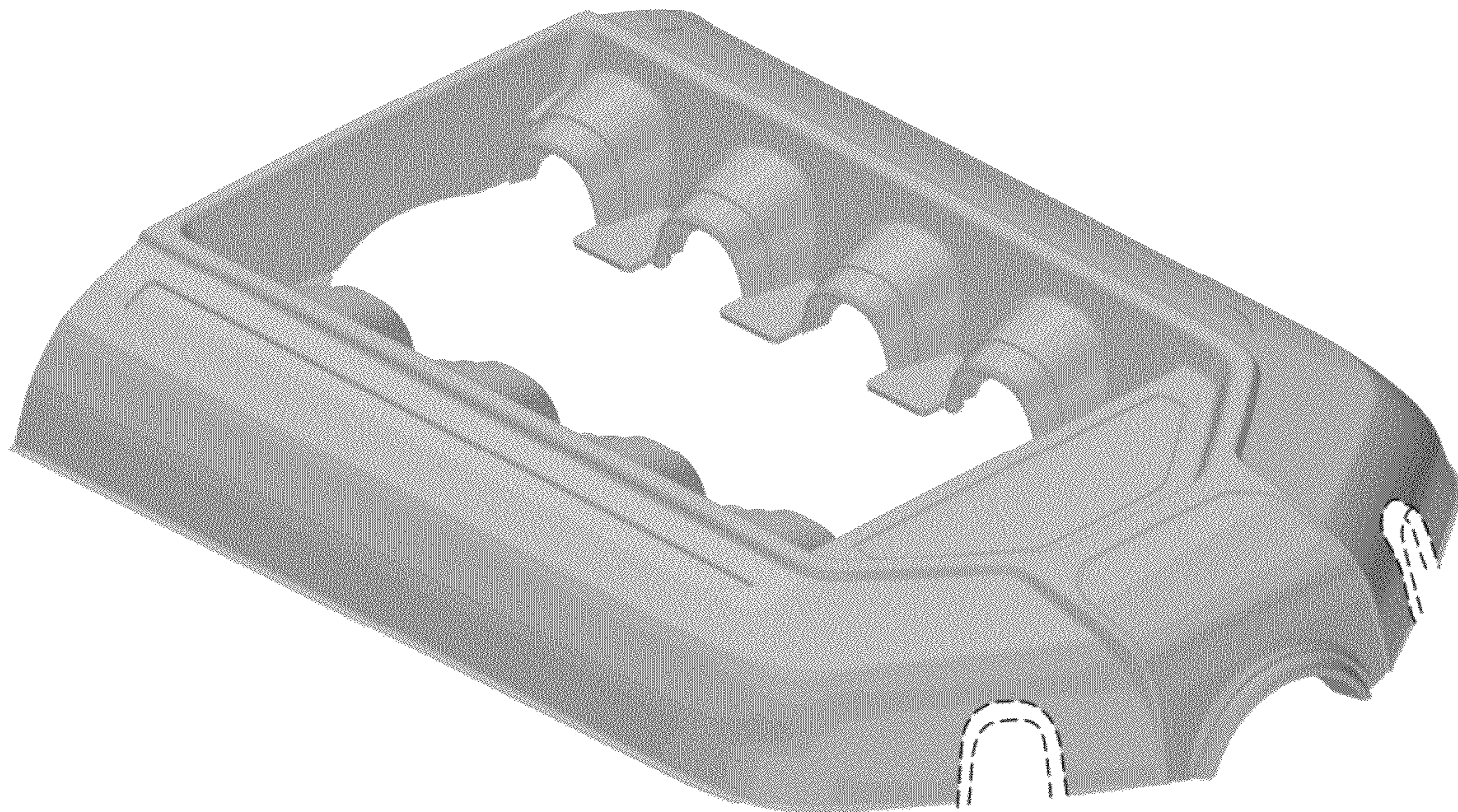
The ornamental design for a V-engine inboard-intake manifold cover, as shown and described.

DESCRIPTION

FIG. 1 is a top view of an ornamental design for a V-engine inboard-intake manifold cover, according to the invention. FIG. 2 is a bottom view of the manifold cover of FIG. 1. FIG. 3 is a front view of the manifold cover of FIG. 1. FIG. 4 is a rear view of the manifold cover of FIG. 1. FIG. 5 is a right view of the manifold cover of FIG. 1. FIG. 6 is a left view of the manifold cover of FIG. 1. FIG. 7 is a first perspective view of the manifold cover of FIG. 1; and, FIG. 8 is a second perspective view of the manifold cover of FIG. 1.

The broken lines form no part of the claimed design.

1 Claim, 8 Drawing Sheets






Figure 1




Figure 2




Figure 3




Figure 4




Figure 5




Figure 6

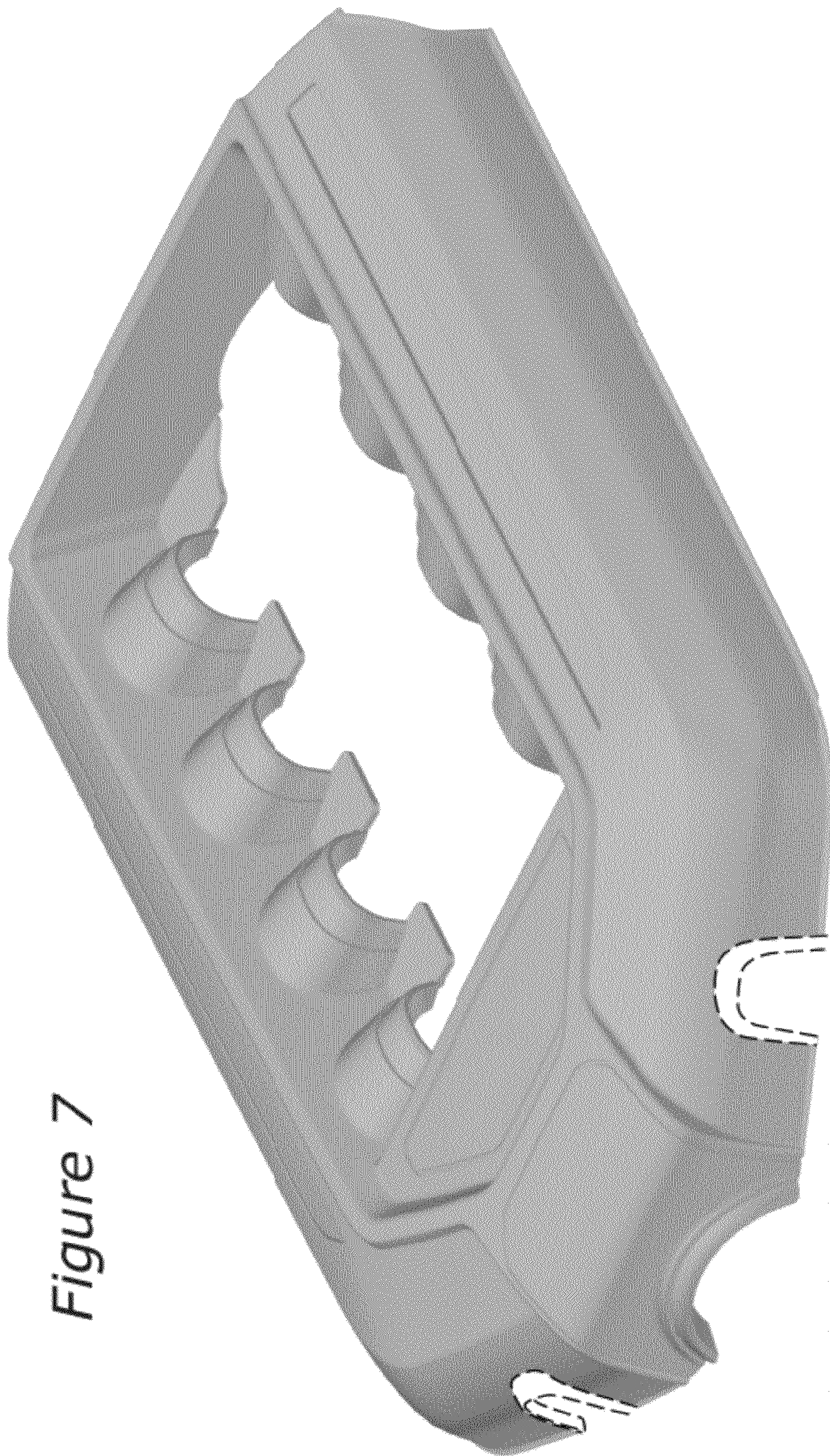


Figure 7

Figure 8

