



US00D656470S

(12) **United States Design Patent**
Kubota et al.

(10) **Patent No.:** **US D656,470 S**
(45) **Date of Patent:** **** Mar. 27, 2012**

(54) **TELEVISION RECEIVER**

(75) Inventors: **Yuuki Kubota**, Tokyo (JP); **Hiroaki Yokota**, Tokyo (JP); **Yusuke Otani**, Tokyo (JP); **Michio Deguchi**, Tokyo (JP)

(73) Assignee: **Sony Corporation**, Tokyo (JP)

(**) Term: **14 Years**

(21) Appl. No.: **29/311,822**

(22) Filed: **Jul. 2, 2009**

(30) **Foreign Application Priority Data**

- Jan. 5, 2009 (JP) D2009-000047
- Jan. 5, 2009 (JP) D2009-000048
- Jan. 5, 2009 (JP) D2009-000049
- Jan. 5, 2009 (JP) D2009-000050
- Jan. 5, 2009 (JP) D2009-000051
- Jan. 5, 2009 (JP) D2009-000052
- Jan. 5, 2009 (JP) D2009-000053
- Jan. 5, 2009 (JP) D2009-000054
- Jan. 5, 2009 (JP) D2009-000055
- Jan. 5, 2009 (JP) D2009-000056

(51) **LOC (9) Cl.** **14-03**

(52) **U.S. Cl.** **D14/126**

(58) **Field of Classification Search** D14/125-134,
D14/239, 371, 136, 374-377, 440, 450, 448,
D14/336, 342; 312/7.2; 348/836, 838, 180,
348/184, 325, 739; 341/12; 248/917-924,
248/465; 345/104, 133, 156, 168, 87, 173;
720/605, 669, 600, 655; 369/99, 197; D21/329,
D21/515, 577, 622, 333, 433, 448, 452, 450,
D21/331; D6/477, 479, 300; 273/148 B;
446/484, 175, 356; D10/15, 26

See application file for complete search history.

(56) **References Cited**

U.S. PATENT DOCUMENTS

D486,456 S	2/2004	Fujiki	
D500,991 S	1/2005	Niitsu	
D508,914 S	8/2005	Ishii	
D552,570 S	10/2007	Niitsu	
D560,625 S	1/2008	Niitsu	
D563,916 S *	3/2008	Shimizu et al.	D14/126
D567,201 S *	4/2008	Profit	D14/126
D567,202 S *	4/2008	Rieu Piquet	D14/126
D572,676 S	7/2008	Niitsu	
D580,896 S	11/2008	Niitsu	
D584,703 S *	1/2009	Kimura et al.	D14/126
D585,035 S *	1/2009	Ohki et al.	D14/126
D586,769 S *	2/2009	Kita	D14/126
D588,124 S	3/2009	Shimizu	
D588,129 S	3/2009	Shimizu	
D588,561 S	3/2009	Niitsu	
D596,596 S *	7/2009	Honda	D14/126
D600,661 S *	9/2009	Ohki et al.	D14/126
D603,816 S *	11/2009	Kim et al.	D14/126

* cited by examiner

Primary Examiner — Raphael Barkai
(74) *Attorney, Agent, or Firm* — Rader, Fishman & Grauer PLLC

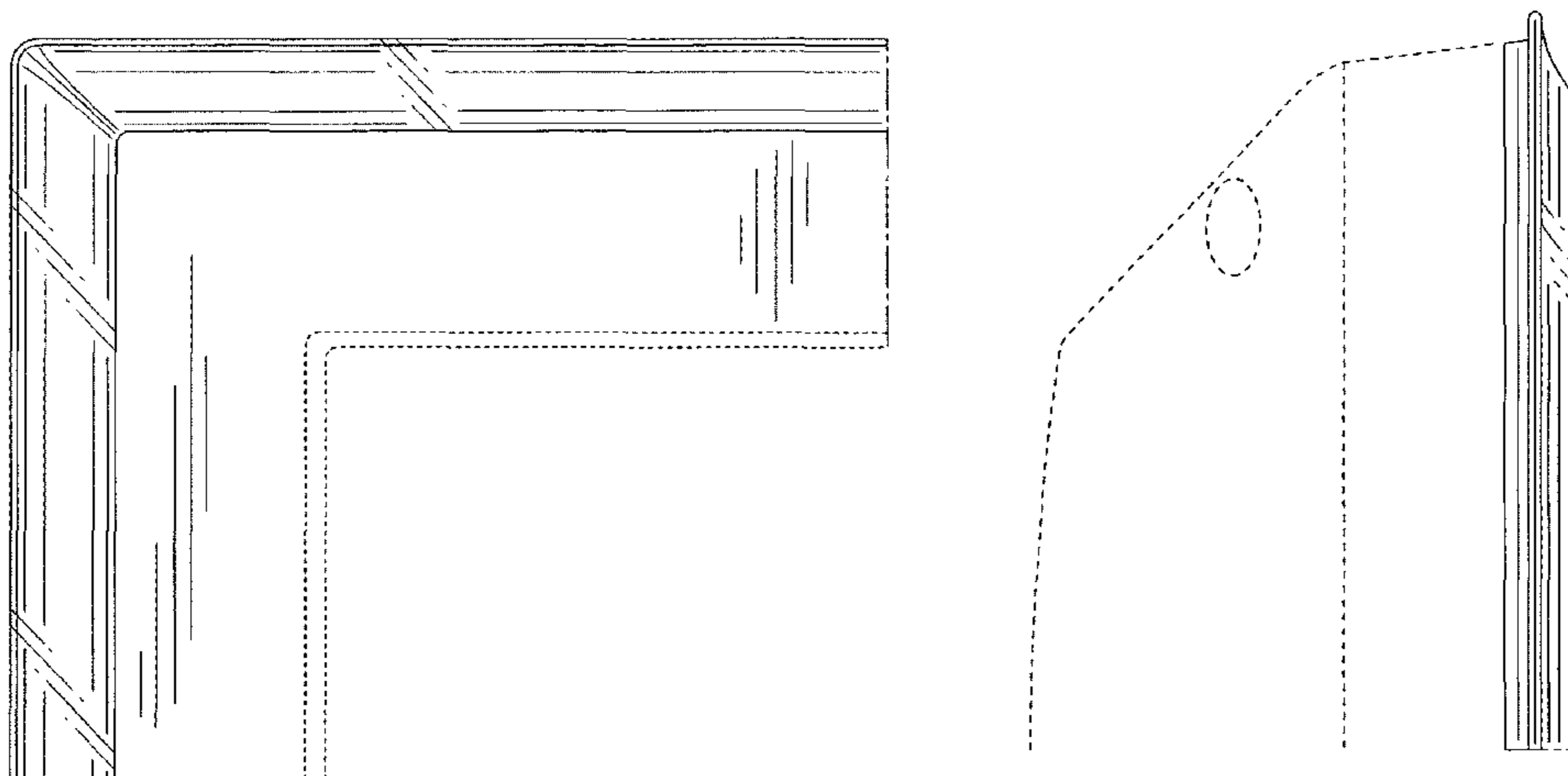
(57) **CLAIM**

The ornamental design for a television receiver, as shown and described.

DESCRIPTION

FIG. 1 is a front elevational view of a television receiver showing our new design;
FIG. 2 is a rear elevational view thereof;
FIG. 3 is a left side elevational view thereof;
FIG. 4 is a top plan view thereof;
FIG. 5 is an enlarged front elevational view thereof, taken along line 5-5 of FIG. 1; and,
FIG. 6 is an enlarged left side elevational view thereof, taken along line 6-6 of FIG. 3.
Portions in broken lines are for illustrative purposes only and form no part of claimed design. The dot-dash broken lines define but are not included in, the boundaries of the claimed design.

1 Claim, 6 Drawing Sheets



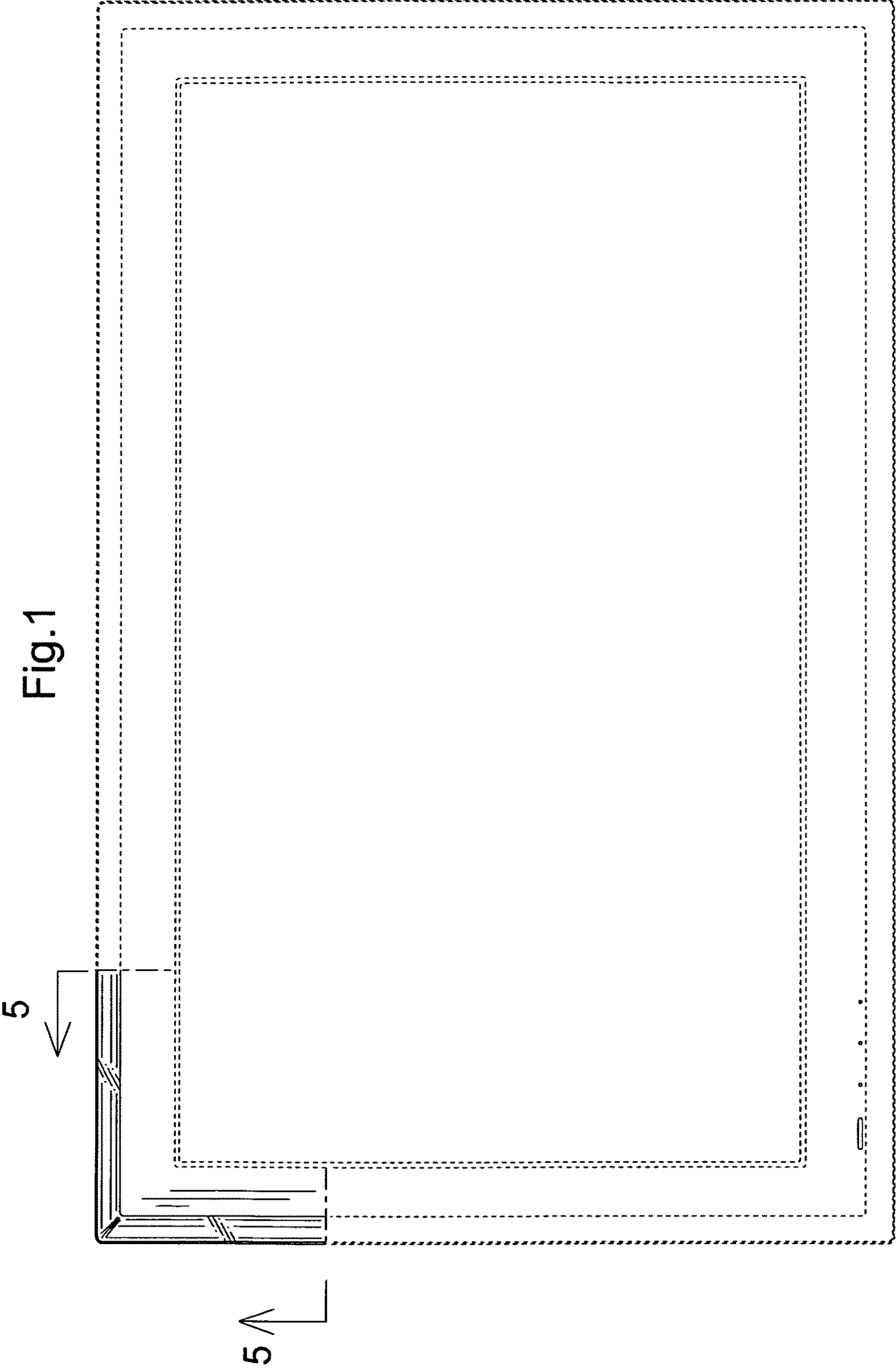


Fig.2

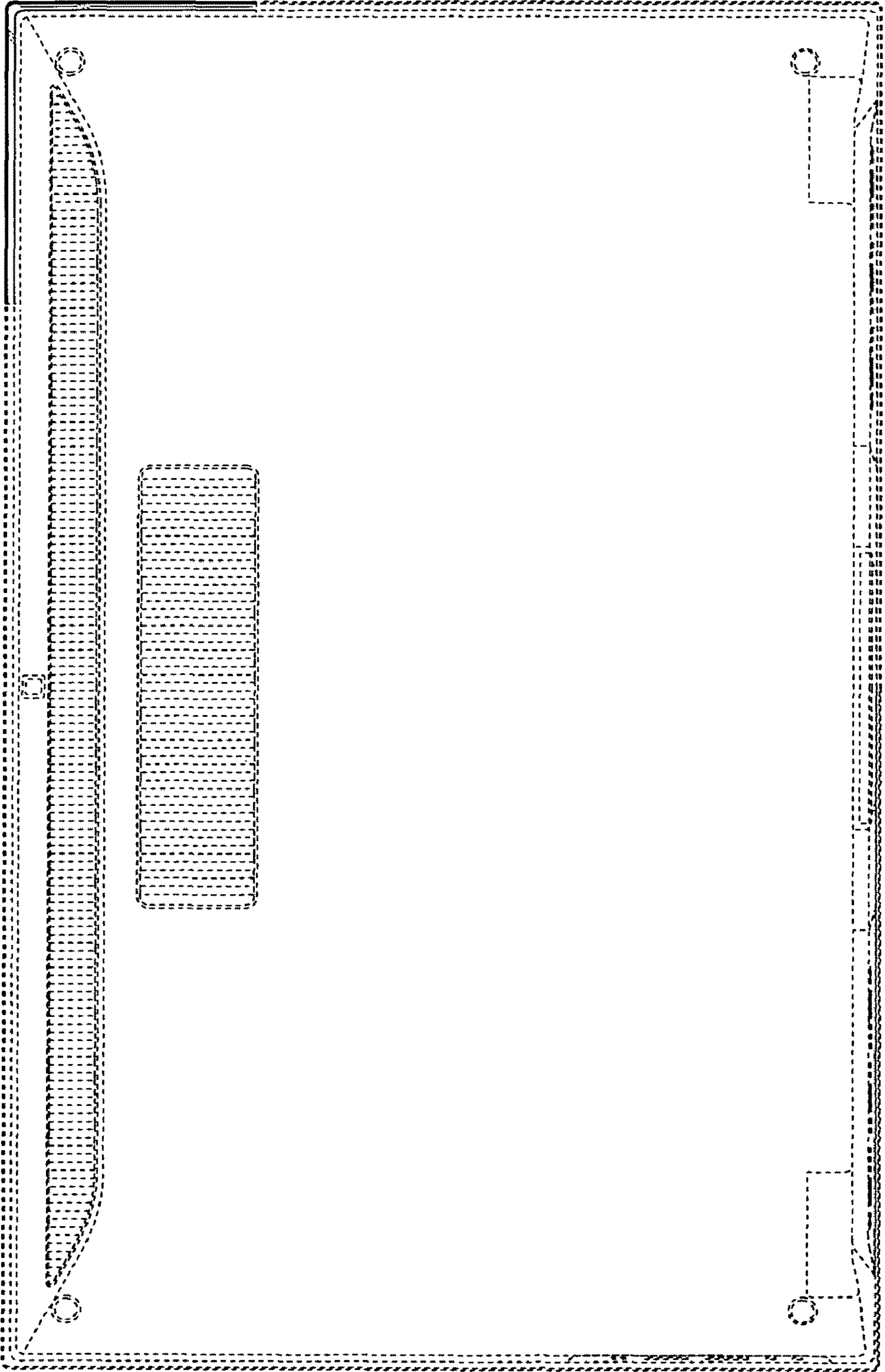


Fig.3




Fig.4




Fig.5

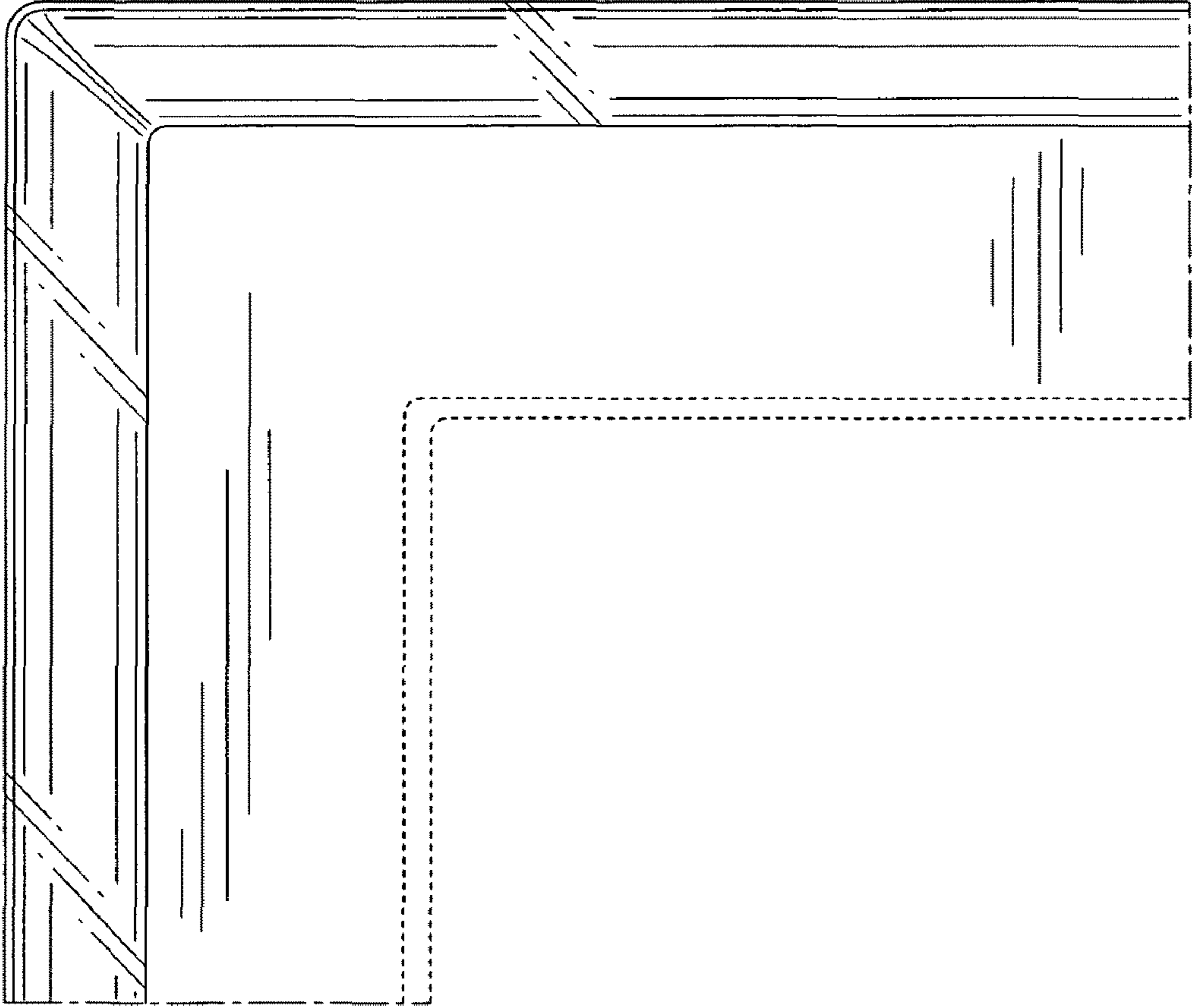


Fig.6

