



US00D656454S

(12) **United States Design Patent**
Bost et al.

(10) **Patent No.:** **US D656,454 S**
(45) **Date of Patent:** **** Mar. 27, 2012**

(54) **VEHICLE MIRROR COVER**
(75) Inventors: **Jenna Bost**, Greensboro, NC (US);
Susan Morgan, Charlotte, NC (US);
Carlton Dallas, Hilton Head Island, SC (US)

(73) Assignee: **Carlton Dallas**, Hilton Head Island, SC (US)

(**) Term: **14 Years**

(21) Appl. No.: **29/401,145**

(22) Filed: **Sep. 8, 2011**

(51) **LOC (9) Cl.** **12-16**

(52) **U.S. Cl.** **D12/401**

(58) **Field of Classification Search** D12/401-405;
160/370.21, 370.22, 370.23; 280/770; 150/158,
150/165-167; 224/328; 296/136.01, 95.1,
296/84.1, 77.1; 135/88.01, 88.1, 91, 93,
135/95

See application file for complete search history.

(56) **References Cited**

U.S. PATENT DOCUMENTS

4,834,157	A	5/1989	Smith	
5,115,848	A	5/1992	Malone	
5,133,141	A	7/1992	Bane	
5,421,628	A *	6/1995	Nahm	296/1.11
D390,529	S	2/1998	Adams et al.	
D435,344	S	12/2000	Harrison	
6,286,964	B1	9/2001	Litmer	
6,325,121	B1	12/2001	Hudnall	
6,467,918	B2	10/2002	Strode et al.	
6,662,839	B1	12/2003	Thayer	
6,811,269	B2 *	11/2004	Strode et al.	359/838

6,941,690	B2	9/2005	McCambley, Jr.	
D537,248	S *	2/2007	Schlegel	D3/300
D550,457	S *	9/2007	Schlegel	D3/300
D576,543	S	9/2008	Corley et al.	
D576,939	S	9/2008	Corley et al.	
7,677,741	B2	3/2010	Chuang	
7,815,325	B2	10/2010	Shinohara	
D631,818	S *	2/2011	Seale	D12/401
D633,029	S *	2/2011	Stephanis et al.	D12/401
D633,430	S *	3/2011	Stephanis et al.	D12/401
D636,325	S *	4/2011	Marsh	D12/401
2004/0074576	A1	4/2004	Motley et al.	
2010/0106666	A1	4/2010	Zachmann	
2010/0326017	A1 *	12/2010	Kindel	53/461

* cited by examiner

Primary Examiner — Caron D Veynar

Assistant Examiner — Katrina A Betton

(74) *Attorney, Agent, or Firm* — Hunter S. Freeman; McNair Law Firm, P.A.

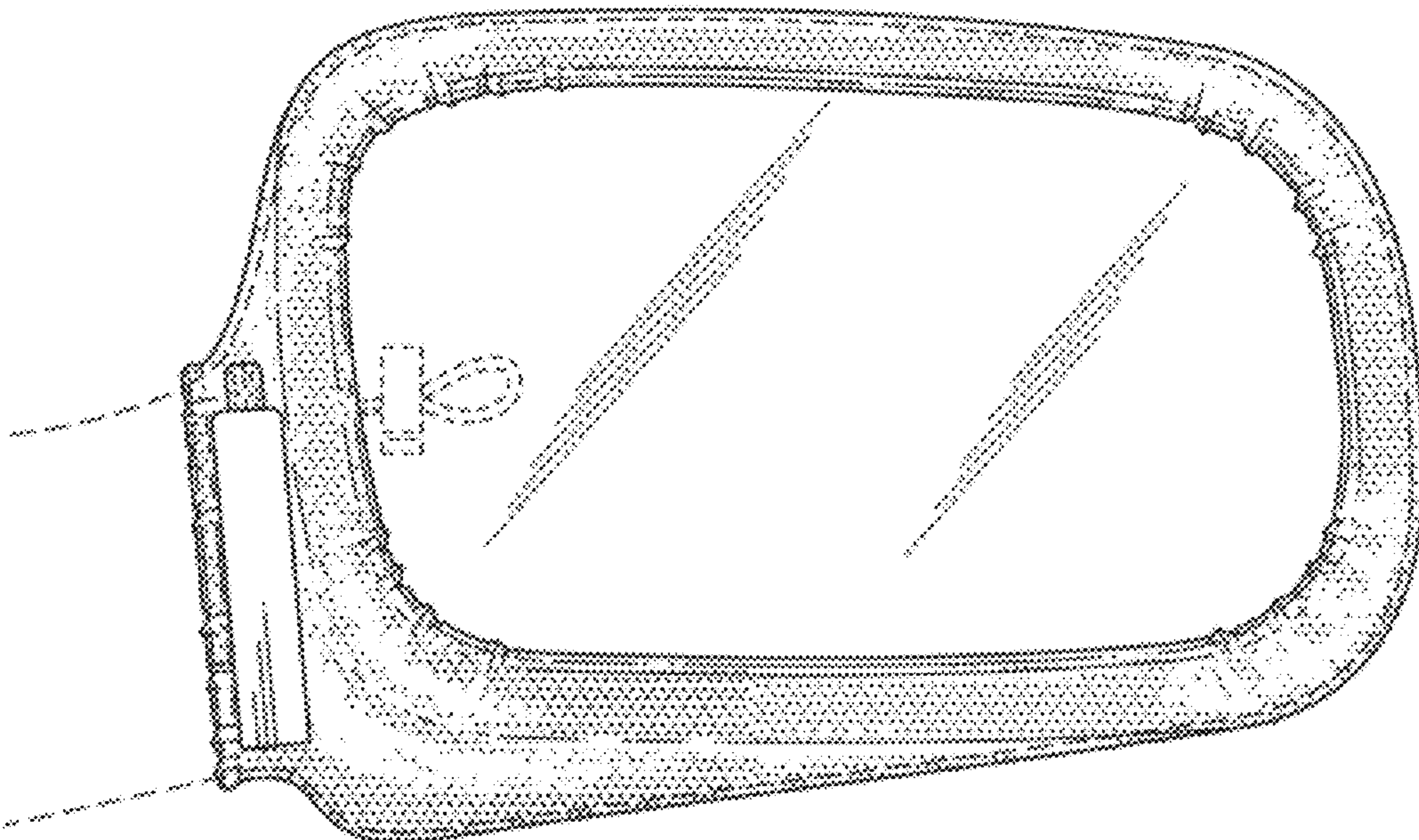
(57) **CLAIM**

The ornamental design for a vehicle mirror cover, as shown and described.

DESCRIPTION

FIG. 1 is a front elevation view of the vehicle mirror cover; FIG. 2 is a rear elevation view of the vehicle mirror cover; FIG. 3 is a left side elevation view of the vehicle mirror cover; FIG. 4 is a right side elevation view of the vehicle mirror cover; FIG. 5 is a top view of the vehicle mirror cover; and, FIG. 6 is a bottom view of the vehicle mirror cover. The broken line disclosures shown in the Figures of the vehicle mirror cover are for illustrative purposes only and form no part of the claimed design.

1 Claim, 3 Drawing Sheets



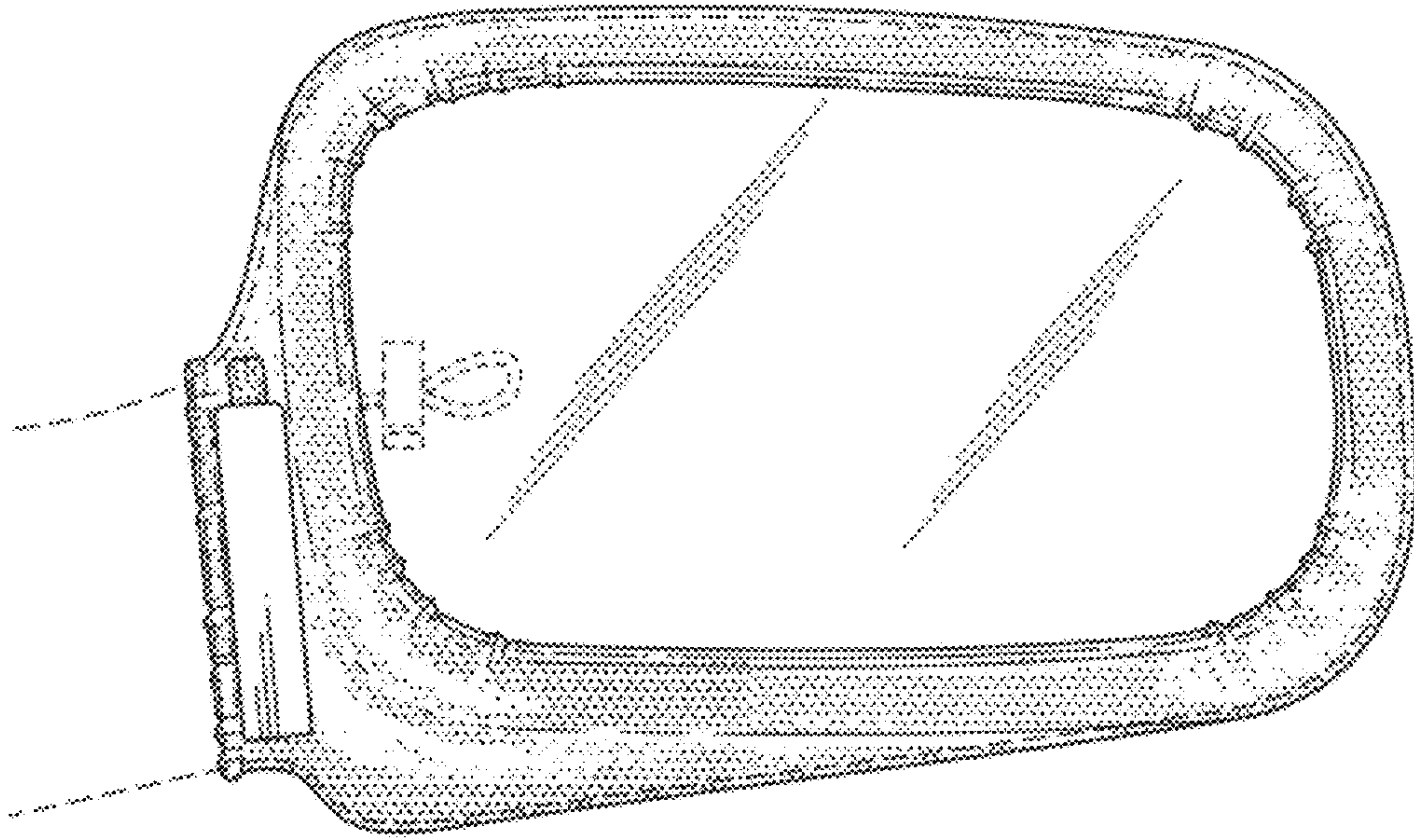


Fig. 1

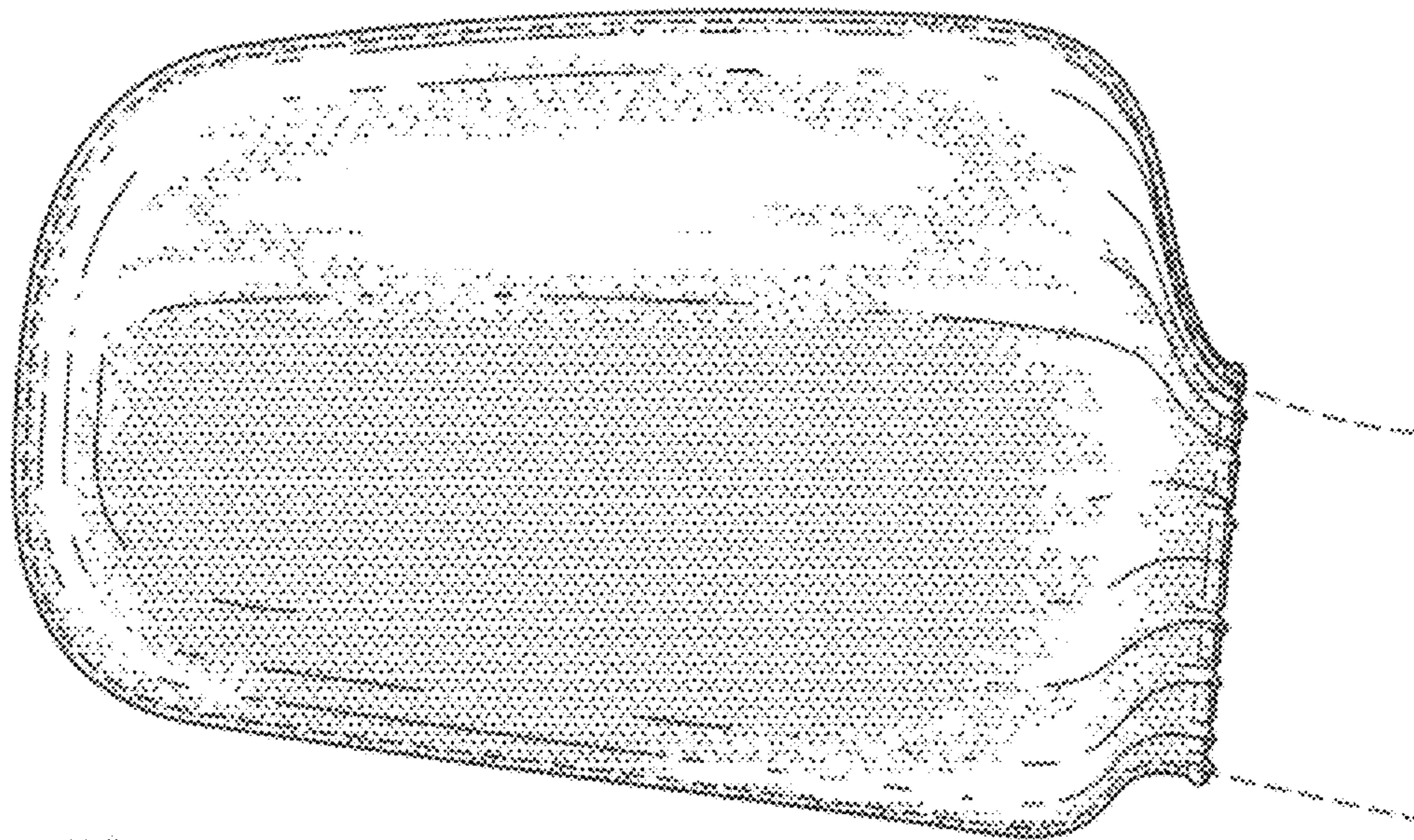


Fig. 2

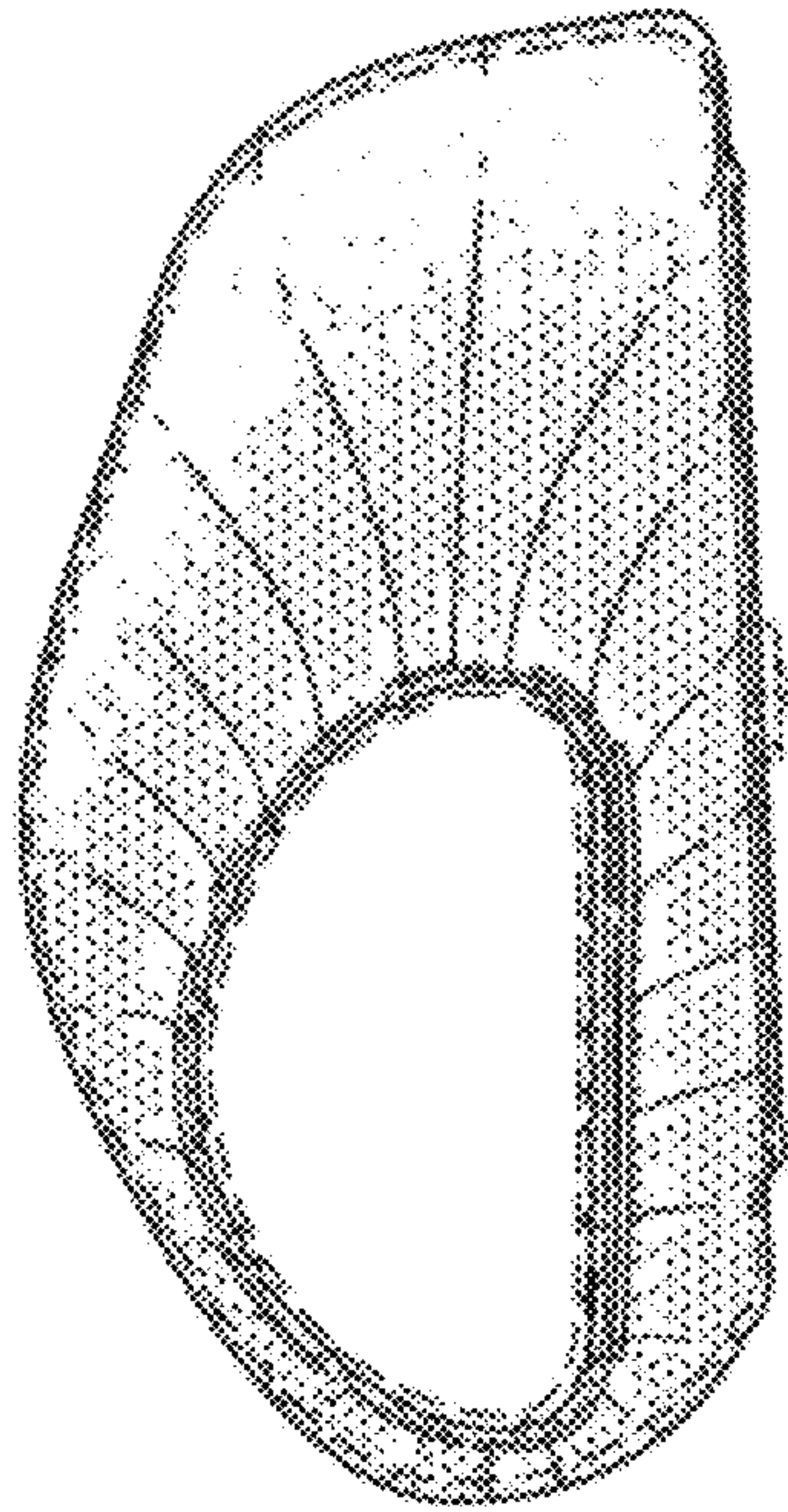


Fig. 3

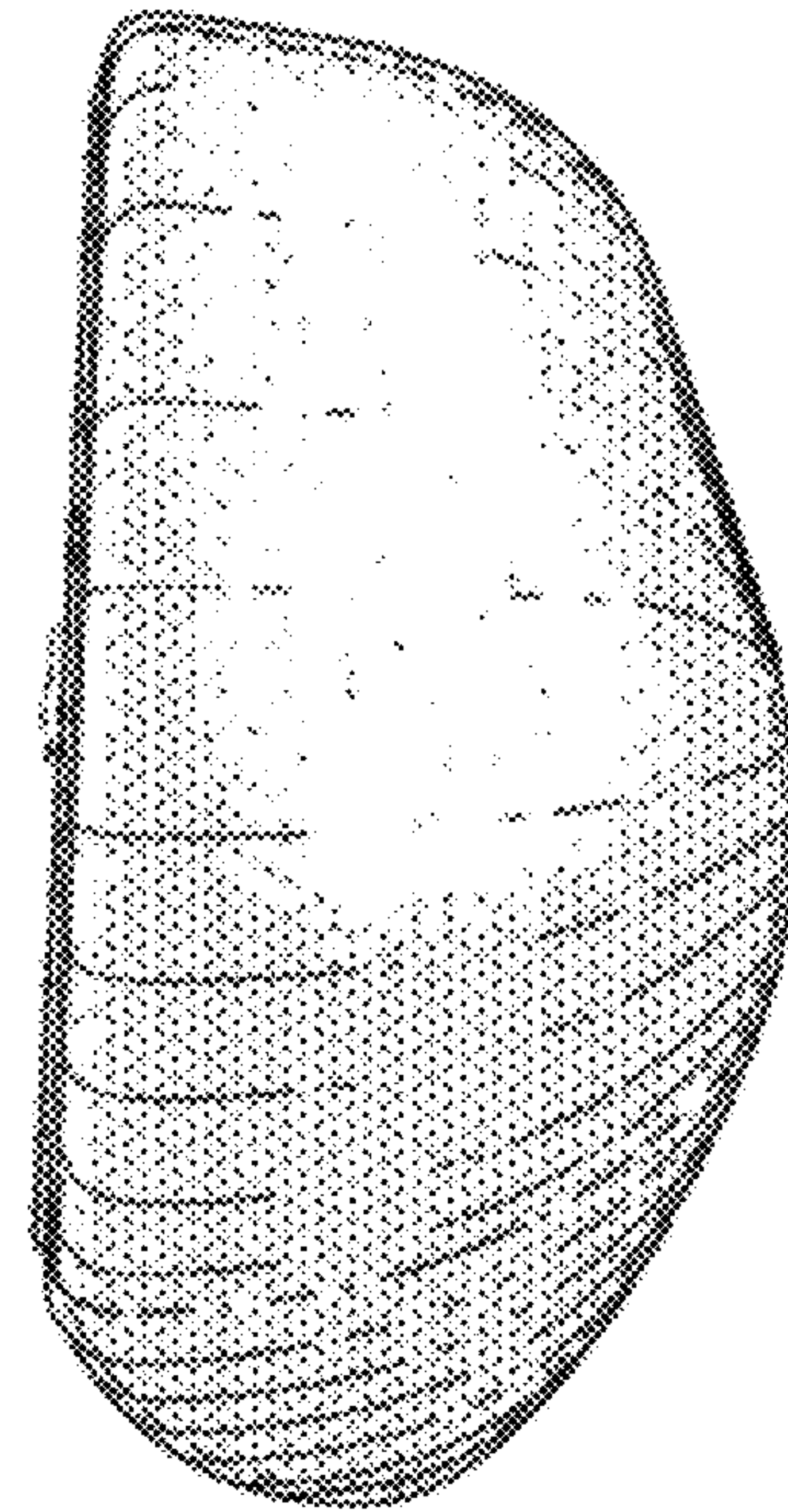


Fig. 4

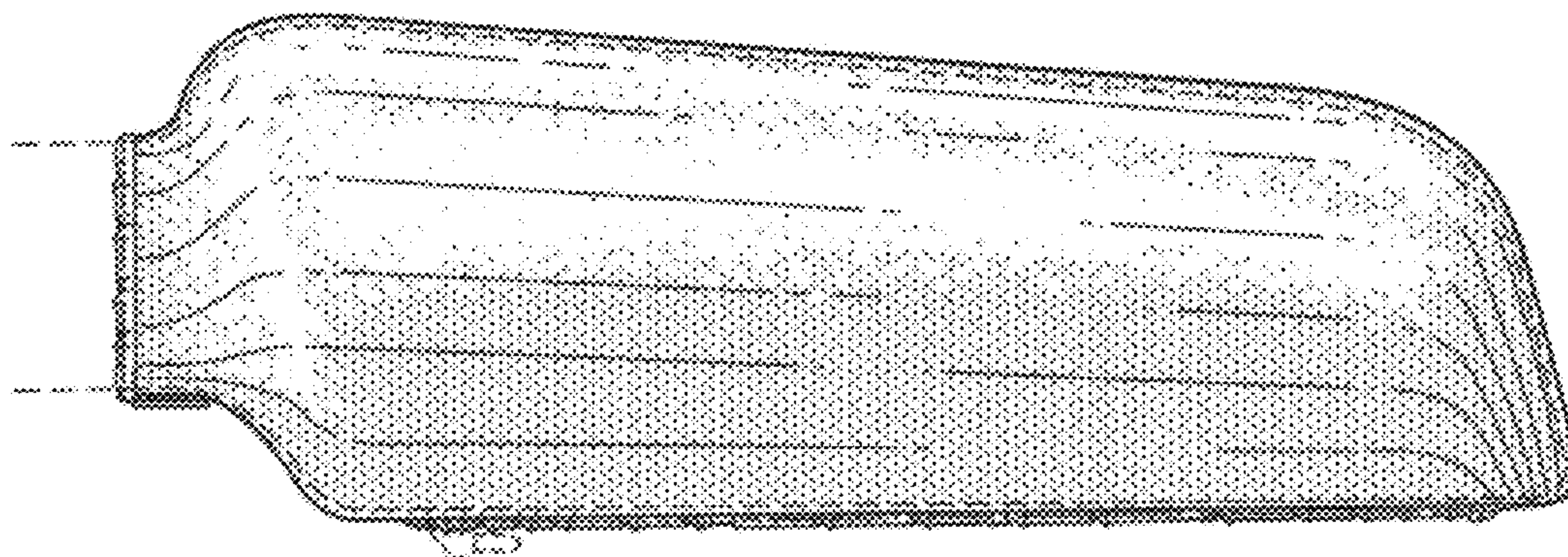


Fig. 5

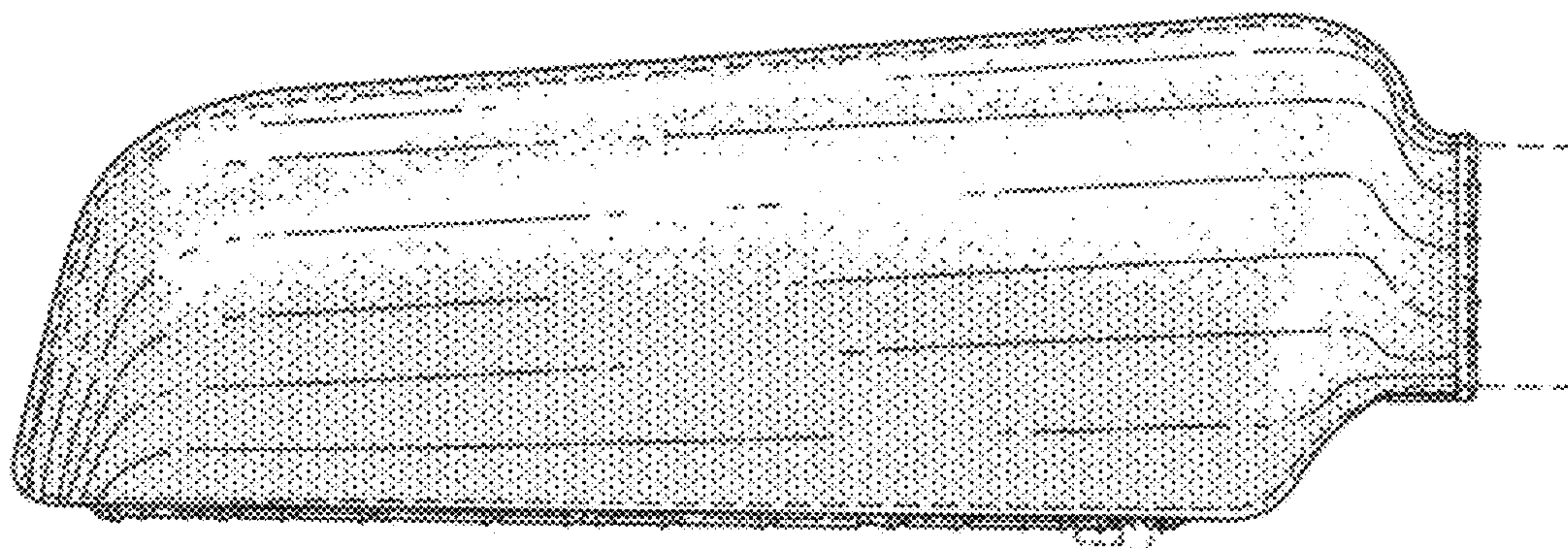


Fig. 6