



US00D656435S

(12) **United States Design Patent**
Lambri et al.

(10) **Patent No.:** **US D656,435 S**
(45) **Date of Patent:** **** Mar. 27, 2012**

(54) **MOTOR SCOOTER**

(75) Inventors: **Marco Lambri**, Pontedera (IT);
Riccardo Minuti, Pontedera (IT)

(73) Assignee: **Piaggio & C. S.p.A.**, Pontedera (Pisa)
(IT)

(**) Term: **14 Years**

(21) Appl. No.: **29/373,182**

(22) Filed: **Mar. 11, 2011**

(30) **Foreign Application Priority Data**

Oct. 18, 2010 (EM) 001769597

(51) **LOC (9) Cl.** **12-11**

(52) **U.S. Cl.** **D12/110**

(58) **Field of Classification Search** D12/110,
D12/107, 112; 180/219, 220, 225, 229, 210-217,
180/908; 280/124.103

See application file for complete search history.

(56) **References Cited**

U.S. PATENT DOCUMENTS

D485,788 S *	1/2004	Guay et al.	D12/107
D547,242 S *	7/2007	Lambri et al.	D12/110
D596,081 S *	7/2009	Longpre et al.	D12/107
D598,328 S *	8/2009	Lambri	D12/110
7,571,787 B2 *	8/2009	Saiki	180/210

OTHER PUBLICATIONS

Motorcycle Buyers Guide, Manufacturer Index—2009. © 2010. Piaggio MP3 500 / MP3 400 shown and described on p. 2 of 8, and Piaggio MP3 250 shown and described on pp. 3 and 4 of 8. [Retrieved on Aug. 18, 2011]. Retrieved from the Internet <URL: <http://newmotorcyclesbuyer'sguide.com/category/piaggio>>.*

* cited by examiner

Primary Examiner — Susan M Lee

Assistant Examiner — Linda G. Brooks

(74) *Attorney, Agent, or Firm* — Hedman & Costigan, P.C.; James V. Costigan

(57) **CLAIM**



The ornamental design for a motor scooter, as shown and described.

DESCRIPTION

FIG. 1 is a front side perspective view of the invention; FIG. 2 is a front view of the invention; FIG. 3 is a rear view of the invention; FIG. 4 is a left side view of the invention; FIG. 5 is a right side view of the invention; and FIG. 6 is a top view of the invention; and, FIG. 7 is a bottom view of the invention.

The subject matter shown in broken lines forms no part of the design to be patented.

1 Claim, 7 Drawing Sheets






FIG. 1

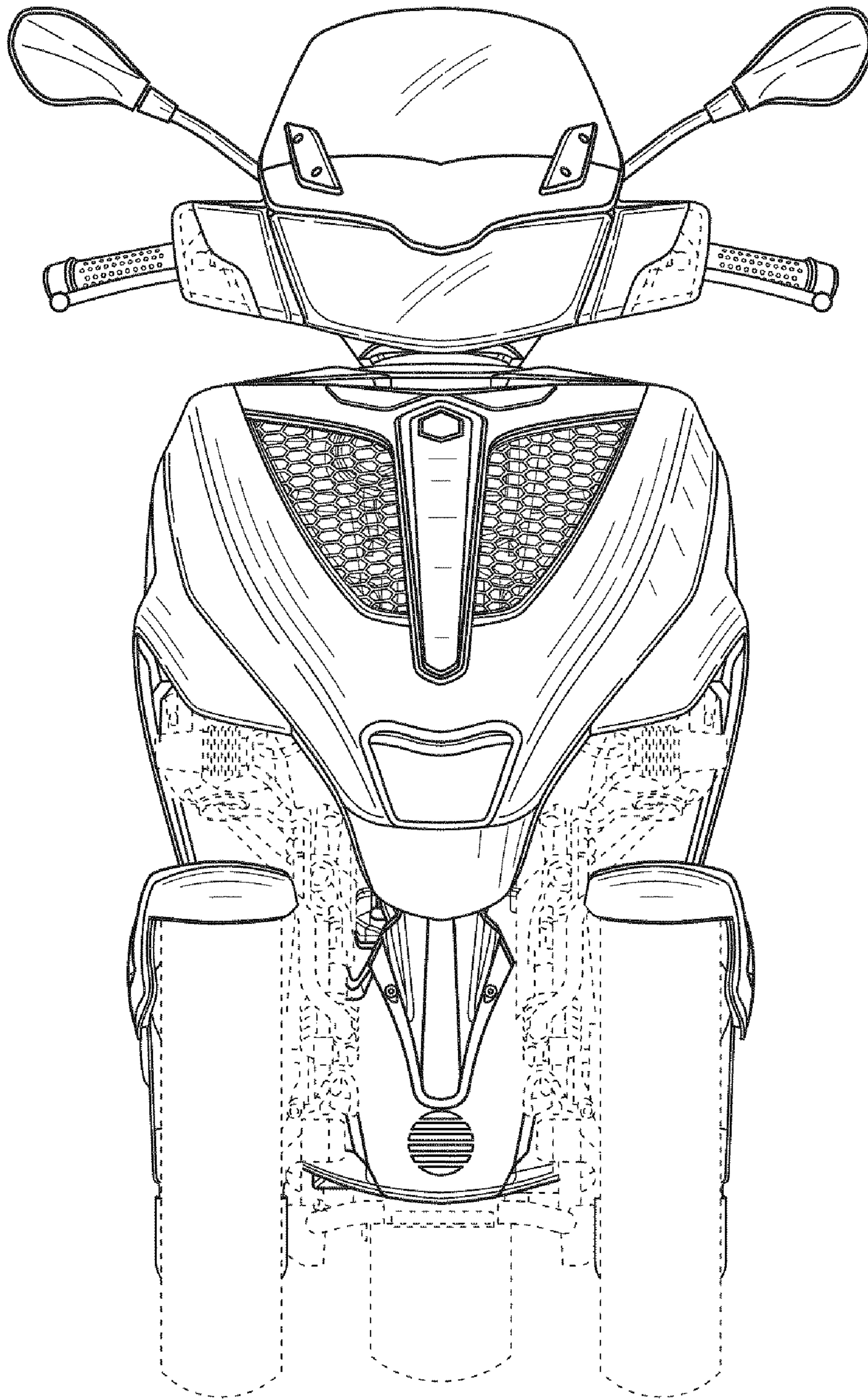


FIG. 2

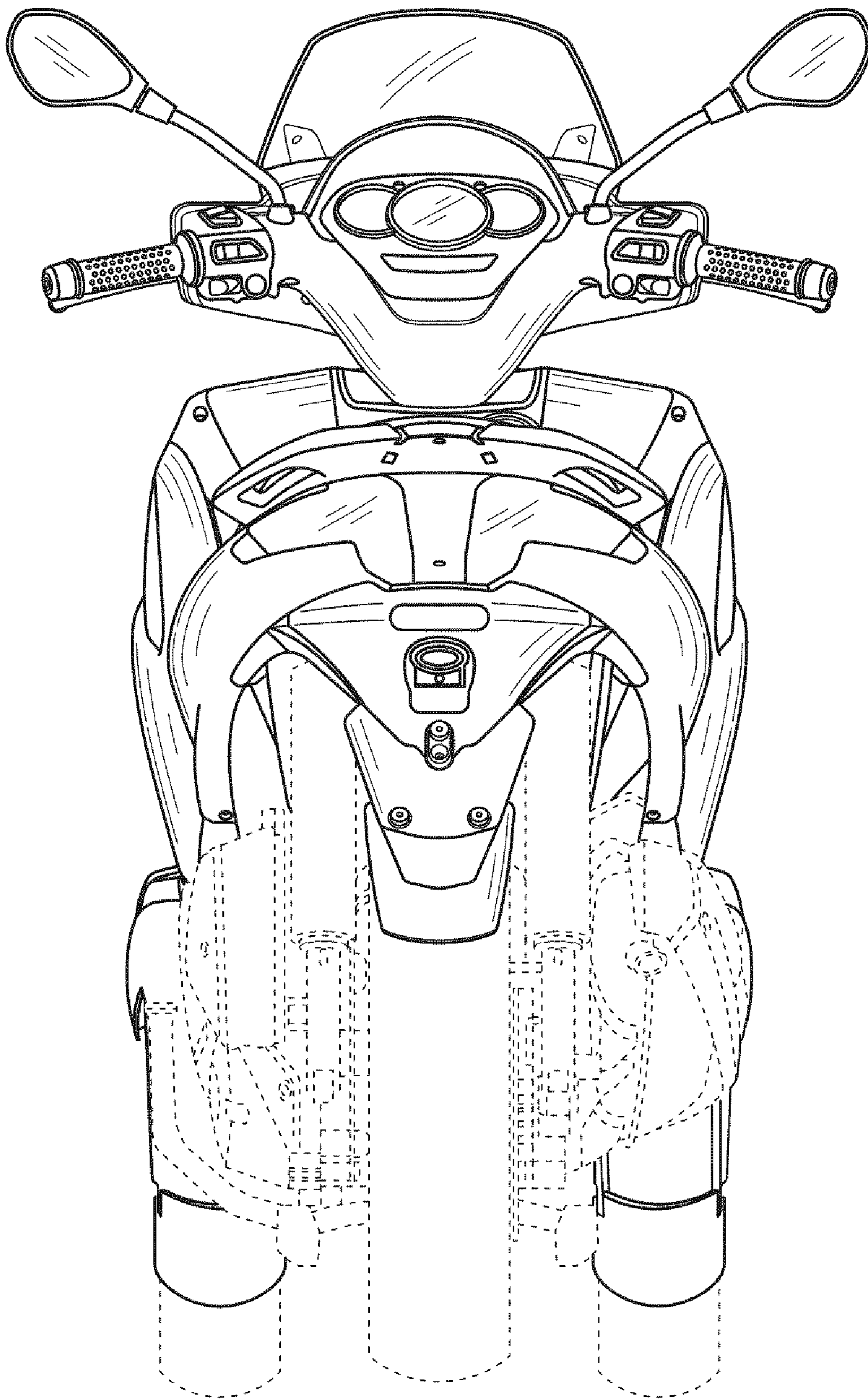


FIG. 3

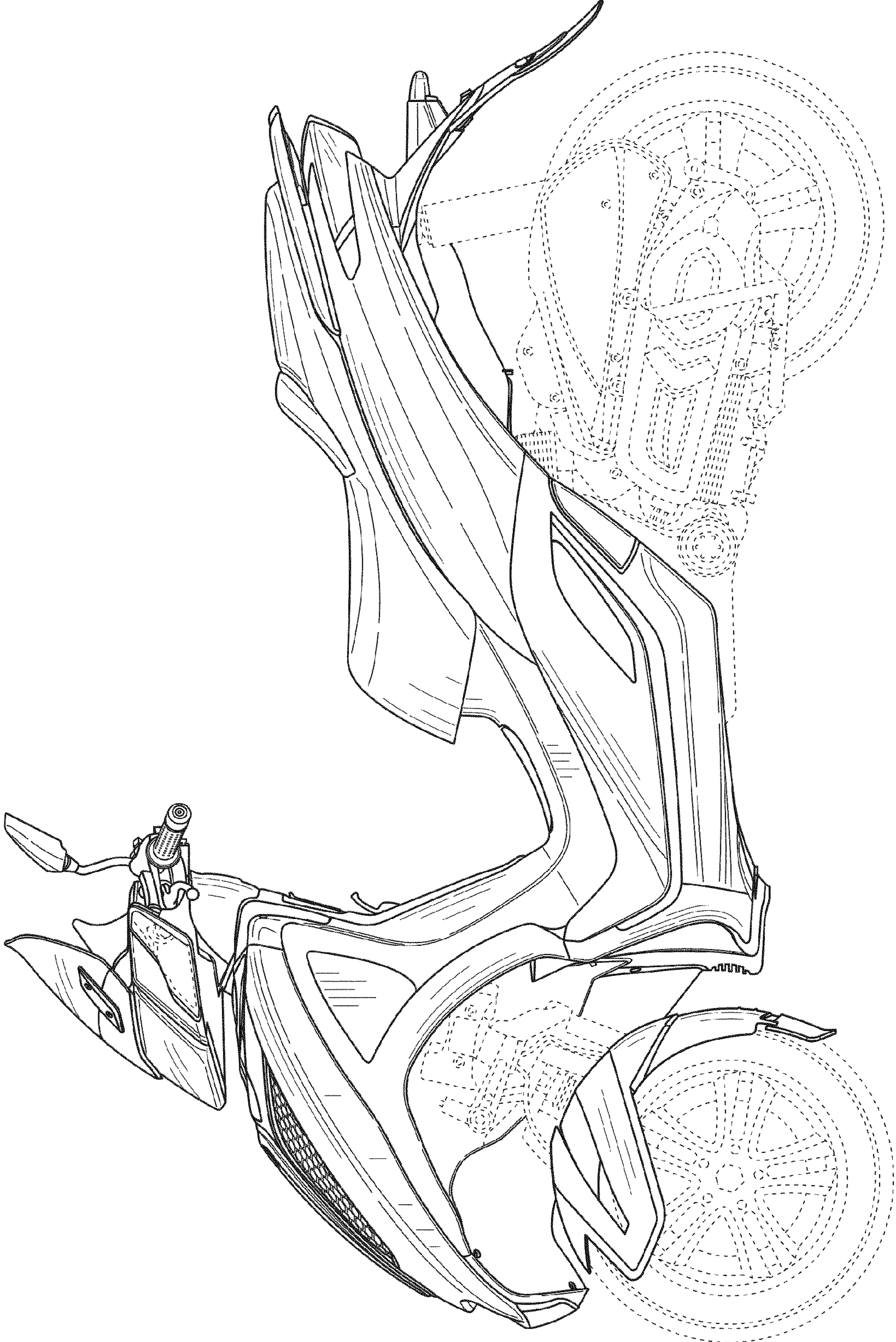


FIG. 4




FIG. 5

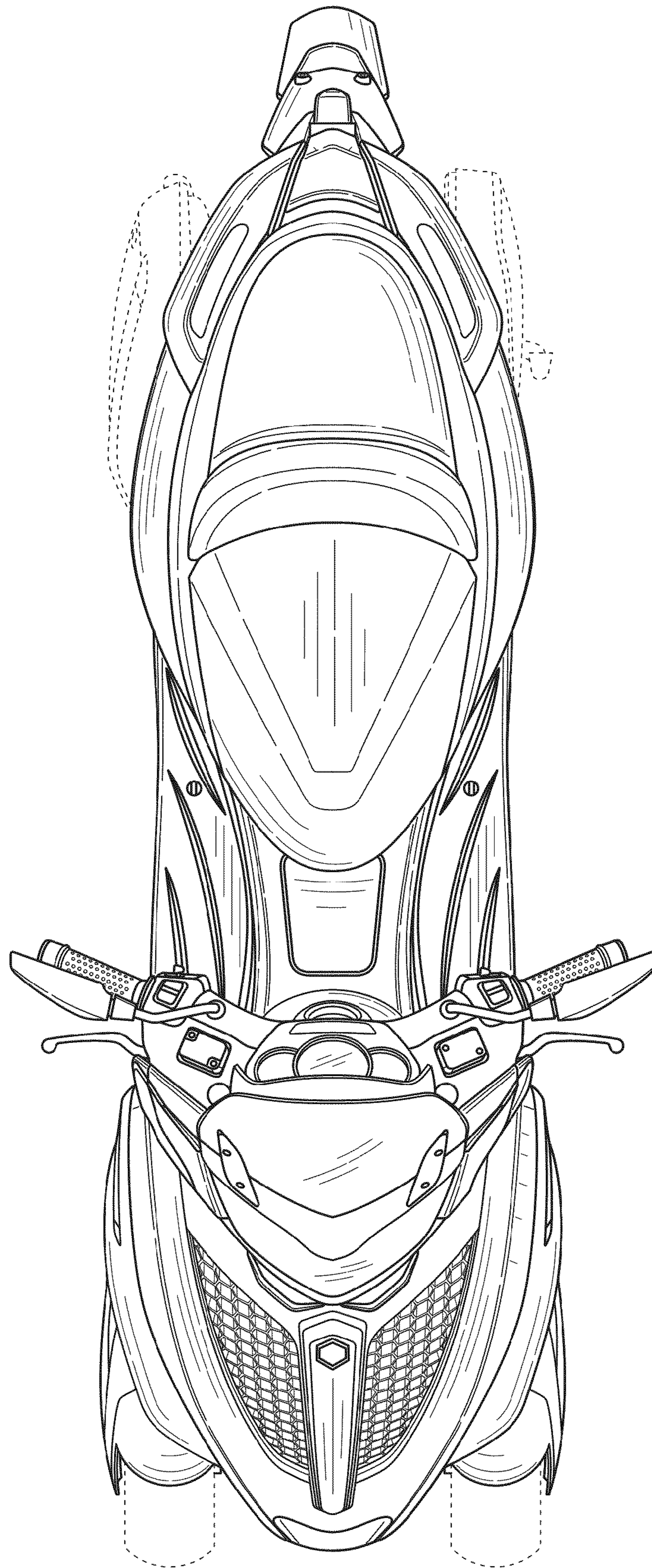


FIG. 6

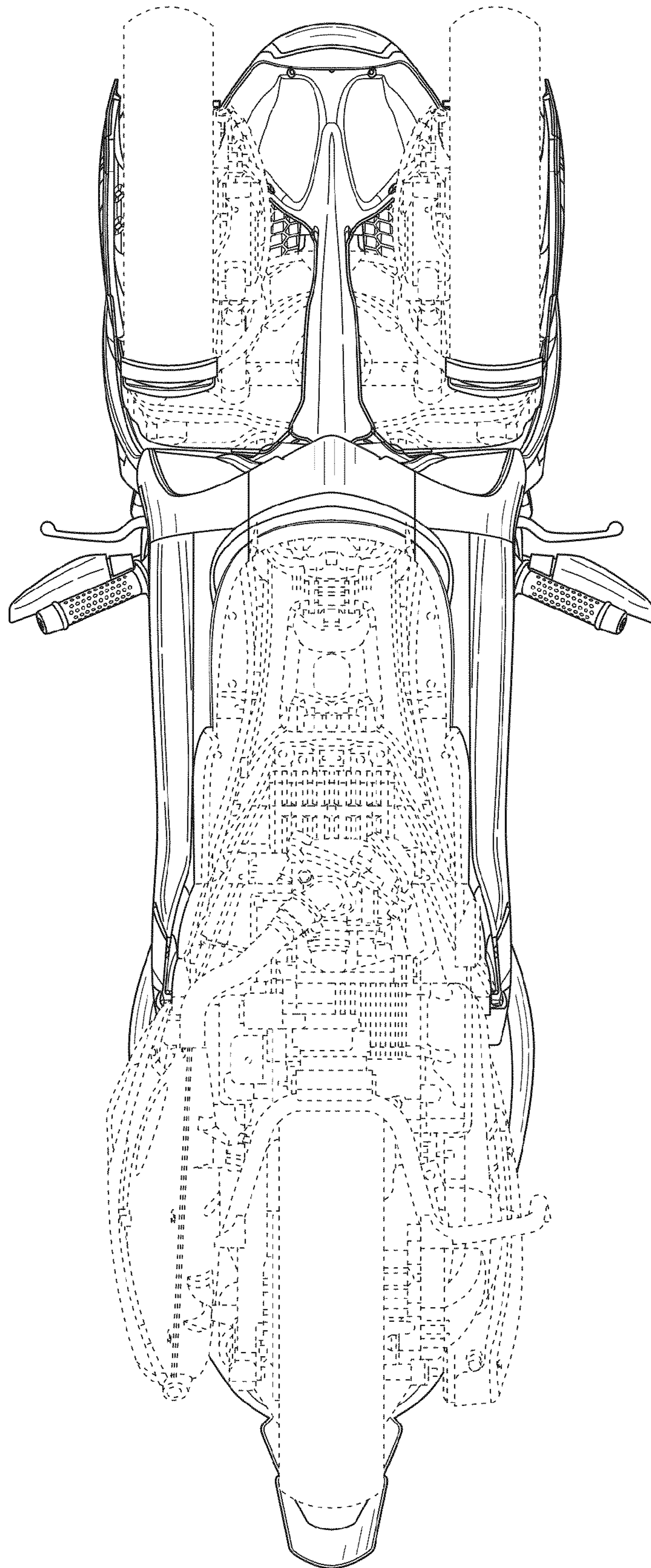


FIG. 7