



US00D656429S

(12) **United States Design Patent**
Cadigan

(10) **Patent No.:** **US D656,429 S**

(45) **Date of Patent:** **** Mar. 27, 2012**

(54) **WOODEN CROSS**

(76) Inventor: **J. Dennis Cadigan**, Brick, NJ (US)

(**) Term: **14 Years**

(21) Appl. No.: **29/400,460**

(22) Filed: **Aug. 29, 2011**

(51) **LOC (9) Cl.** **11-03**

(52) **U.S. Cl.** **D11/96**

(58) **Field of Classification Search** D11/96,

D11/97, 98, 99, 116, 30, 44, 48, 81, 125,
D11/133, 149, 157, 172, 211, 217, 219, 223,
D11/238, 79, 86, 121, 122, 131, 56, 141,
D11/103, 83, 112; 63/1.11, 1.12, 1.13, 1.14,
63/1.16, 1.18, 13, 14.1, 35, 39, 19; D19/34;
D99/17, 23, 25, 27, 30; D8/351; D14/480.2;
428/3, 27; D26/51; D10/109; D25/101

See application file for complete search history.

(56) **References Cited**

U.S. PATENT DOCUMENTS

D246,704 S *	12/1977	Ophir	D11/56
D259,773 S *	7/1981	Sweet	D11/141
D420,618 S *	2/2000	Minister	D11/103
D435,712 S *	12/2000	Knudsen	D99/27
D443,970 S *	6/2001	Stucker	D99/23
D465,432 S *	11/2002	Henmi	D11/103
D474,128 S *	5/2003	Bonnet	D11/103
D480,010 S *	9/2003	Manning	D11/83
D480,322 S *	10/2003	Manning	D11/83
D480,658 S *	10/2003	Manning	D11/83
D518,620 S *	4/2006	Gordon et al.	D99/30
D518,754 S *	4/2006	Dias	D11/96

D525,163 S *	7/2006	Balch	D11/86
D531,384 S *	11/2006	Wang	D1/112
D544,811 S *	6/2007	Perkins	D11/56
D578,275 S *	10/2008	Shantz et al.	D99/17
D588,901 S *	3/2009	Curtis-Bey	D8/351
D603,531 S *	11/2009	Gallagher et al.	D25/101
D615,899 S *	5/2010	Sandberg	D11/56
D619,039 S *	7/2010	Sandberg	D11/103
D619,926 S *	7/2010	Letney	D99/23
D623,979 S *	9/2010	Mogren	D11/103
D628,934 S *	12/2010	Fernandez Rives	D11/56
D639,701 S *	6/2011	Ditty	D11/96
D641,652 S *	7/2011	Baxa	D11/96

* cited by examiner

Primary Examiner — T. Chase Nelson

Assistant Examiner — Mark Cavanna

(74) *Attorney, Agent, or Firm* — Gertner Mandel & Peslak, LLC; Arthur M. Peslak, Esq.

(57) **CLAIM**

The ornamental design for a wooden cross, as shown and described.

DESCRIPTION

FIG. 1 is a front isometric view of a wooden cross showing my new design;

FIG. 2 is a front elevational view thereof;

FIG. 3 is a back elevational view thereof;


FIG. 4 is a side elevation view thereof;

FIG. 5 is an opposite side elevation view thereof;

FIG. 6 is a top plan view thereof; and,

FIG. 7 is a bottom plan view thereof.

1 Claim, 5 Drawing Sheets



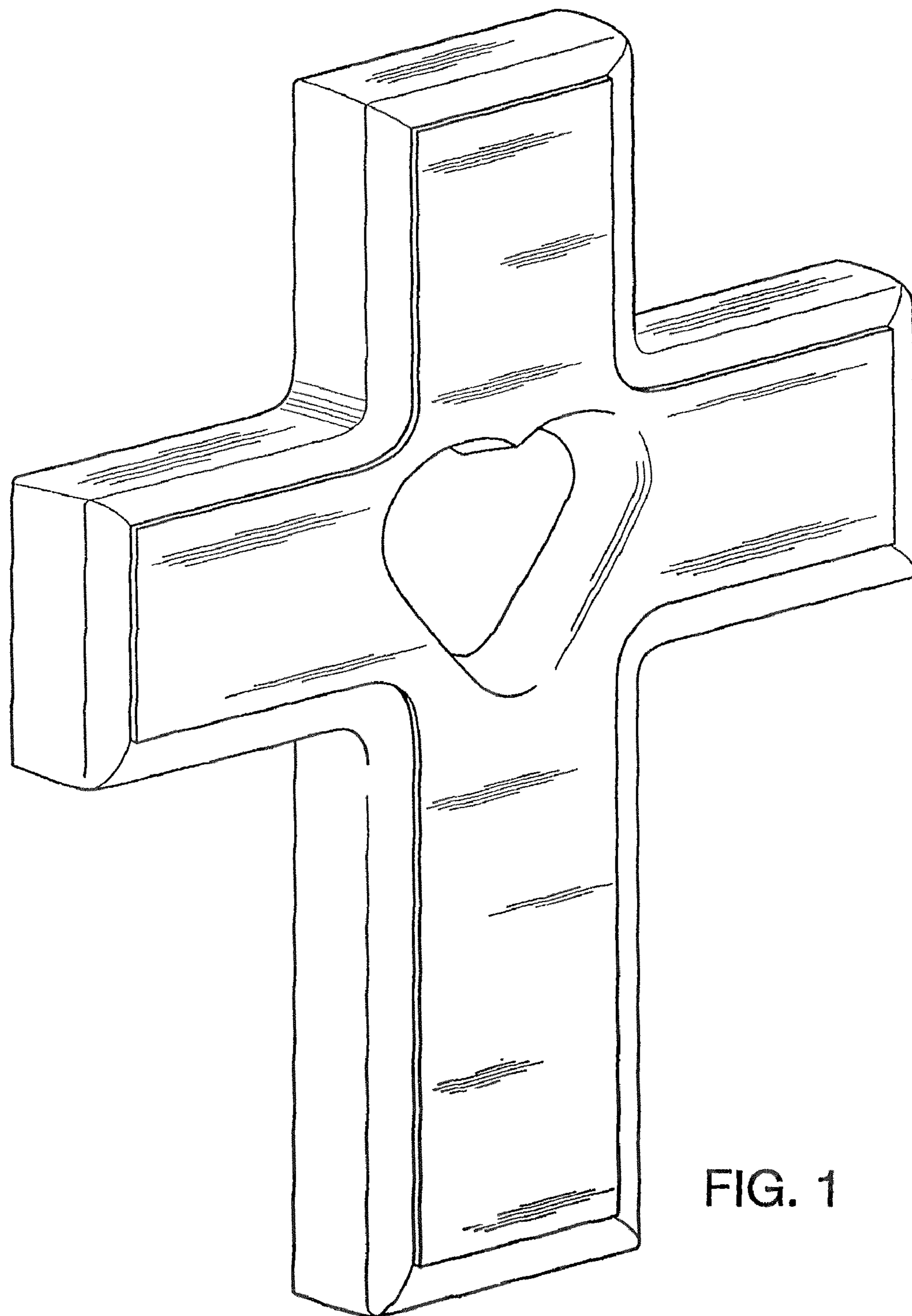


FIG. 1




FIG. 2




FIG. 3

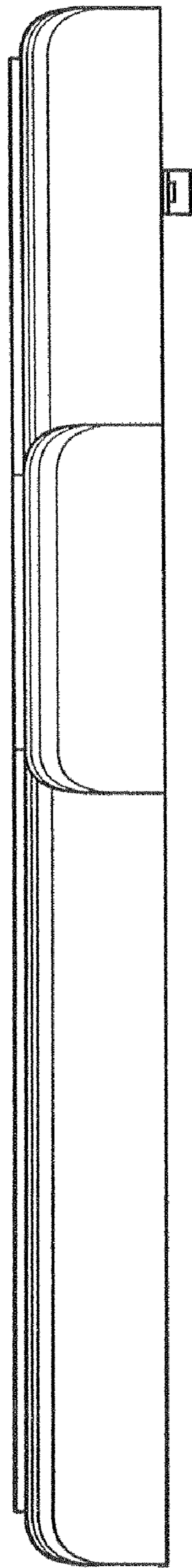


FIG. 4

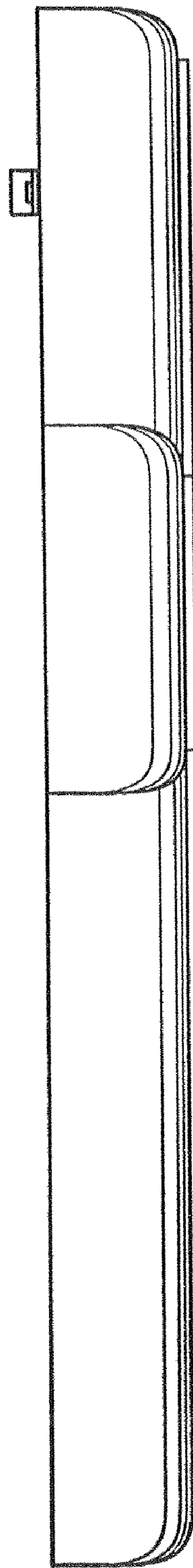


FIG. 5

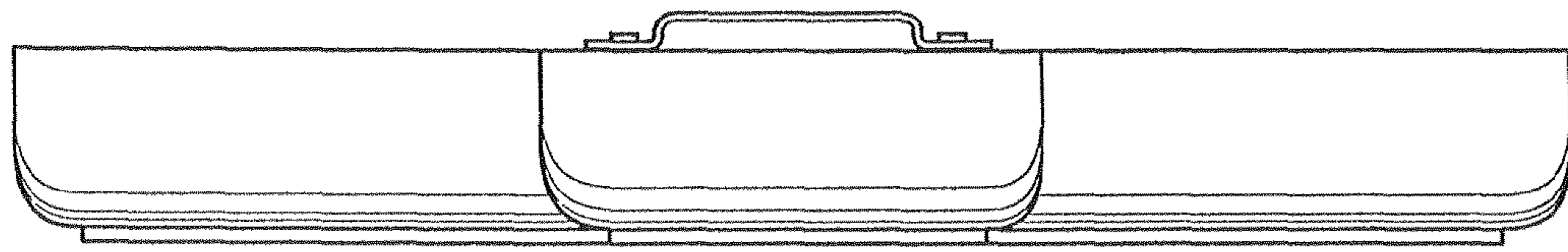


FIG. 6

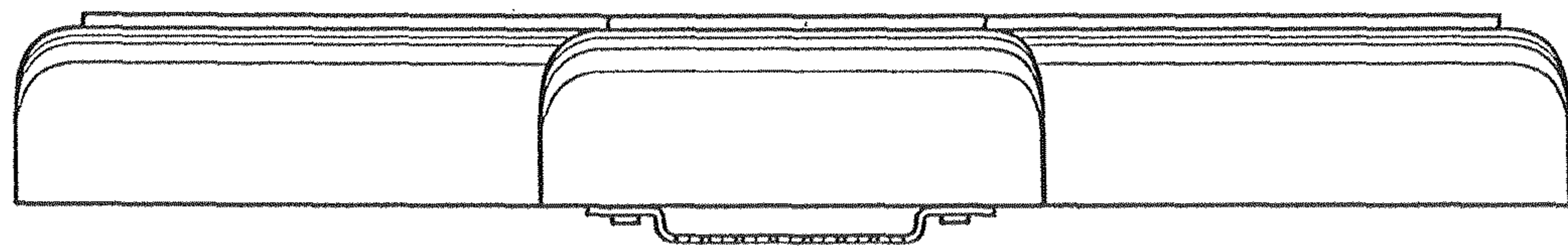


FIG. 7