



US00D656417S

(12) **United States Design Patent**  
**Monachon**

(10) **Patent No.:** **US D656,417 S**  
(45) **Date of Patent:** **\*\* Mar. 27, 2012**

(54) **WATCH**

(75) **Inventor:** **Jean-Claude Monachon, Bevaix (CH)**

(73) **Assignee:** **Omega SA (Omega AG) (Omega LTD)**  
**Jakob-Stampfli-Strasse, Biel/Bienne**  
**(CH)**

(\*\*) **Term:** **14 Years**

(21) **Appl. No.:** **29/394,358**

(22) **Filed:** **Jun. 16, 2011**

(30) **Foreign Application Priority Data**

Mar. 8, 2011 (WO) ..... DM/075 499

(51) **LOC (9) Cl.** ..... **10-02**

(52) **U.S. Cl.** ..... **D10/39**

(58) **Field of Classification Search** ..... D10/30-39,  
D10/122-132; 368/276, 281, 282, 285, 80,  
368/223, 228, 232

See application file for complete search history.

(56) **References Cited**

**U.S. PATENT DOCUMENTS**

2,361,563	A *	10/1944	Pellaton	368/80
D195,421	S *	6/1963	Huguenin	D10/39
3,427,800	A *	2/1969	Blum	368/223
3,475,902	A *	11/1969	Wessel	368/10
D220,051	S *	3/1971	Gsell	D10/39
3,901,023	A *	8/1975	Uebelhardt	368/281
D327,851	S *	7/1992	Besson	D10/39
5,255,248	A *	10/1993	Goodmon	368/228
D452,175	S *	12/2001	Finazzi	D10/39
6,570,823	B1 *	5/2003	Gilomen et al.	368/113

D524,171	S *	7/2006	Monachon	D10/32
D538,184	S *	3/2007	Scheufele	D10/39
D540,195	S *	4/2007	Nussbaumer	D10/31
D574,263	S *	8/2008	Loth	D10/38
D584,171	S *	1/2009	Monachon	D10/32
D585,309	S *	1/2009	Monachon	D10/39
D590,274	S *	4/2009	Monachon	D10/31
D590,727	S *	4/2009	Wei	D10/38
D601,909	S *	10/2009	Behling	D10/38
D618,565	S *	6/2010	Dolce et al.	D10/38
D621,284	S *	8/2010	Cerrato	D10/38
D624,443	S *	9/2010	Cerrato	D10/38
D640,145	S *	6/2011	Goto	D10/32
D645,766	S *	9/2011	Bertucci	D10/38
2011/0063953	A1 *	3/2011	Hasegawa et al.	368/80
2011/0182153	A1 *	7/2011	Oostwegel	368/276

\* cited by examiner

*Primary Examiner* — Lucy Lieberman

(74) *Attorney, Agent, or Firm* — Collen IP; Donald J. Ranft

(57) **CLAIM**

The ornamental design for a watch, as shown and described.

**DESCRIPTION**

FIG. 1 is a front right perspective view of a watch showing my new design;

FIG. 2 is a right side view thereof;

FIG. 3 is a left side view thereof;

FIG. 4 is a bottom view thereof;

FIG. 5 is a top view thereof;

FIG. 6 is a front view thereof; and,

FIG. 7 is a rear view thereof.

The broken lines in the drawings are used to show portions of the watch that do not form part of the claimed design.

**1 Claim, 4 Drawing Sheets**






FIG. 1

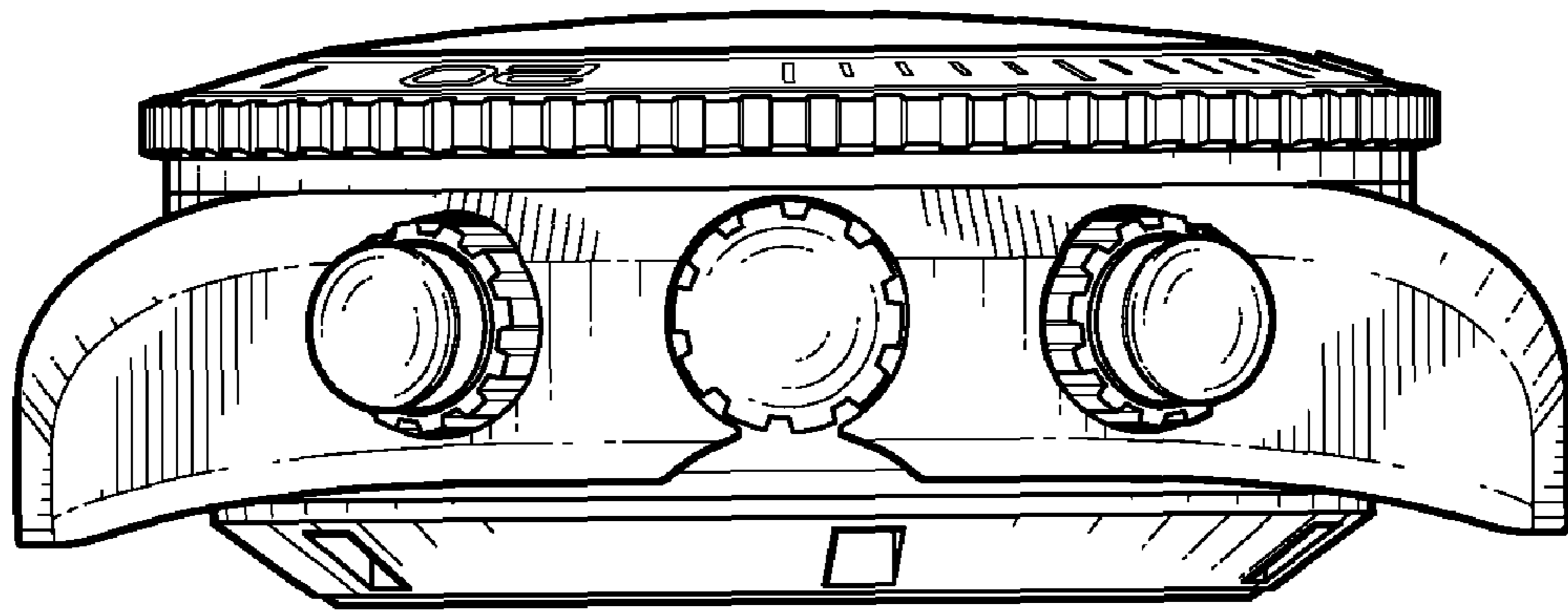


FIG. 2

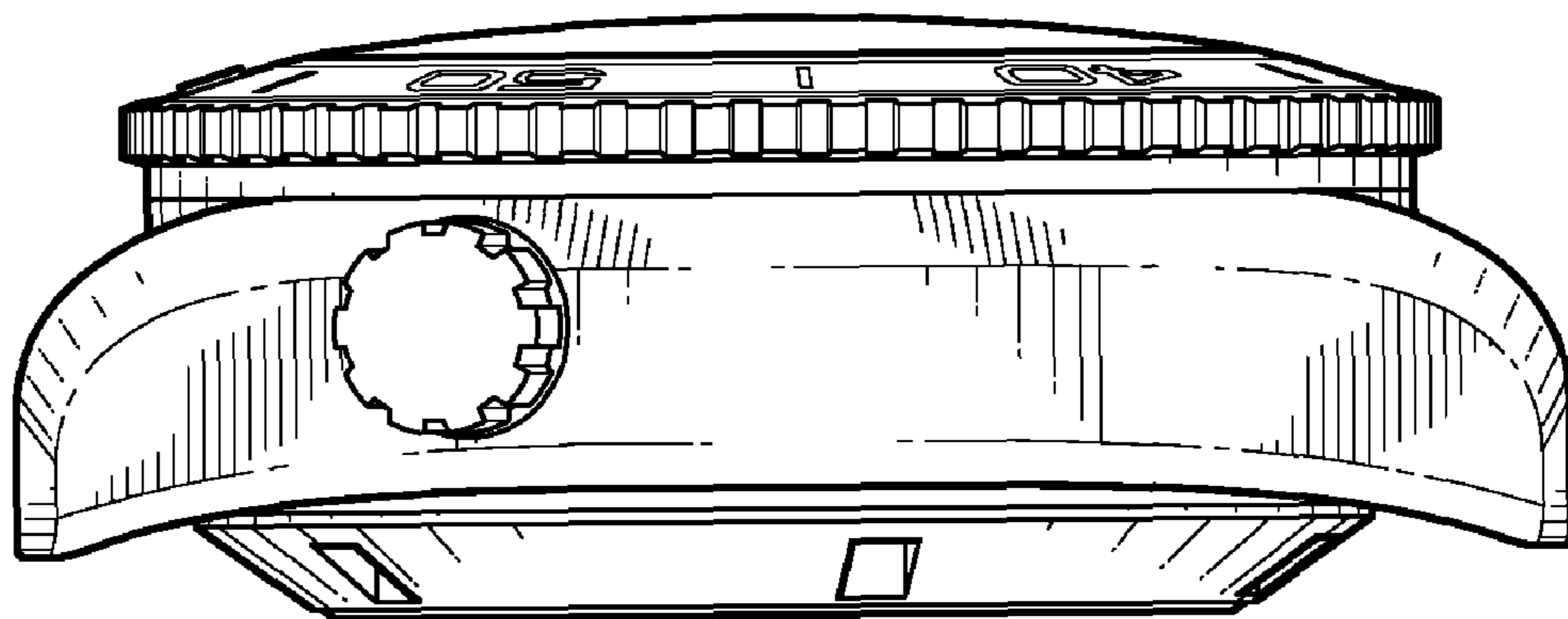


FIG. 3

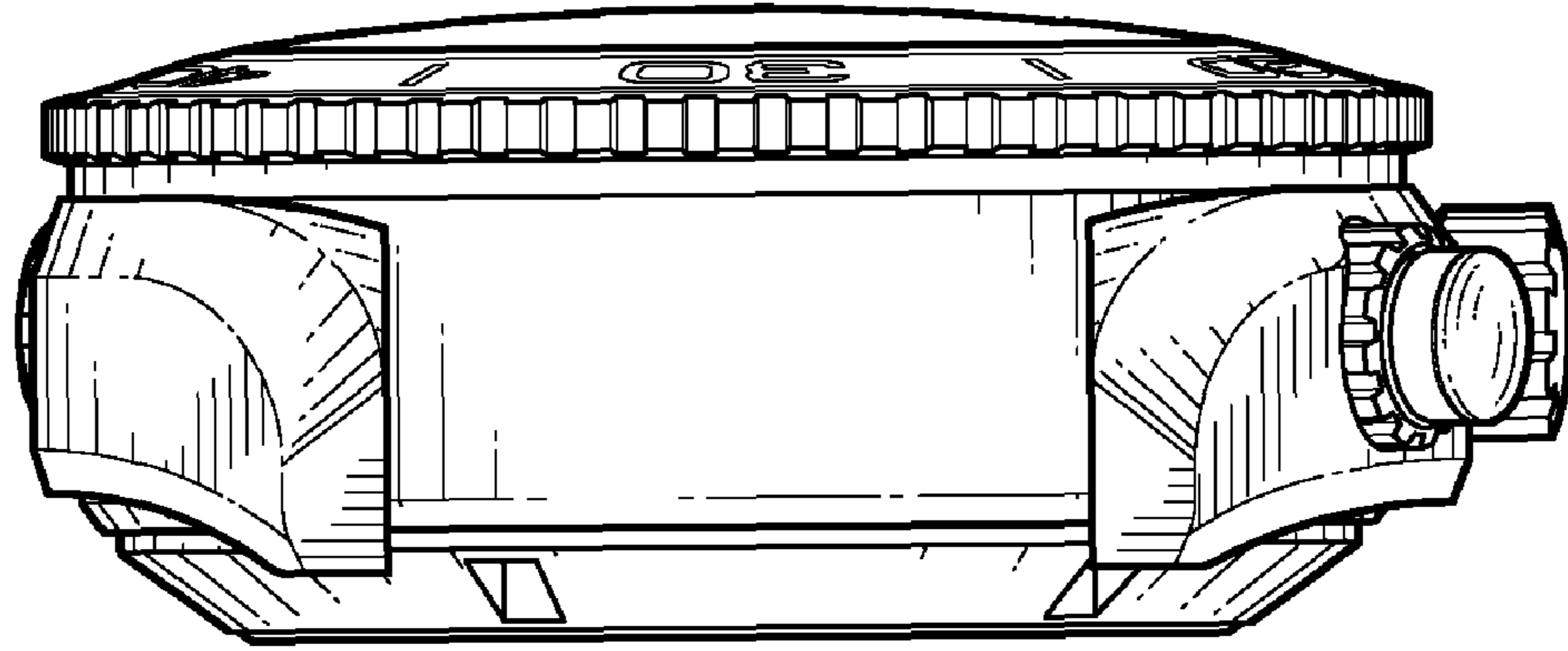


FIG. 4

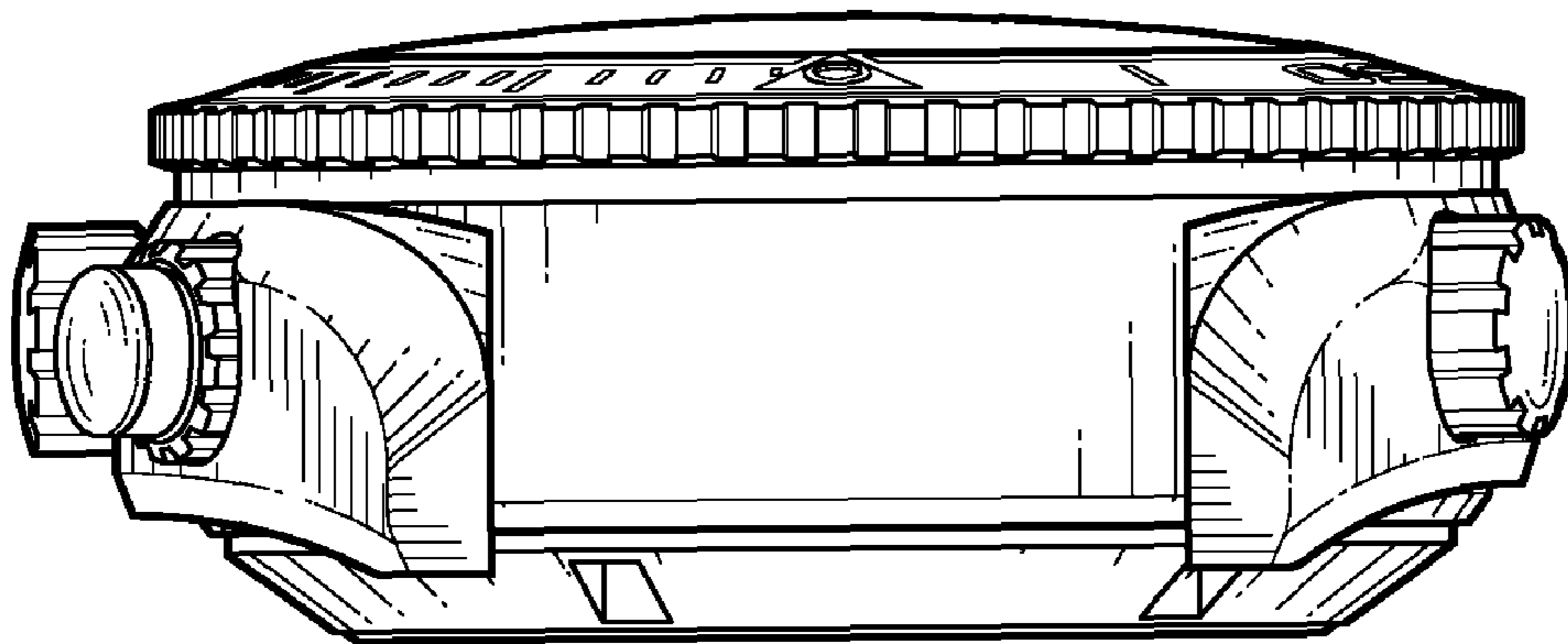


FIG. 5



FIG. 6




FIG. 7