

US00D656416S

(12) **United States Design Patent**
Monachon

(10) **Patent No.:** **US D656,416 S**

(45) **Date of Patent:** **** Mar. 27, 2012**

(54) **WATCH**

(75) **Inventor:** **Jean-Claude Monachon, Bevaix (CH)**

(73) **Assignee:** **Omega SA (Omega AG) (Omega Ltd.),
Biel/Bienne (CH)**

(**) **Term:** **14 Years**

(21) **Appl. No.:** **29/394,354**

(22) **Filed:** **Jun. 16, 2011**

(30) **Foreign Application Priority Data**

Mar. 8, 2011 (WO) DM/075 500

(51) **LOC (9) Cl.** **10-02**

(52) **U.S. Cl.** **D10/39**

(58) **Field of Classification Search** D10/30-39,
D10/122-132; 368/276, 281, 282, 285, 80,
368/223, 228, 232

See application file for complete search history.

(56) **References Cited**

U.S. PATENT DOCUMENTS

D195,421 S *	6/1963	Huguenin	D10/39
3,427,800 A *	2/1969	Blum	368/223
D220,051 S *	3/1971	Gsell	D10/39
3,901,023 A *	8/1975	Uebelhardt	368/281
D327,851 S *	7/1992	Besson	D10/39
D452,175 S *	12/2001	Finazzi	D10/39
6,570,823 B1 *	5/2003	Gilomen et al.	368/113
D538,184 S *	3/2007	Scheufele	D10/39
D540,195 S *	4/2007	Nussbaumer	D10/31
D574,263 S *	8/2008	Loth	D10/38

D580,795 S *	11/2008	Lalo	D10/32
D585,309 S *	1/2009	Monachon	D10/39
D590,274 S *	4/2009	Monachon	D10/31
D590,727 S *	4/2009	Wei	D10/38
D601,909 S *	10/2009	Behling	D10/38
D618,119 S *	6/2010	Tonohori	D10/38
D618,565 S *	6/2010	Dolce et al.	D10/38
D621,284 S *	8/2010	Cerrato	D10/38
D624,442 S *	9/2010	Clerc	D10/38
D624,443 S *	9/2010	Cerrato	D10/38
D640,145 S *	6/2011	Goto	D10/32
D645,766 S *	9/2011	Bertucci	D10/38
2009/0059732 A1 *	3/2009	Bracher et al.	368/190
2011/0063953 A1 *	3/2011	Hasegawa et al.	368/80
2011/0182153 A1 *	7/2011	Oostwegel	368/276

* cited by examiner

Primary Examiner — Lucy Lieberman

(74) *Attorney, Agent, or Firm* — Collen IP; Donald J. Ranft

(57) **CLAIM**

The ornamental design for a watch, as shown and described.

DESCRIPTION

FIG. 1 is a front right perspective view of a watch showing our new design;

FIG. 2 is a right side view thereof;

FIG. 3 is a left side view thereof;

FIG. 4 is a bottom view thereof;

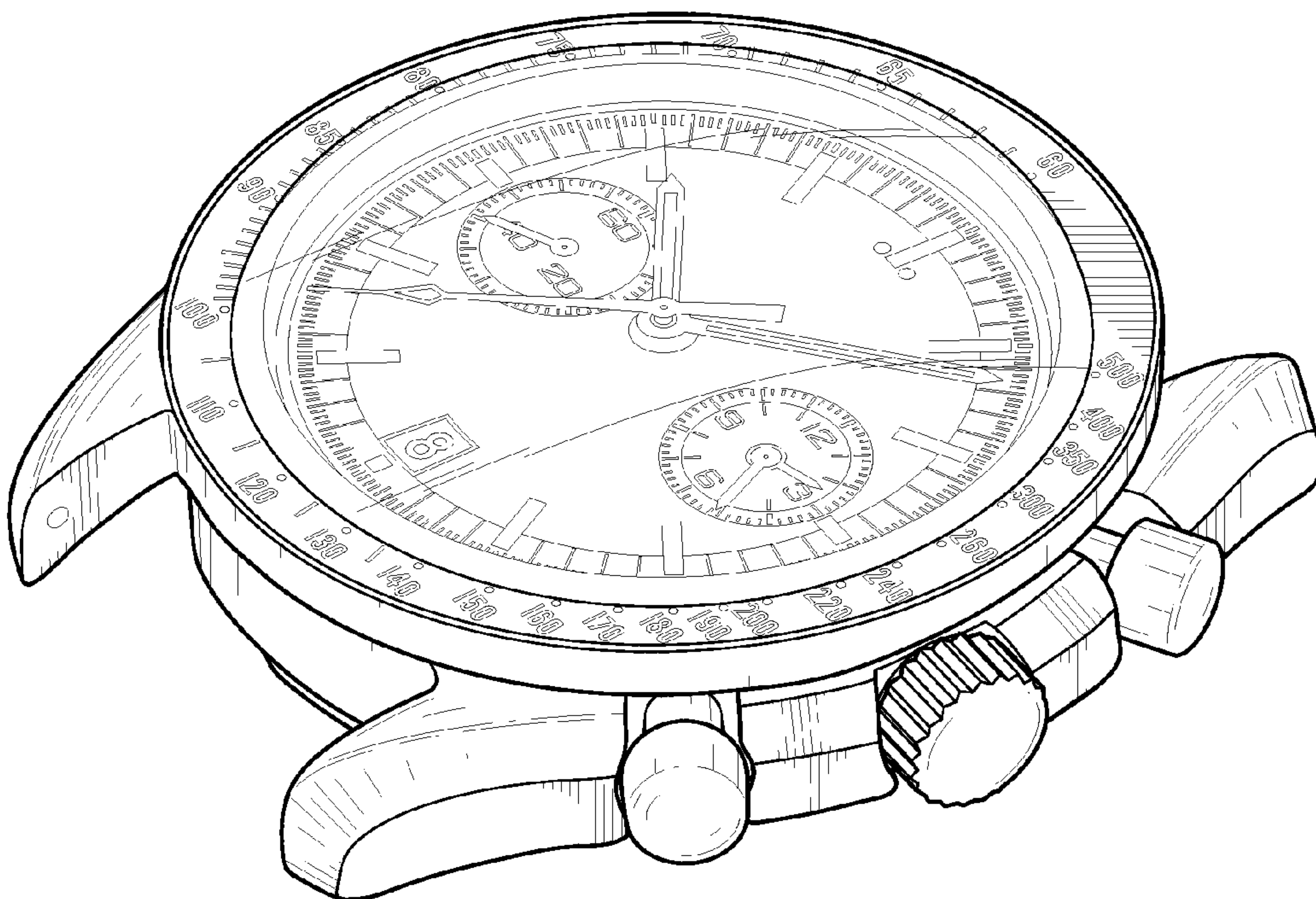
FIG. 5 is a top view thereof;

FIG. 6 is a front view thereof; and,

FIG. 7 is a rear view thereof.

The broken lines in the drawings are used to show portions of the watch that do not form part of the claimed design.

1 Claim, 5 Drawing Sheets



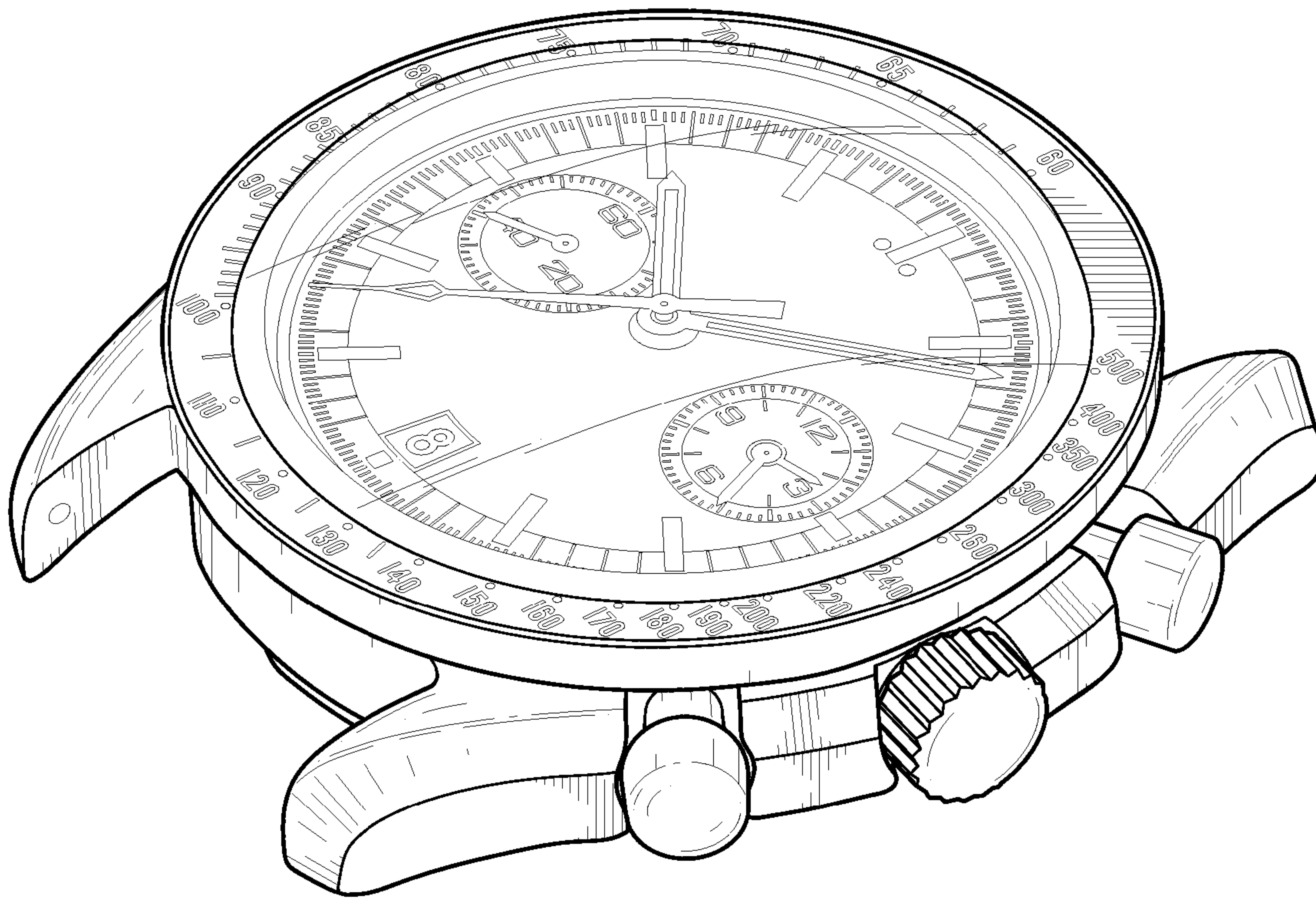


FIG. 1




FIG. 2

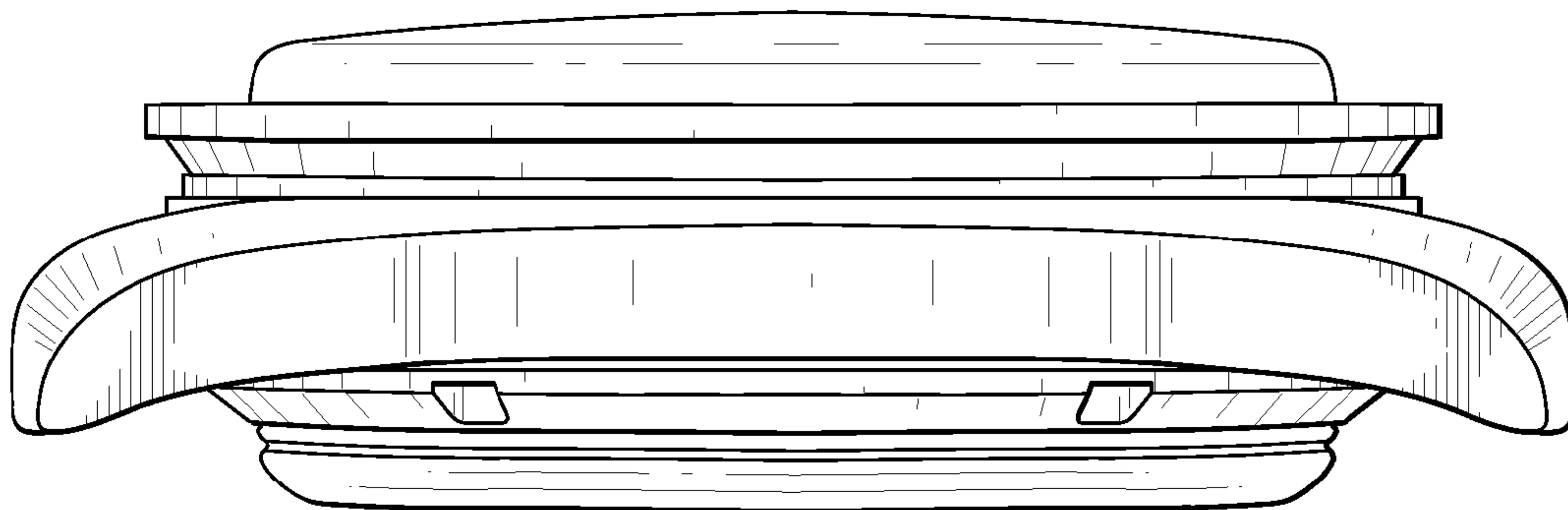


FIG. 3

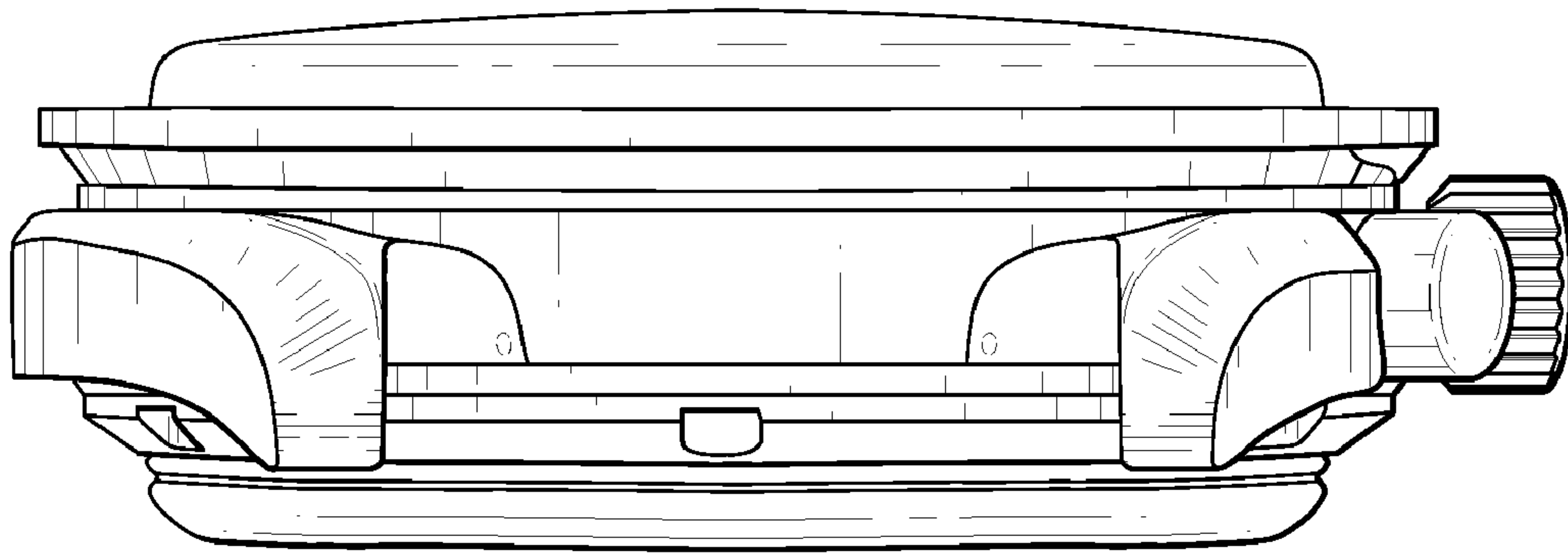


FIG. 4

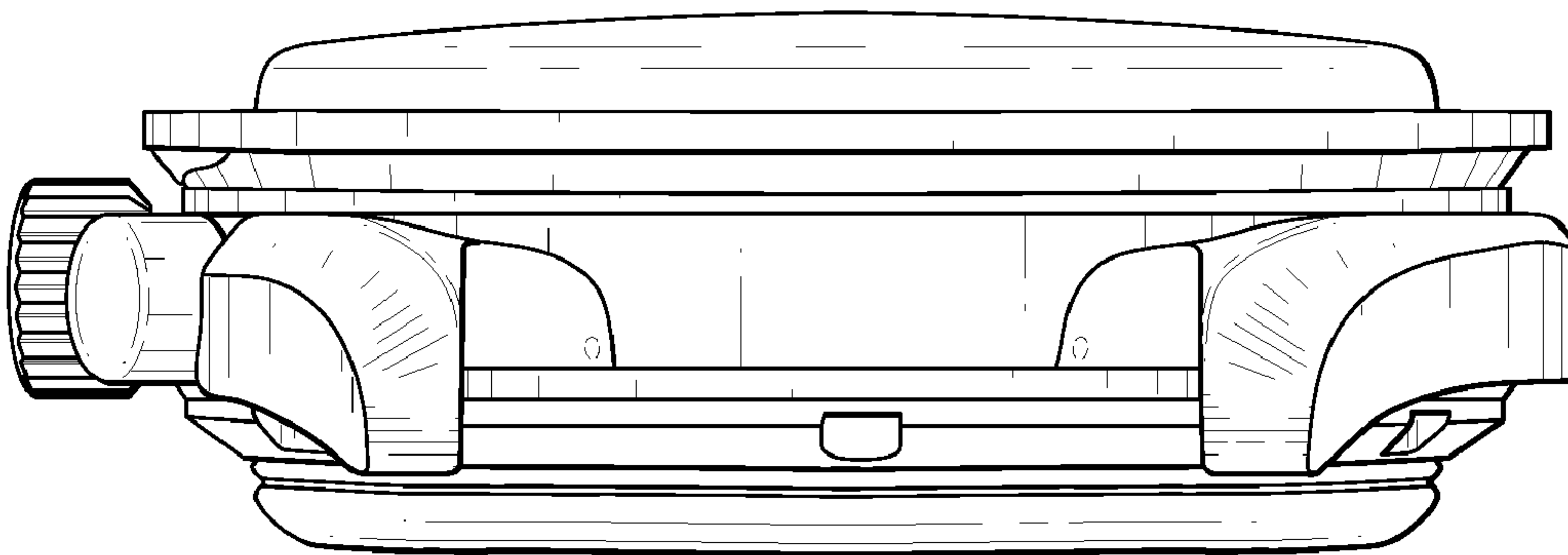


FIG. 5




FIG. 6

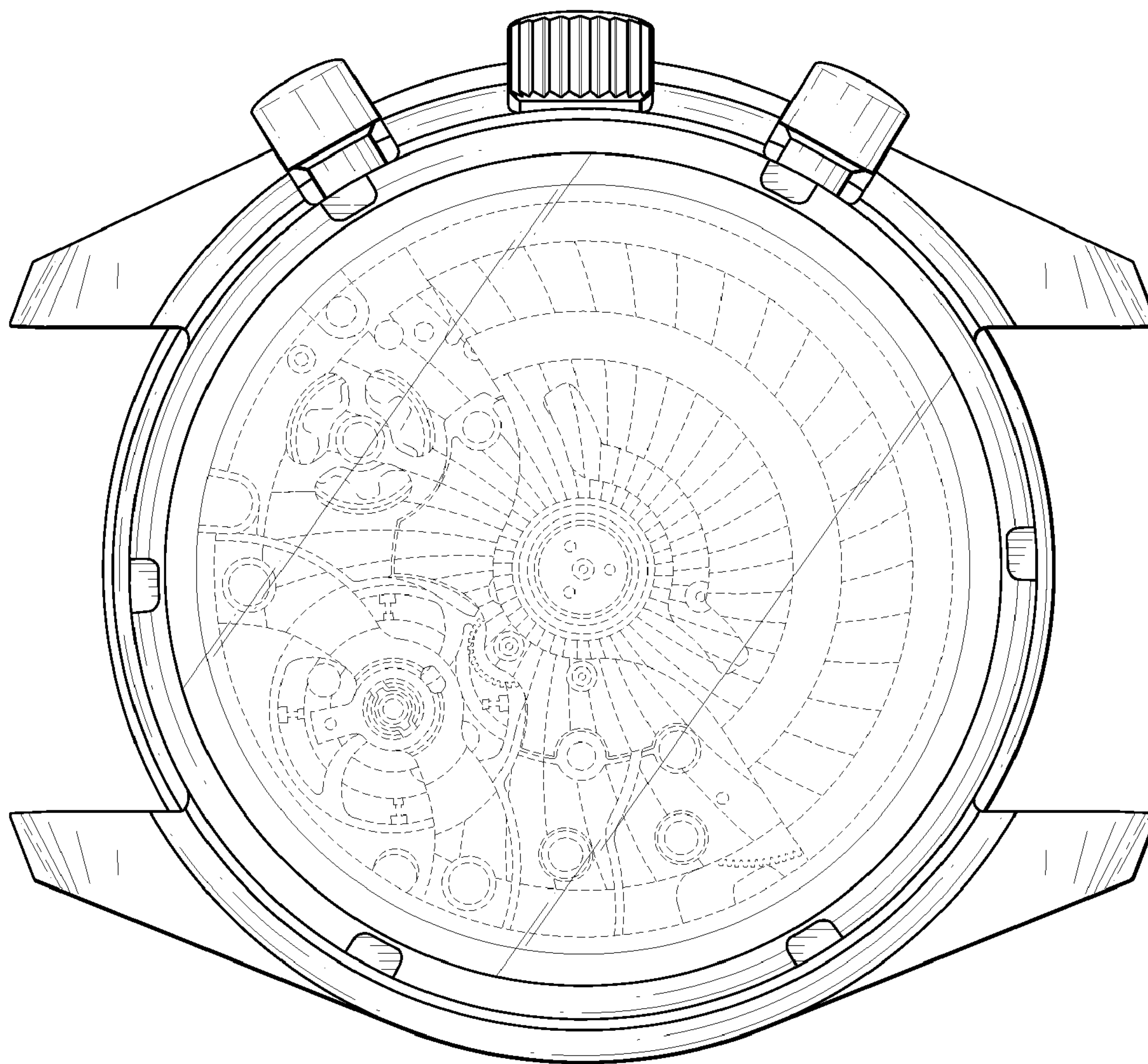


FIG. 7