



US00D656395S

(12) **United States Design Patent**
Campbell et al.

(10) **Patent No.:** **US D656,395 S**
(45) **Date of Patent:** **** Mar. 27, 2012**

(54) **FLOW WRAP FOR A CONTAINER WITH SURFACE ORNAMENTATION**

(75) Inventors: **Jean Martin Campbell**, Cincinnati, OH (US); **Molly Ann Hablutzel**, Burlington, KY (US); **Kenneth Robert Helmes**, Cincinnati, OH (US); **Frederick Mason Mariani**, Newport, KY (US)

(73) Assignee: **The Procter & Gamble Company**, Cincinnati, OH (US)

(**) Term: **14 Years**

(21) Appl. No.: **29/365,567**

(22) Filed: **Jul. 12, 2010**

(51) **LOC (9) Cl.** **09-07**

(52) **U.S. Cl.** **D9/434**

(58) **Field of Classification Search** D9/682,
D9/600, 457, 454, 441, 434, 432, 430, 415,
D9/414, 418, 704, 552, 551, 669, 750; D11/95;
D5/56; D20/40, 36, 28, 27, 26, 22, 11; D14/492,
D14/489, 486; 715/976, 840, 764, 715; 229/923,
229/922, 87.19, 116.5, 116.1, 100; 220/694,
220/376

See application file for complete search history.

(56) **References Cited**

U.S. PATENT DOCUMENTS

2,046,751 A *	7/1936	Reichel	206/745
D110,869 S *	8/1938	Kovacs	D9/432
D285,175 S *	8/1986	Ewry	D9/415
D543,450 S *	5/2007	Watzig et al.	D9/418
D600,547 S *	9/2009	Cain	D9/418
D601,415 S *	10/2009	Seum et al.	D9/418

* cited by examiner

Primary Examiner — Susan Bennett Hattan

(74) *Attorney, Agent, or Firm* — Alexandra S. Anoff; Amanda T. Barry

(57) **CLAIM**

The ornamental design for a flow wrap for a container with surface ornamentation, as shown and described.

DESCRIPTION

The application file contains at least one drawing executed in color. Copies of this patent or patent application publication with color drawing(s) will be provided by the Office upon request and payment of the necessary fee.

FIG. 1 is a front perspective view of a flow wrap for a container with surface ornamentation thereof;

FIG. 2 is a front elevation view thereof;

FIG. 3 is rear view thereof;

FIG. 4 is a top plan view thereof;

FIG. 5 is a bottom plan view thereof;

FIG. 6 is a right side view thereof;

FIG. 7 is a left side view thereof;

FIG. 8 is a front perspective view of an alternative embodiment of a flow wrap for a container with surface ornamentation thereof;

FIG. 9 is a front elevation view thereof;

FIG. 10 is rear view thereof;

FIG. 11 is a top plan view thereof;

FIG. 12 is a bottom plan view thereof;

FIG. 13 is a right side view thereof; and,

FIG. 14 is a left side view thereof.

The broken lines in the drawings are for illustrative purposes only and do not form a part of the claimed design. In FIG. 8, FIG. 9, FIG. 10, FIG. 11, FIG. 12, FIG. 13 and FIG. 14, the flow wrap for a container with surface ornamentation can be in color, but not a particular color.

1 Claim, 6 Drawing Sheets
(2 of 6 Drawing Sheet(s) Filed in Color)






Fig. 1




Fig. 2




Fig. 3



Fig. 4



Fig. 5



Fig. 6




Fig. 7




Fig. 8




Fig. 9




Fig. 10

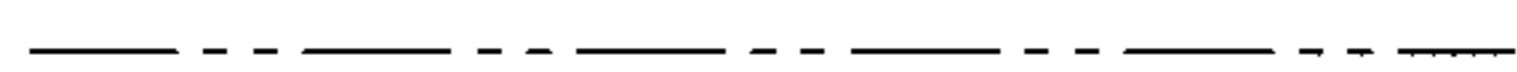


Fig. 11

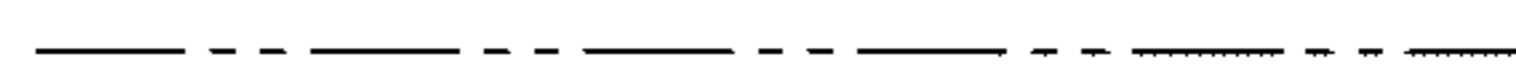


Fig. 12



Fig. 13



Fig. 14