



US00D656389S

(12) **United States Design Patent**
Goodman et al.

(10) **Patent No.:** **US D656,389 S**
(45) **Date of Patent:** **** Mar. 27, 2012**

- (54) **FLOWER HOOK**
- (75) Inventors: **Sheldon H. Goodman**, Solon, OH (US);
Omer I. Sazir, Brooklyn, NY (US)
- (73) Assignee: **Spectrum Diversified Designs, Inc.**,
Streetsboro, OH (US)
- (**) Term: **14 Years**
- (21) Appl. No.: **29/391,683**
- (22) Filed: **May 12, 2011**

- D397,568 S 9/1998 Jonas
- D424,351 S 5/2000 Hill
- D427,892 S 7/2000 Walters-Dowding et al.
- D436,517 S 1/2001 Barry
- D438,714 S 3/2001 Osborne
- D441,966 S 5/2001 Lai
- D444,377 S 7/2001 Harvey
- D446,658 S 8/2001 Osborne
- D447,680 S 9/2001 Kelleghan
- D464,252 S * 10/2002 Jones D8/363
- D467,791 S 12/2002 Goodman et al.
- D468,624 S 1/2003 Goodman et al.
- D468,949 S 1/2003 Howard
- D470,621 S * 2/2003 Cheng D26/127
- D473,454 S 4/2003 Goodman et al.
- D477,526 S 7/2003 Goodman et al.

(Continued)

Related U.S. Application Data

- (62) Division of application No. 29/379,410, filed on Nov. 19, 2010, now Pat. No. Des. 641,230, which is a division of application No. 29/366,419, filed on Jul. 24, 2010, now Pat. No. Des. 631,334.

- (51) **LOC (9) Cl.** **08-05**
- (52) **U.S. Cl.** **D8/367**
- (58) **Field of Classification Search** D8/356,
D8/354, 349, 359, 358; 174/135; 248/89,
248/75; 385/135, 134, 60, 62; 52/220.1,
52/74.1; D13/156; D19/34; D32/31; D29/129;
222/113; 29/426.5; 446/372, 385; 15/323;
206/373; 220/735

See application file for complete search history.

(56) **References Cited**

U.S. PATENT DOCUMENTS

- D27,963 S 12/1897 Walker
- D28,028 S 12/1897 Walker
- D33,497 S 11/1900 Williams
- D150,697 S 8/1948 Judd
- D152,598 S 2/1949 Cronen
- D152,599 S 2/1949 Cronen
- D204,743 S * 5/1966 Rhoadew D8/305
- D206,587 S 1/1967 Nathanson
- D216,670 S * 3/1970 Fox D8/305
- 3,764,453 A * 10/1973 Ropiequet et al. 428/66.5
- D236,323 S * 8/1975 Johnsen et al. D8/367
- D323,285 S * 1/1992 Thomson D8/372
- D331,855 S 12/1992 Kaplan
- D342,889 S * 1/1994 Adams D8/367

Primary Examiner — Cynthia Underwood

(74) *Attorney, Agent, or Firm* — Pearne & Gordon LLP

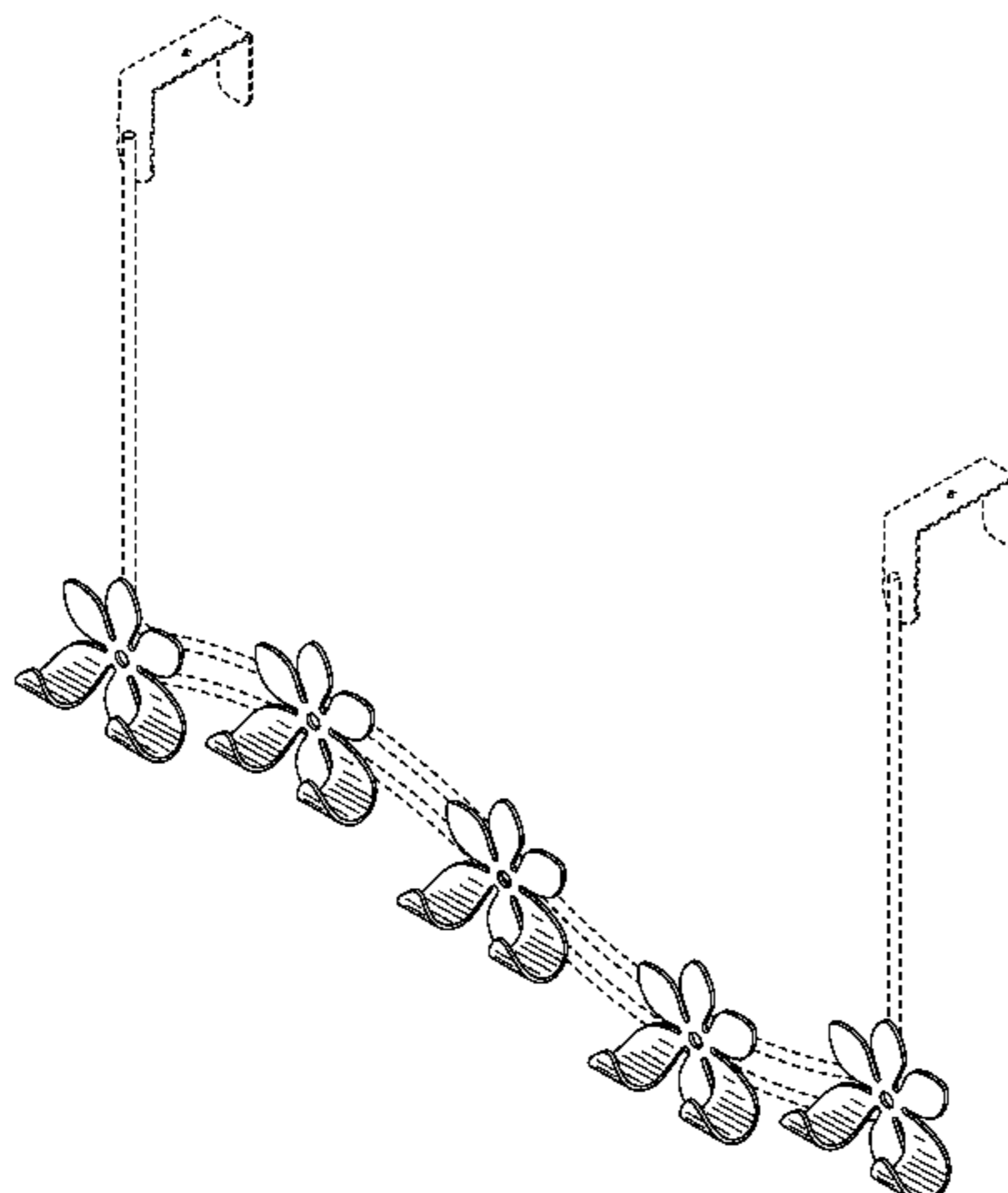
(57) **CLAIM**

The ornamental design for a flower hook, as shown and described.

DESCRIPTION

FIG. 1 is a perspective view of an over-the-door flower design hook rack showing our new design;
 FIG. 2 is a top plan view thereof;
 FIG. 3 is a front elevational view thereof;
 FIG. 4 is a bottom plan view thereof;
 FIG. 5 is a right side elevational view thereof, the left side elevational view being a mirror image;
 FIG. 6 is a rear elevational view thereof;
 FIG. 7 is an alternate environmental view of the design shown in FIG. 1;
 FIG. 8 is a top plan view thereof;
 FIG. 9 is a front elevational view thereof;
 FIG. 10 is a bottom plan view thereof;
 FIG. 11 is a right side elevational view thereof, the left side elevational view being a mirror image; and,
 FIG. 12 is a rear elevational view thereof.
 The dotted-line showing in the drawings illustrates environmental matter and forms no part of the claimed design.

1 Claim, 6 Drawing Sheets



US D656,389 S

Page 2

U.S. PATENT DOCUMENTS

D478,450 S	8/2003	Howard		D557,120 S	12/2007	Snell	
D481,928 S	11/2003	Goodman et al.		D576,021 S	9/2008	Goodman et al.	
D482,600 S	11/2003	Dretzka		D587,936 S	3/2009	Johnson	
D492,581 S	7/2004	Fahy et al.		D590,577 S	4/2009	Bruno	
D509,165 S *	9/2005	Deloye	D11/157	D600,224 S	9/2009	Lanktree	
D551,785 S *	9/2007	Montgomery	D26/26	D608,579 S	1/2010	Goodman et al.	
D555,366 S	11/2007	Goodman et al.		7,972,100 B2 *	7/2011	Horvath et al.	411/400
D556,823 S *	12/2007	Lombard	D19/6				

* cited by examiner

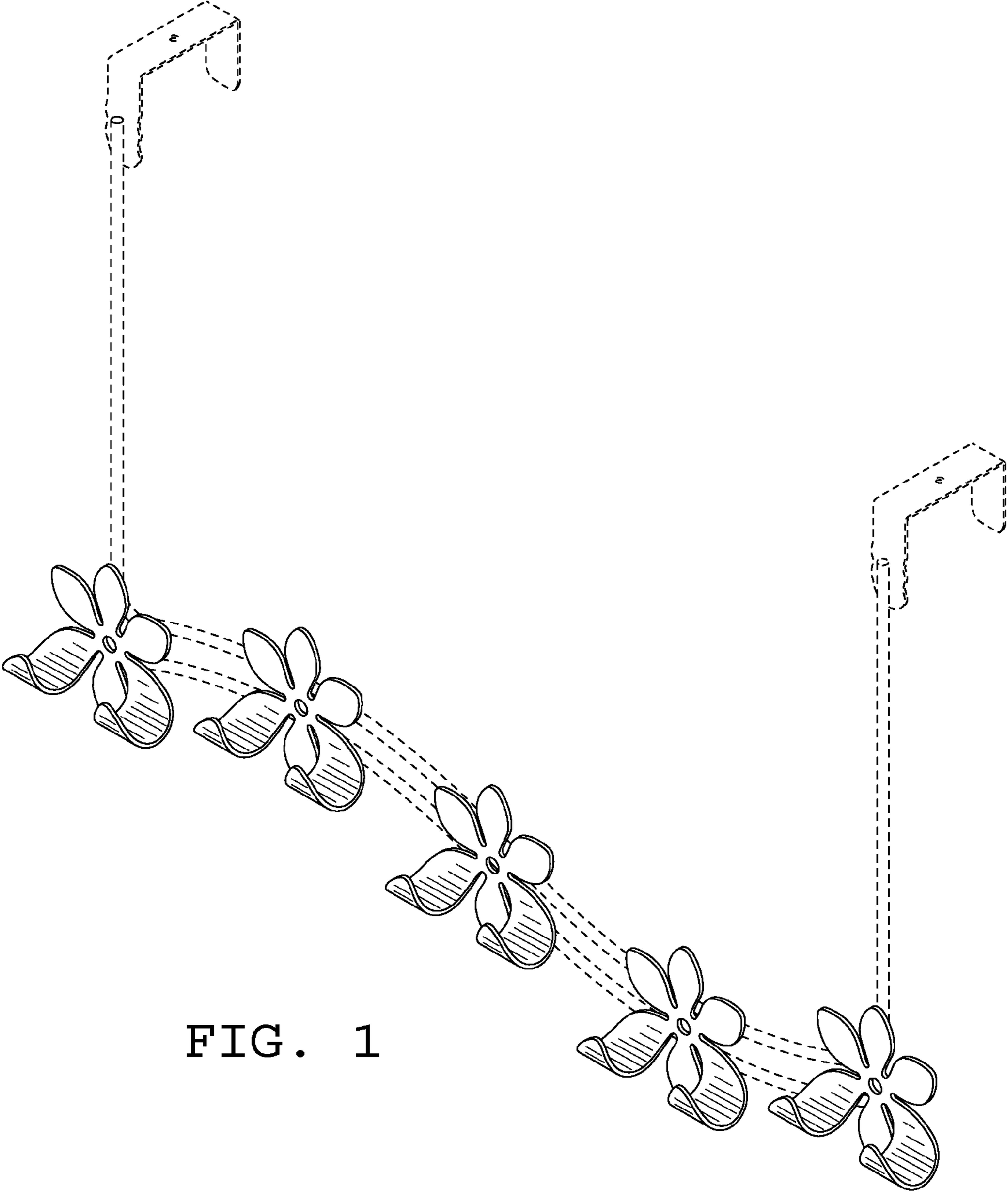


FIG. 1

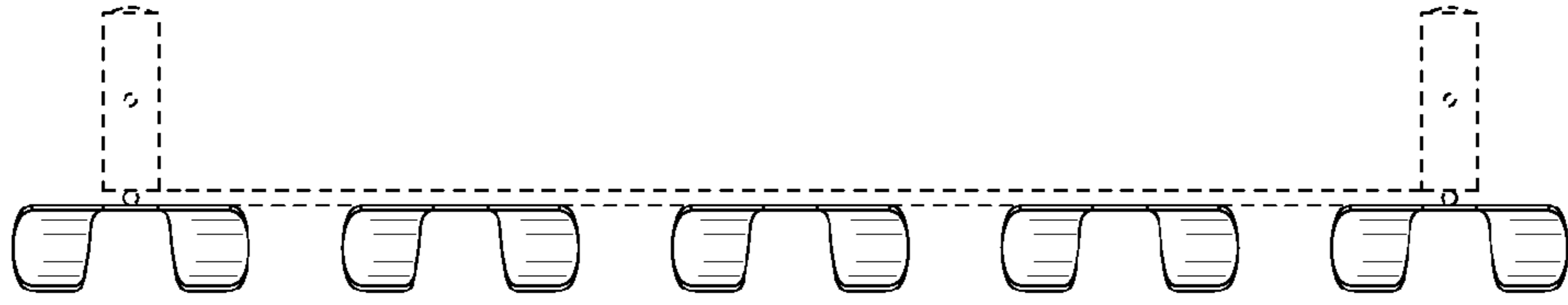


FIG. 2




FIG. 3

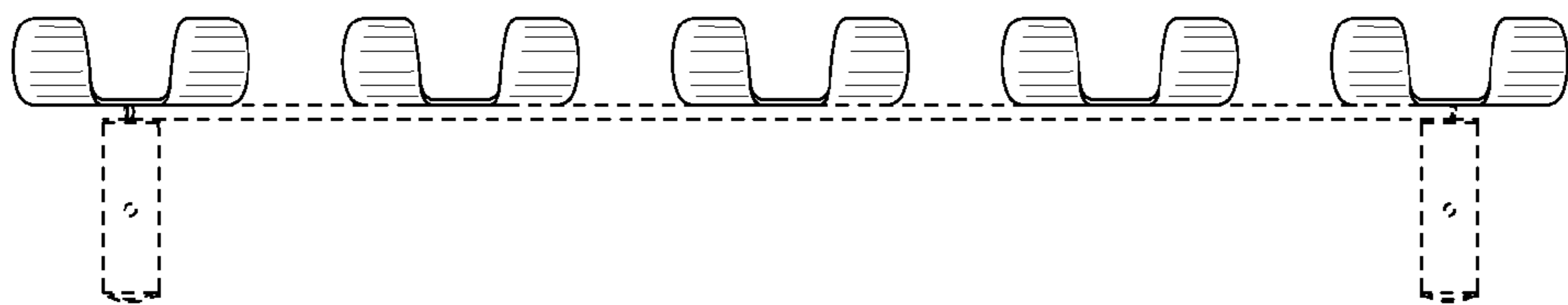


FIG. 4

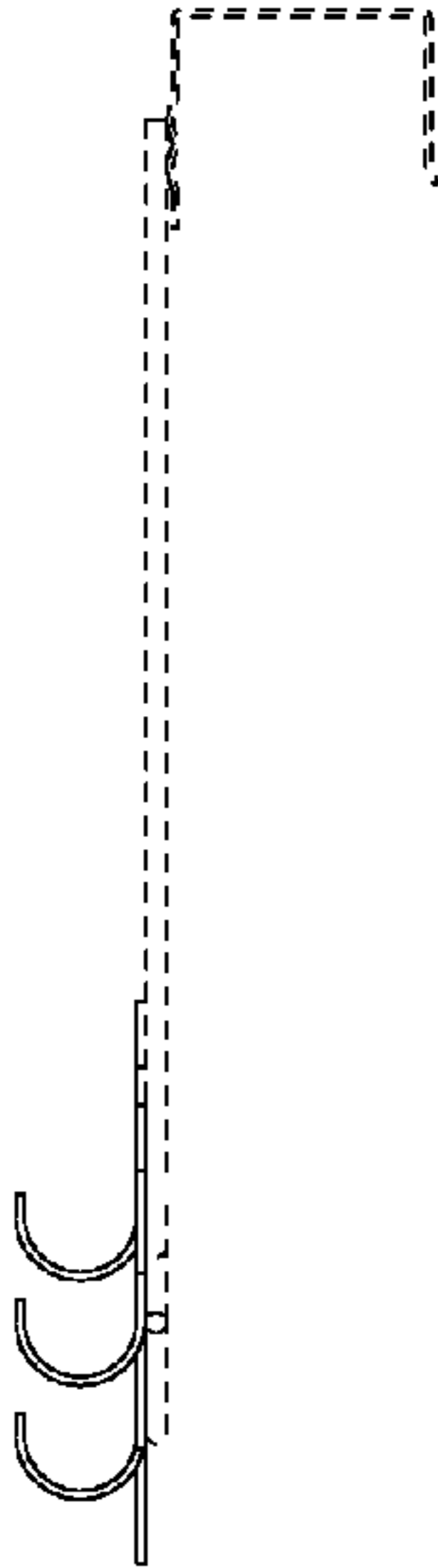


FIG. 5




FIG. 6

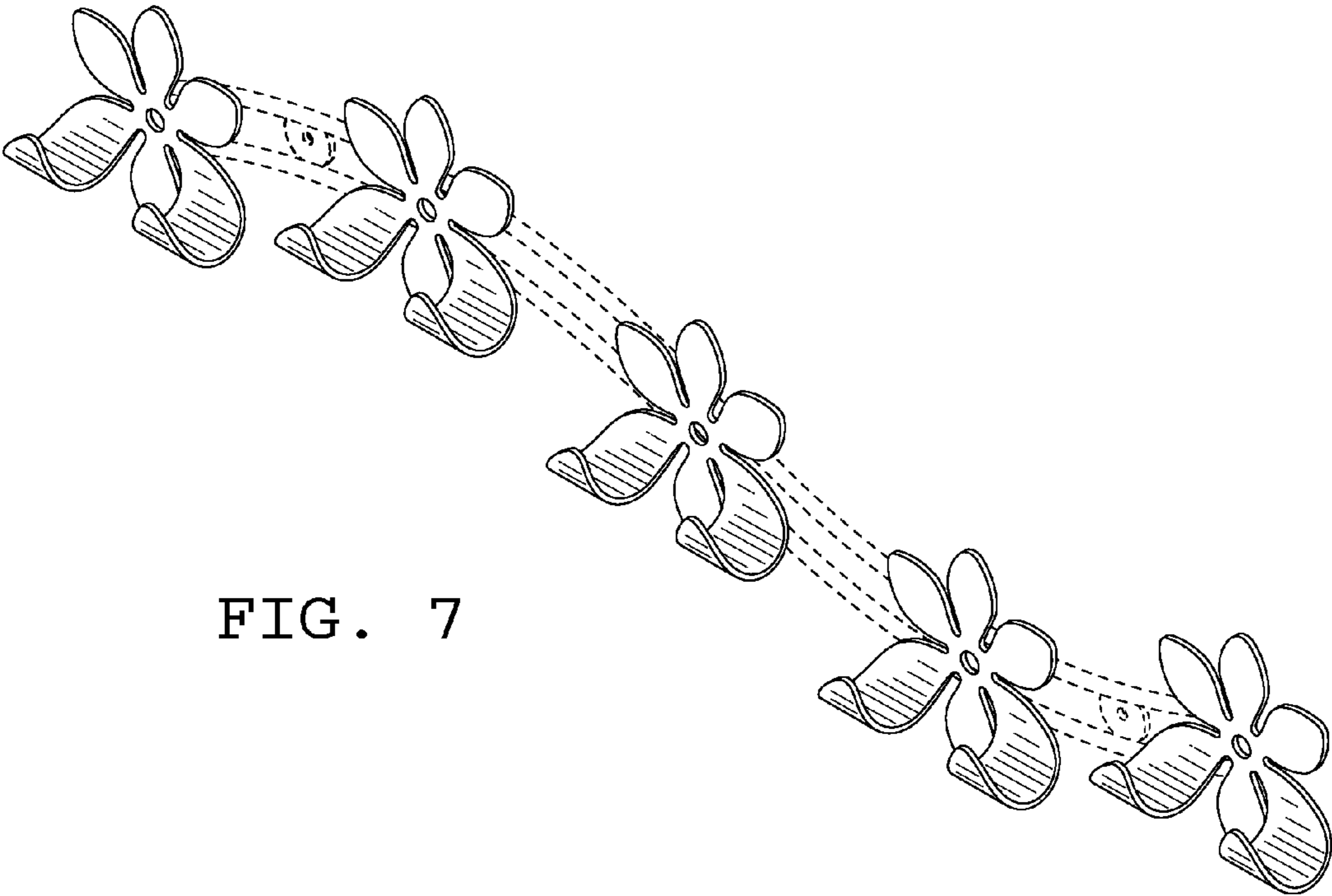


FIG. 7

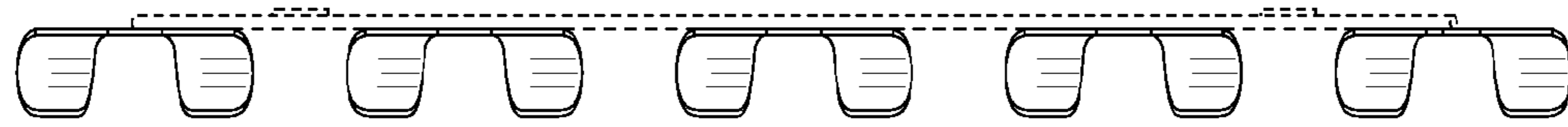


FIG. 8

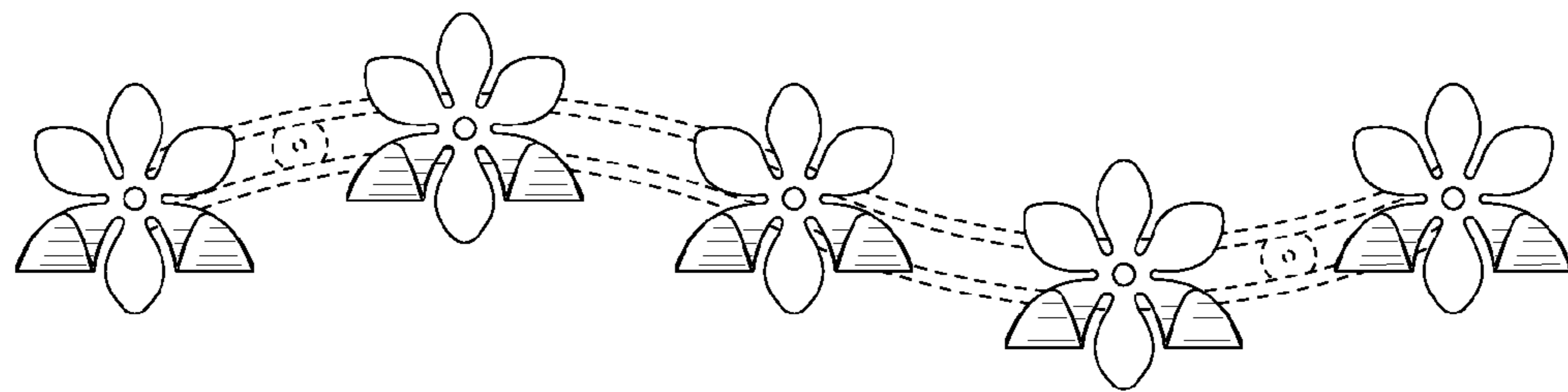


FIG. 9

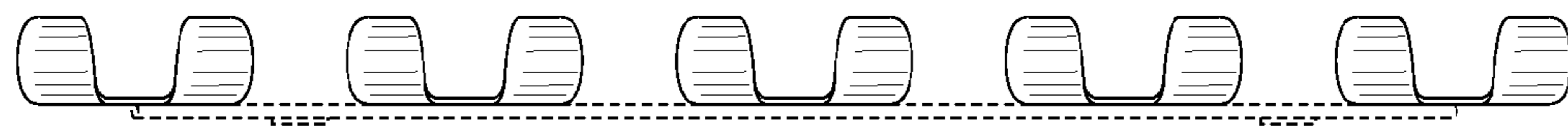


FIG. 10

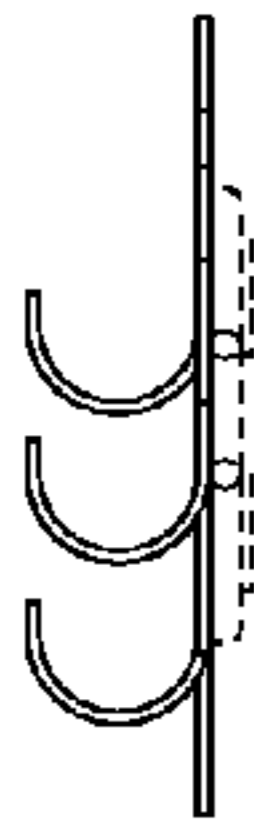


FIG. 11

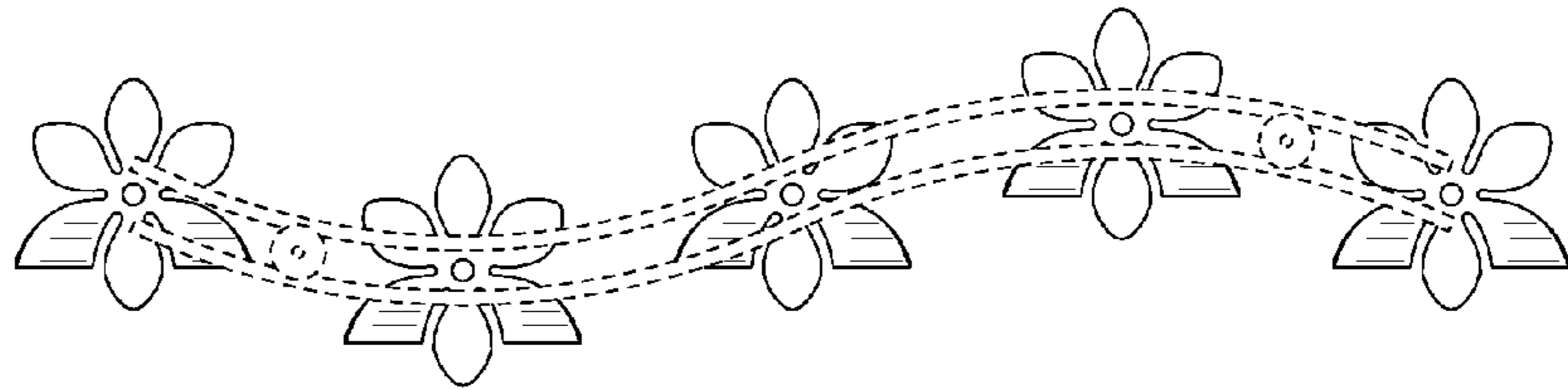


FIG. 12