



US00D656379S

(12) **United States Design Patent**
Islas

(10) **Patent No.:** **US D656,379 S**
(45) **Date of Patent:** **** Mar. 27, 2012**

(54) **AX HANDLE**

(75) Inventor: **Salvador Alvarez Islas**, Coacalco (MX)

(73) Assignee: **Truper Herramientas, SA DE CV**,
Jilotepec (MX)

(**) Term: **14 Years**

(21) Appl. No.: **29/356,111**

(22) Filed: **Feb. 19, 2010**

(51) **LOC (9) Cl.** **08-02**

(52) **U.S. Cl.** **D8/80**

(58) **Field of Classification Search** D8/75-81,
D8/107; 7/145; 30/308.1; 144/195.5; 81/489
See application file for complete search history.

(56) **References Cited**

U.S. PATENT DOCUMENTS

4,418,732 A *	12/1983	Kolonia	81/489
D273,359 S *	4/1984	Kolonia	D8/80
D495,227 S *	8/2004	Hung	D8/80

D583,641 S *	12/2008	Fortier et al.	D8/76
D594,727 S *	6/2009	Fortier et al.	D8/76
D598,264 S *	8/2009	Mullen	D8/80

* cited by examiner

Primary Examiner — Philip S Hyder

Assistant Examiner — Roselynn Cody

(74) *Attorney, Agent, or Firm* — Conley Rose, P.C.

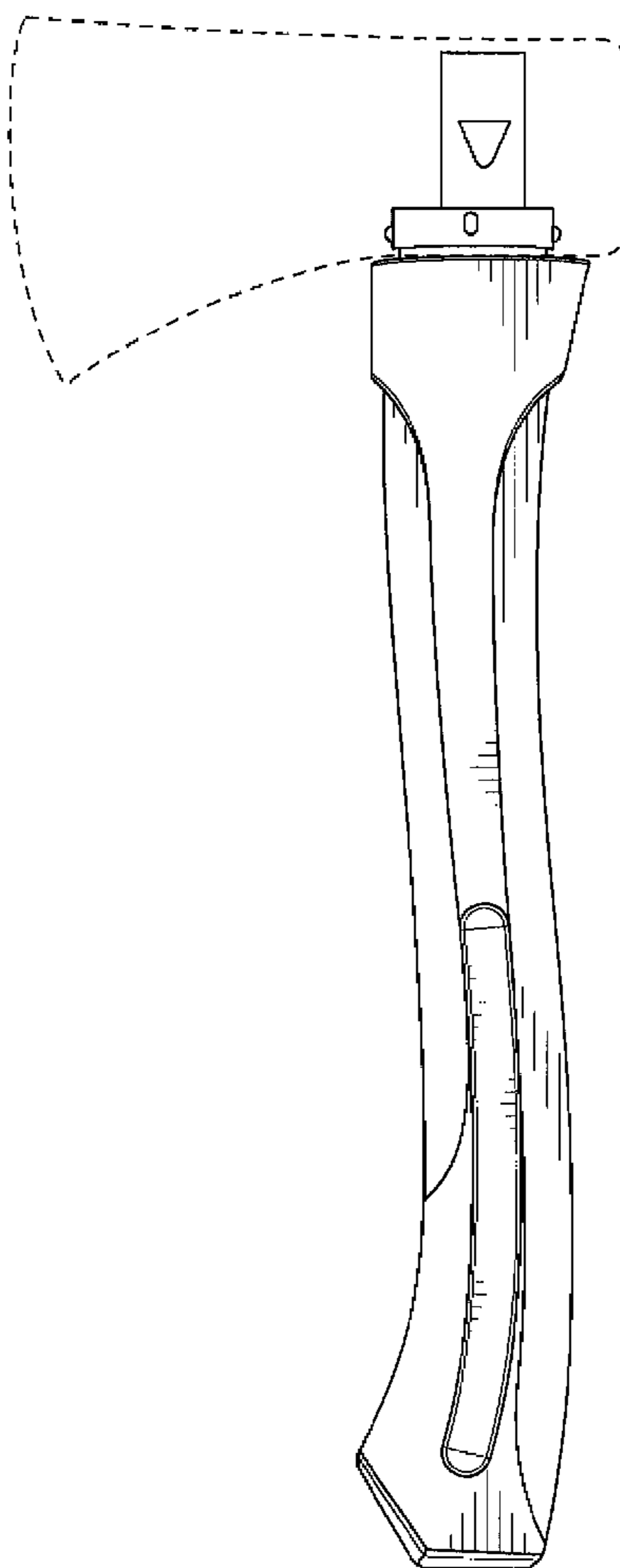
(57) **CLAIM**

The ornamental design for an ax handle, as shown and described.

DESCRIPTION

FIG. 1 shows a side view of an ax handle.
FIG. 2 shows an opposing side view thereof.
FIG. 3 shows a front view thereof.
FIG. 4 shows an end view thereof.
FIG. 5 shows an opposing end view thereof.
FIG. 6 is a perspective side view thereof; and,
FIG. 7 is an opposing perspective side view thereof.
The broken lines in the drawings are directed to environment and form no part of the claimed design.

1 Claim, 4 Drawing Sheets



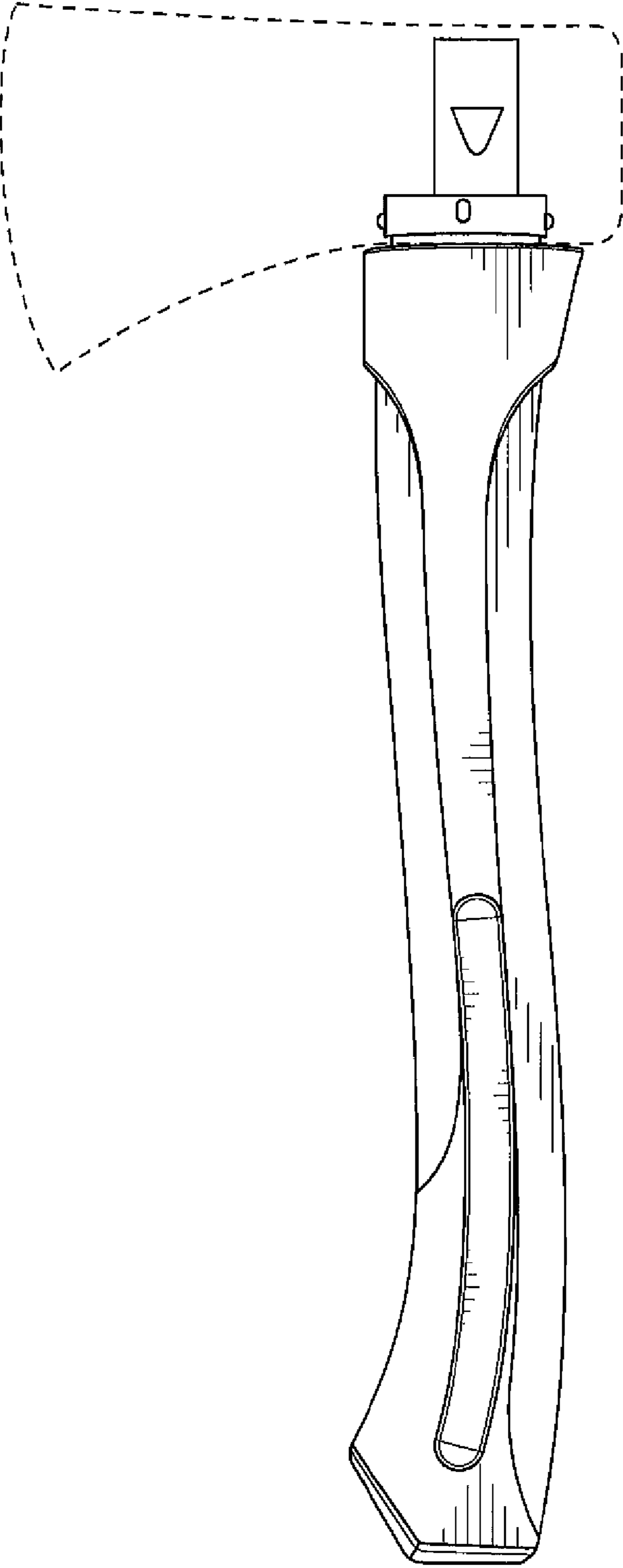


FIG. 1

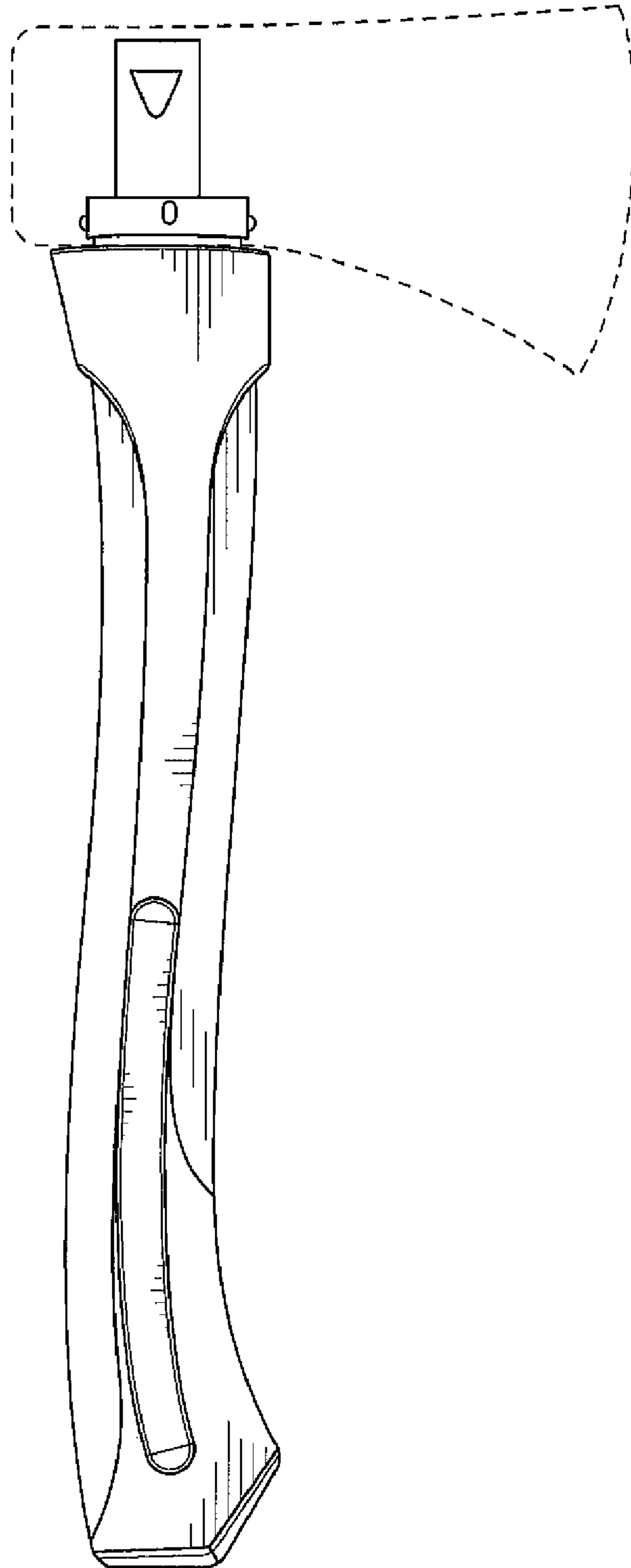


FIG. 2

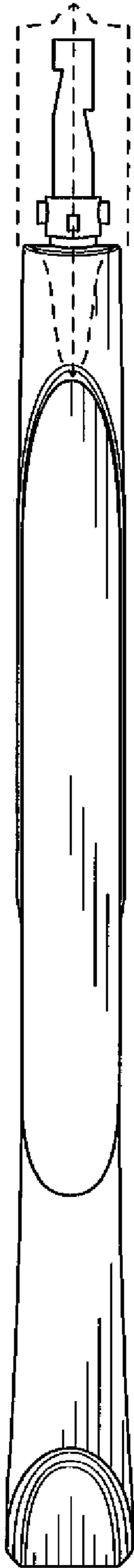


FIG. 3

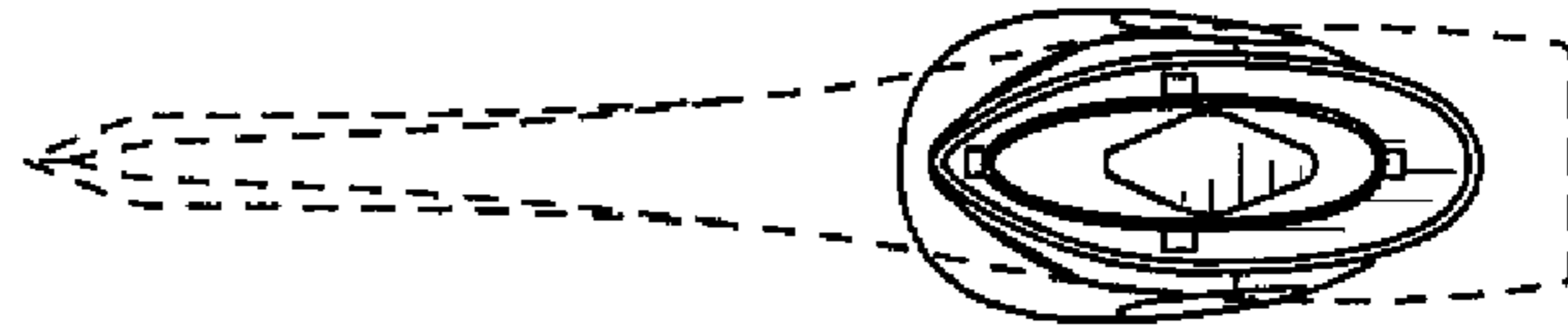


FIG. 4

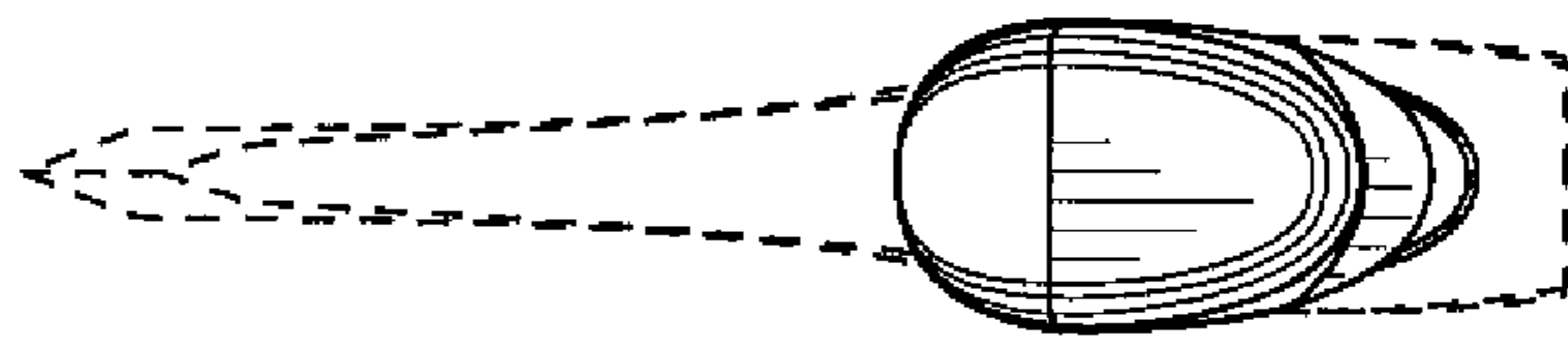


FIG. 5

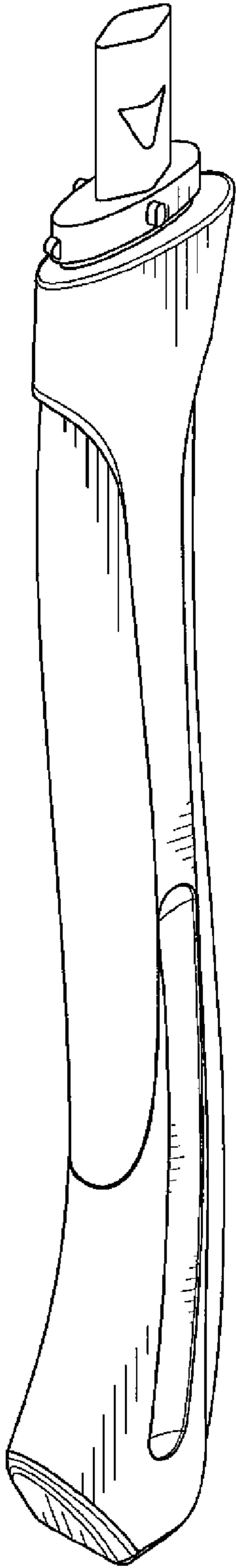


FIG. 6

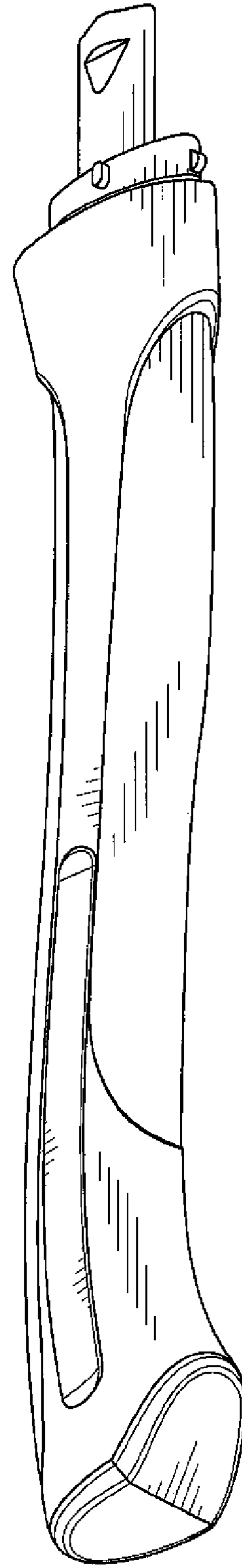


FIG. 7