



US00D656373S

(12) **United States Design Patent**
Martin

(10) **Patent No.:** **US D656,373 S**
(45) **Date of Patent:** **** Mar. 27, 2012**

(54) **EXTENDABLE POLE**
(76) Inventor: **David Martin**, Warren, MI (US)
(**) Term: **14 Years**
(21) Appl. No.: **29/377,169**
(22) Filed: **Oct. 18, 2010**
(51) **LOC (9) Cl.** **08-05**
(52) **U.S. Cl.** **D8/14**
(58) **Field of Classification Search** D3/7; D8/1,
D8/14; D22/149; 294/19.1-19.2, 26, 65.5,
294/175, 210
See application file for complete search history.

6,652,013 B1 * 11/2003 Peterson 294/210
D493,680 S * 8/2004 Raymond D8/14
D497,086 S 10/2004 Lopes
D520,854 S * 5/2006 Barrett D8/307
7,374,216 B2 5/2008 Rousey et al.
7,490,880 B1 2/2009 Matsui
7,673,912 B2 * 3/2010 Breininger 294/210
2002/0141812 A1 * 10/2002 Edelen et al. 403/109.1
2004/0084915 A1 * 5/2004 Moffatt 294/19.1
2004/0100109 A1 5/2004 Johnson
2009/0121505 A1 * 5/2009 Shatilla 294/19.1
2010/0109357 A1 * 5/2010 Lofley et al. 294/19.1

* cited by examiner

Primary Examiner — Philip S Hyder
Assistant Examiner — RoseLynne Cody

(56) **References Cited**

U.S. PATENT DOCUMENTS

3,323,826 A * 6/1967 Crowley 294/175
3,384,408 A * 5/1968 Furzey 294/65.5
D280,542 S * 9/1985 Hurst D22/149
5,381,319 A * 1/1995 Shiao 362/120
5,487,576 A * 1/1996 DuVivier 294/210
5,628,538 A * 5/1997 Ericksen 294/210
5,632,519 A * 5/1997 Stock 294/210
5,647,623 A * 7/1997 Shiao 294/65.5
5,908,214 A * 6/1999 Dinardo 294/19.2
6,293,601 B1 9/2001 Johnson
6,450,557 B1 * 9/2002 Martinez 294/210
6,485,075 B1 * 11/2002 McClain 294/19.2
6,499,778 B2 12/2002 Boulay


(57) **CLAIM**

I claim the ornamental design for the extendable pole, as shown and described.

DESCRIPTION

FIG. 1 is a front view of the extendable pole.
FIG. 2 is a left view of the claimed design.
FIG. 3 is a right view of the claimed design.
FIG. 4 is a top view of the claimed design.
FIG. 5 is a bottom view of the claimed design; and,
FIG. 6 is an isometric view of the claimed design.

1 Claim, 2 Drawing Sheets



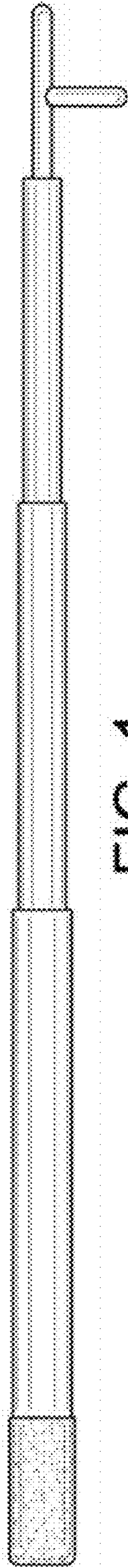


FIG. 1

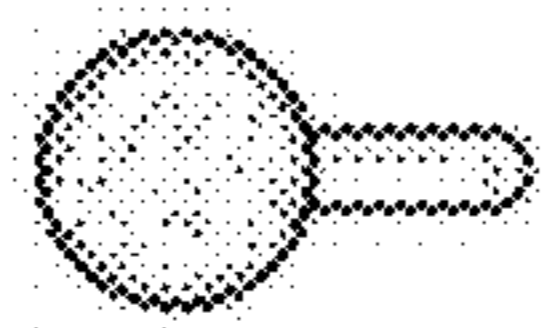


FIG. 2




FIG. 3




FIG. 4




FIG. 5

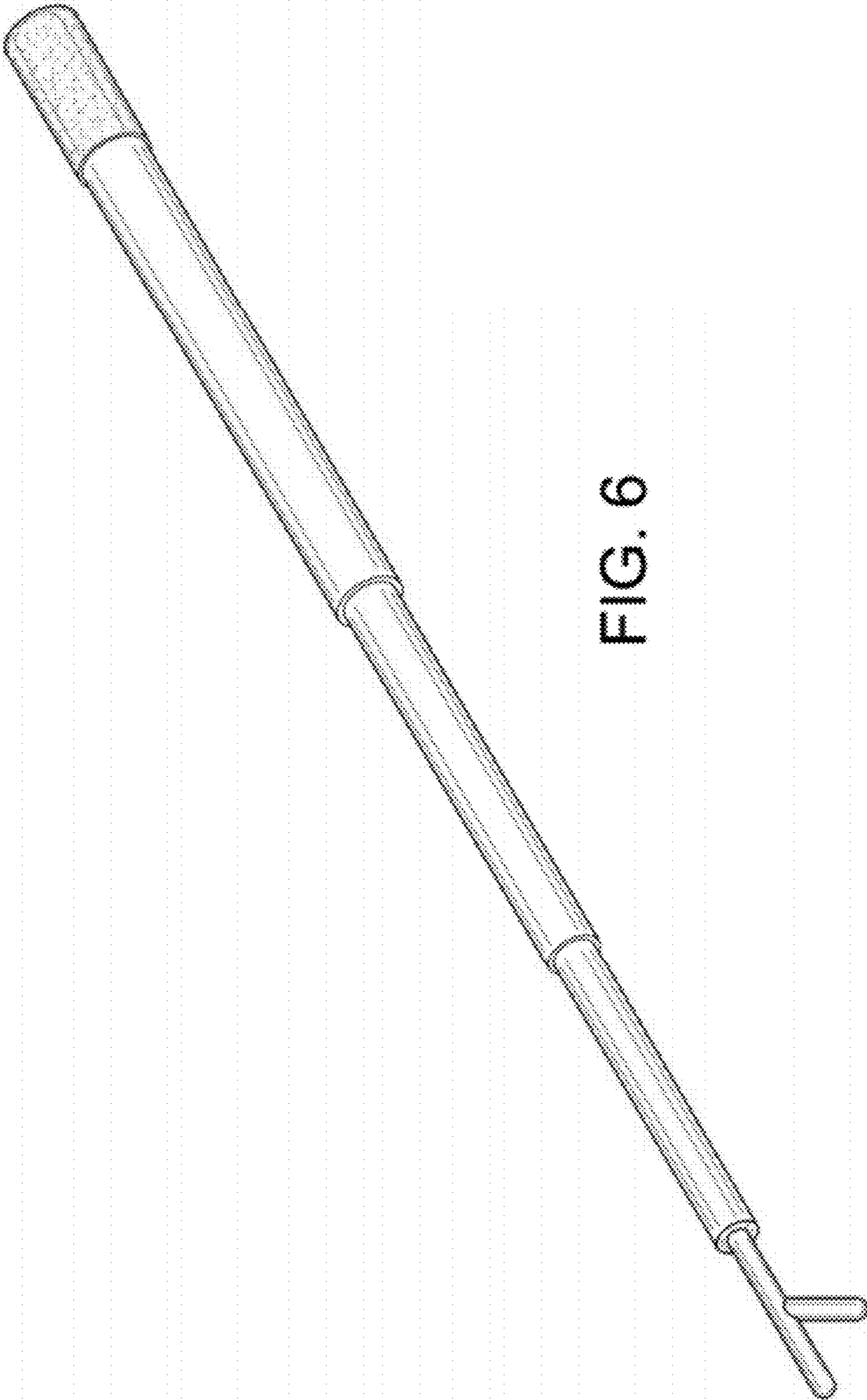


FIG. 6