



US00D656365S

(12) **United States Design Patent**  
**Bickert et al.**

(10) **Patent No.:** **US D656,365 S**  
(45) **Date of Patent:** **\*\* Mar. 27, 2012**

- (54) **CUP GRIP**
- (75) Inventors: **Robert Bickert**, Mobile, AL (US);  
**Mark Eyman**, Chicago, IL (US)
- (73) Assignee: **EBSCO Industries, Inc.**, Birmingham,  
AL (US)
- (\*\*) Term: **14 Years**
- (21) Appl. No.: **29/393,722**
- (22) Filed: **Jun. 8, 2011**
- (51) **LOC (9) Cl.** ..... **07-01**
- (52) **U.S. Cl.** ..... **D7/624.2; D7/523**
- (58) **Field of Classification Search** ..... D7/510,  
D7/511, 500, 532, 900, 507, 607, 619.1, 624.2,  
D7/396.2; 215/121, 382, 388, 387; 220/674,  
220/715, 713, 718, 592.16, 592.17, 709,  
220/708, 737; D9/529, 500, 539  
See application file for complete search history.

D600,496	S *	9/2009	Fernandes	.....	D7/354
D603,653	S *	11/2009	Wong	.....	D7/523
D618,967	S *	7/2010	Bodum	.....	D7/615
D621,659	S	8/2010	Liu		
D623,474	S	9/2010	Carlson et al.		
D623,476	S	9/2010	Carlson et al.		
7,922,031	B1 *	4/2011	Prince	.....	220/739
D640,094	S	6/2011	Carlson et al.		
D640,507	S *	6/2011	Selina et al.	.....	D7/607
D643,689	S *	8/2011	Selina et al.	.....	D7/607
D643,690	S *	8/2011	Selina et al.	.....	D7/607
D643,691	S *	8/2011	Selina et al.	.....	D7/607
D643,692	S *	8/2011	Selina et al.	.....	D7/607
8,006,861	B2 *	8/2011	Kim	.....	220/737
2004/0128877	A1 *	7/2004	Luedde	.....	40/306
2006/0027640	A1 *	2/2006	Smith et al.	.....	229/400
2006/0186129	A1 *	8/2006	Allnutt et al.	.....	220/737
2007/0125787	A1 *	6/2007	Oathout et al.	.....	220/592.16
2007/0125791	A1 *	6/2007	Donnelly et al.	.....	220/737
2008/0078824	A1 *	4/2008	Spriegel et al.	.....	229/403
2009/0050641	A1 *	2/2009	Ivey	.....	220/713
2011/0062168	A1	3/2011	Chow et al.		

\* cited by examiner

*Primary Examiner* — Cynthia Underwood

(74) *Attorney, Agent, or Firm* — Smith Gambrell & Russell LLP

(56) **References Cited**

U.S. PATENT DOCUMENTS

D64,326	S *	3/1924	Smyth	.....	D7/523
D98,420	S *	2/1936	Deskey	.....	D7/523
D162,302	S *	3/1951	Horne	.....	D7/523
D291,040	S *	7/1987	Dart	.....	D7/523
5,222,656	A *	6/1993	Carlson	.....	229/403
D371,936	S	7/1996	Goto et al.		
D383,947	S *	9/1997	Schaefer	.....	D7/607
D401,122	S *	11/1998	Rench et al.	.....	D7/624.2
D404,613	S	1/1999	Hatsumoto et al.		
D422,841	S	4/2000	Milford et al.		
D442,029	S	5/2001	Otake		
6,265,040	B1 *	7/2001	Neale et al.	.....	428/36.5
D489,675	S	5/2004	Ochi		
6,814,253	B2 *	11/2004	Wong	.....	220/739
D509,707	S *	9/2005	Tien	.....	D7/510
D548,012	S *	8/2007	Tien	.....	D7/532
7,484,639	B2	2/2009	Maravich et al.		
7,537,136	B2 *	5/2009	Hechmati	.....	220/739

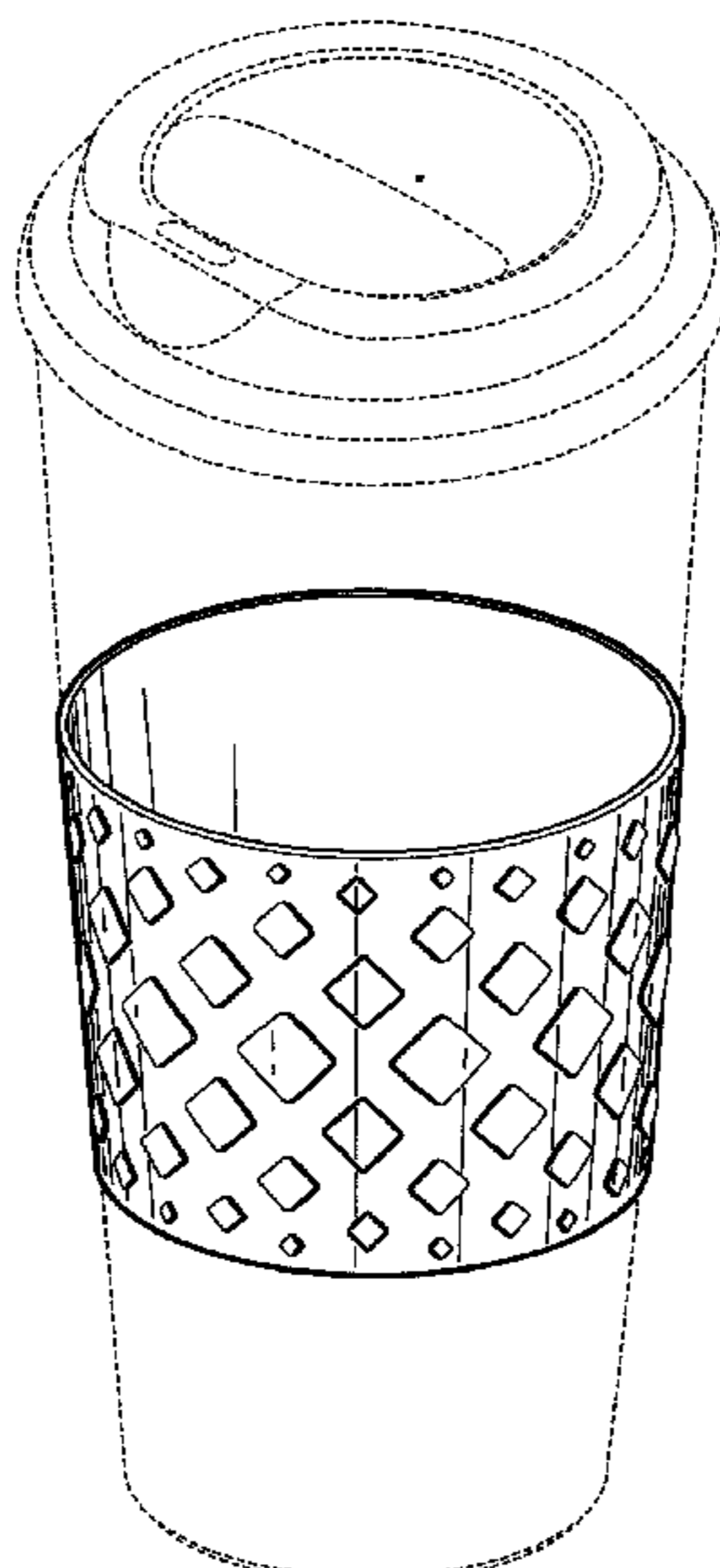
(57) **CLAIM**

The ornamental design for a cup grip, as shown and described.

**DESCRIPTION**

FIG. 1 is a front elevational view of the cup grip;  
FIG. 2 is a front side view of the cup grip, the front side view of the cup grip being identical to the rear side view, left side view, and right side view of the cup grip;  
FIG. 3 is a top view of the cup grip; and,  
FIG. 4 is a bottom view of the cup grip.  
The broken lines in FIG. 1 are for illustrative purposes only and form no part of the claimed design.

**1 Claim, 2 Drawing Sheets**



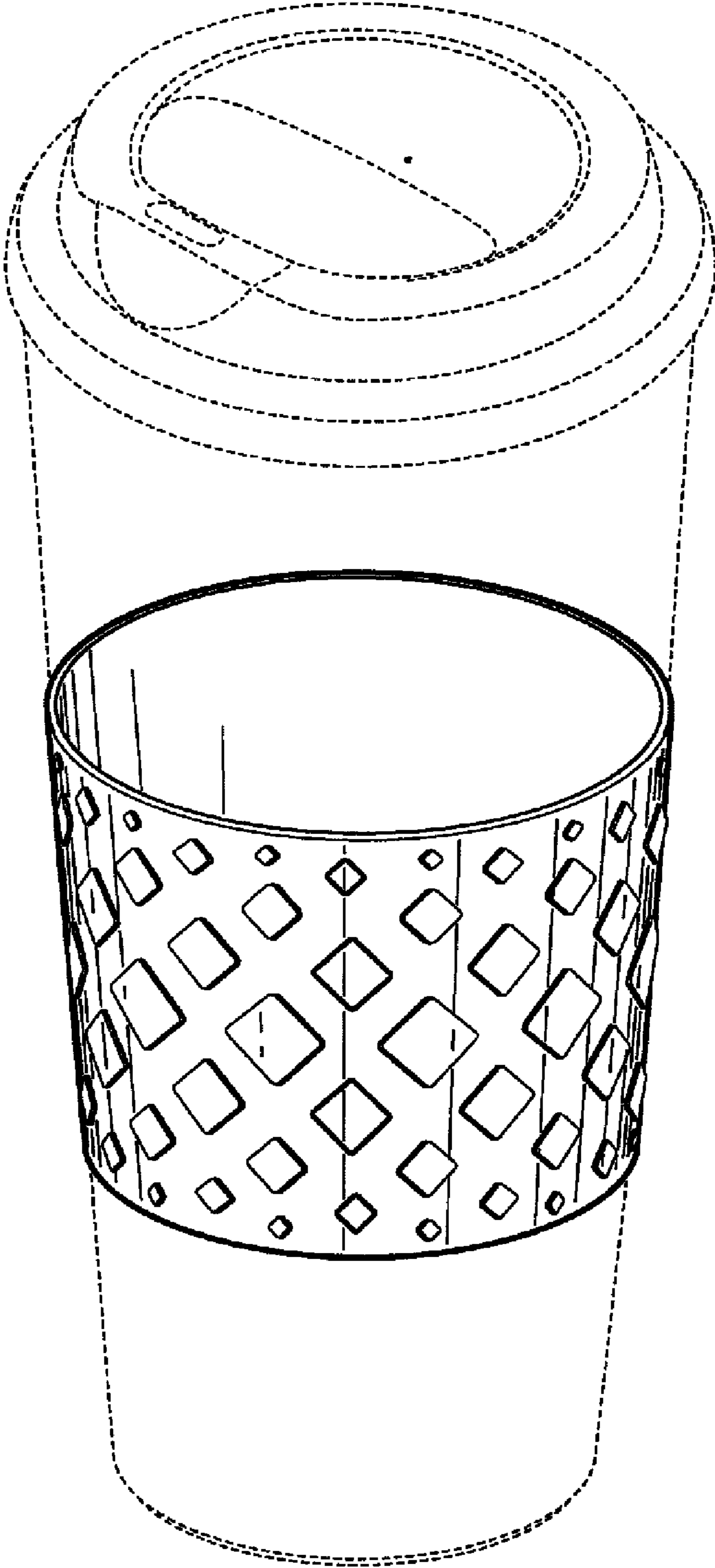

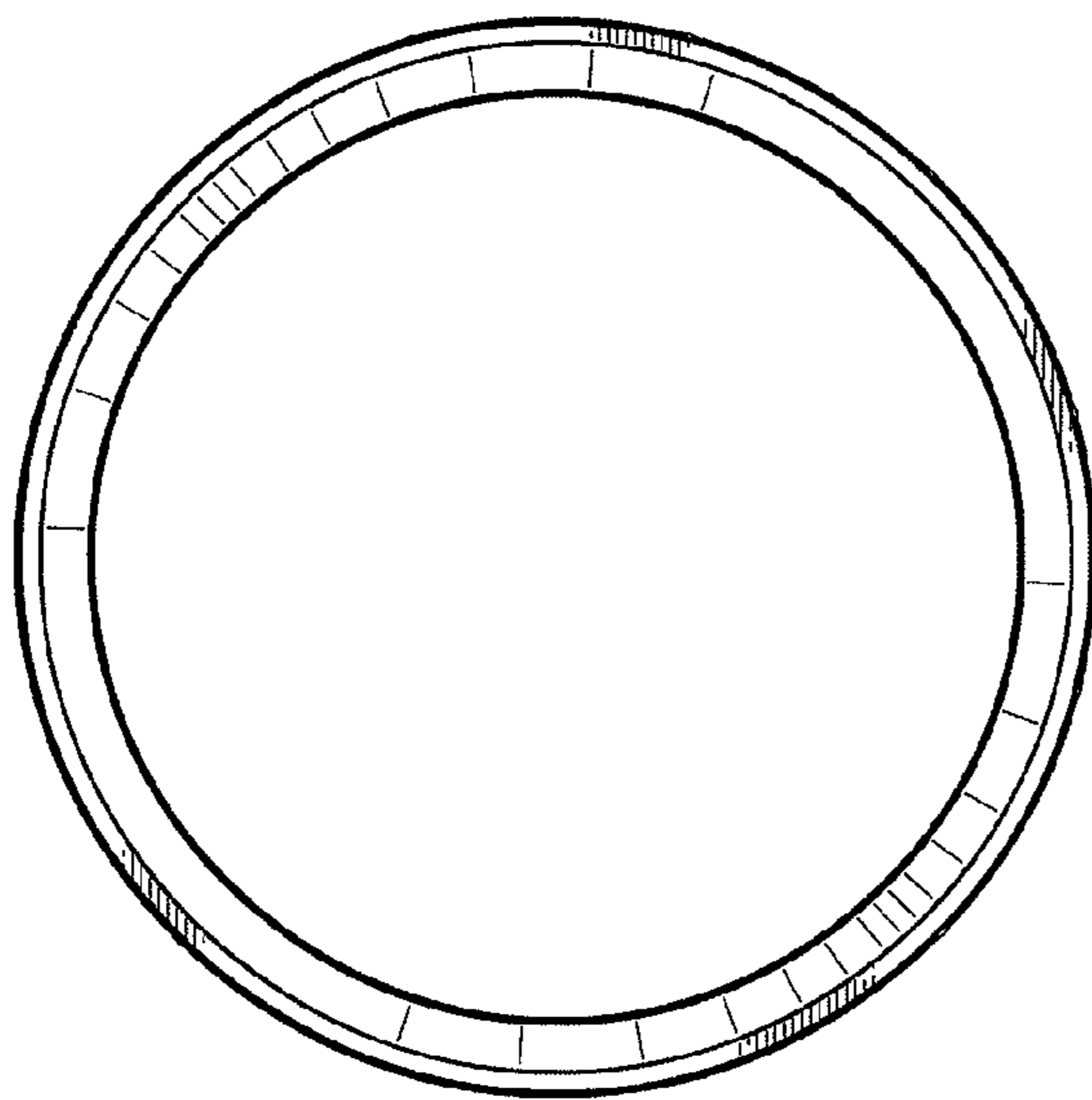



FIG. 1



**FIG. 2**



**FIG. 3**



**FIG. 4**