



US00D656347S

(12) **United States Design Patent**
Horn et al.

(10) **Patent No.:** **US D656,347 S**
(45) **Date of Patent:** **** Mar. 27, 2012**

(54) **SHELF**
(75) Inventors: **Brett Horn**, Durban (ZA); **Erika Gomez**, Atlanta, GA (US); **Bradford Copeland**, Atlanta, GA (US)
(73) Assignee: **The Coca-Cola Company**, Atlanta, GA (US)
(**) Term: **14 Years**
(21) Appl. No.: **29/367,265**
(22) Filed: **Aug. 5, 2010**
(51) **LOC (9) Cl.** **06-06**
(52) **U.S. Cl.** **D6/492**
(58) **Field of Classification Search** D6/509–511, D6/477–479, 574, 491–492; 108/59–60, 108/24, 42, 152, 157.11, 157.13; 208/88.01, 208/90.01, 126.1, 135, 153, 186–188
See application file for complete search history.

D568,078 S * 5/2008 Kohagen et al. D6/510
D572,513 S * 7/2008 McCammon D6/511
D579,245 S * 10/2008 Daino et al. D6/510
D586,597 S * 2/2009 Hand D6/510
D591,313 S * 4/2009 Baacke et al. D15/89
D591,314 S * 4/2009 Baacke et al. D15/89
D592,424 S * 5/2009 Hand D6/445
D600,957 S * 9/2009 Welch D6/510
D604,061 S * 11/2009 Hand D6/455
D607,175 S * 12/2009 Stevens D99/43
D607,242 S * 1/2010 Clausen D6/511
D619,832 S * 7/2010 Zalewski et al. D6/510
D620,211 S * 7/2010 Shail D32/25
D628,802 S * 12/2010 Kraemer D3/318
D632,907 S * 2/2011 Clark et al. D6/511
D637,024 S * 5/2011 Noble Colin D6/510
2008/0129173 A1* 6/2008 Freeberg et al. 312/348.4

* cited by examiner

Primary Examiner — Kelley Donnelly

(74) *Attorney, Agent, or Firm* — Michael J. Kline

(57) **CLAIM**

We claim the ornamental design for a shelf, as shown and described.

(56) **References Cited**

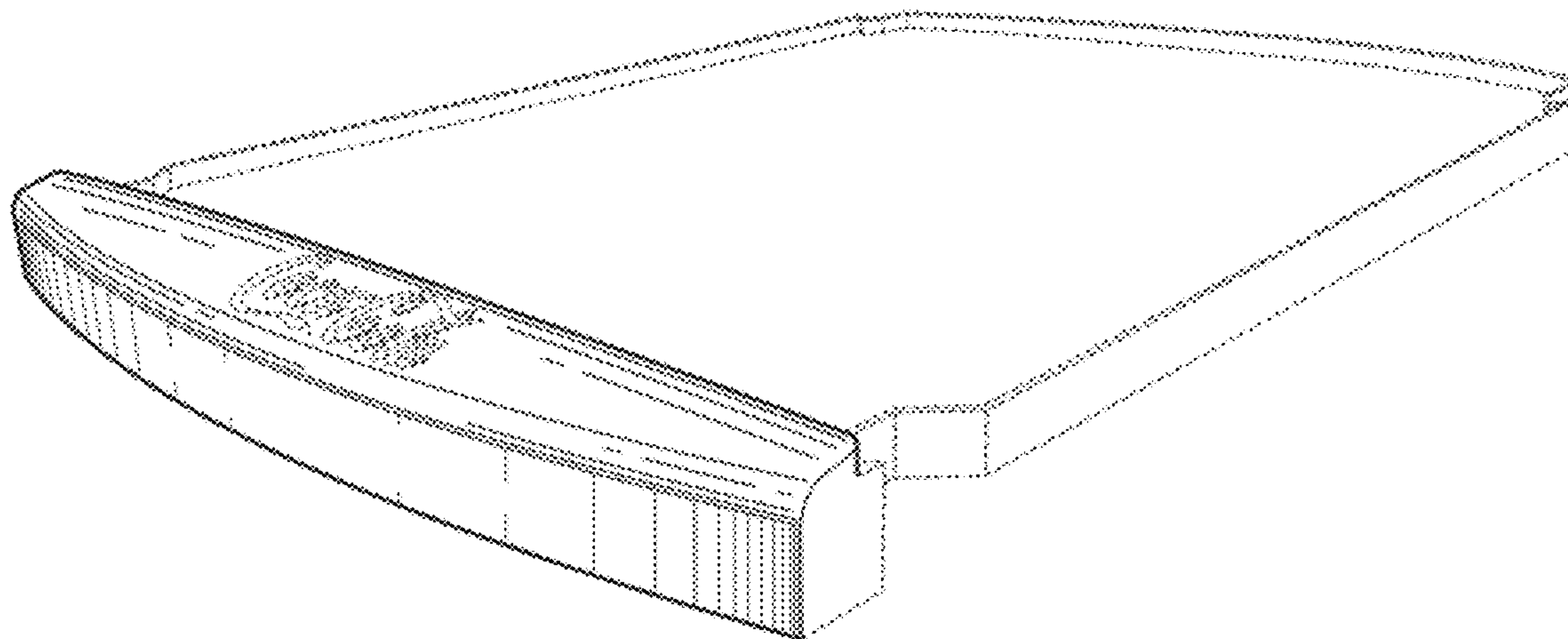
U.S. PATENT DOCUMENTS

D299,395 S * 1/1989 Osvold D6/511
D328,001 S * 7/1992 Kelly D6/511
D393,386 S * 4/1998 Pasalich D6/511
D404,945 S * 2/1999 Simpkins et al. D6/510
D413,745 S * 9/1999 Bidwell et al. D6/510
D414,966 S * 10/1999 Patel et al. D6/511
D423,840 S * 5/2000 Carville et al. D6/511
D477,479 S * 7/2003 Henderson et al. D6/510
D478,208 S * 8/2003 Cassel D3/273
D501,338 S * 2/2005 Deasy et al. D6/479
D502,812 S * 3/2005 Zimmerman D3/297
D503,574 S * 4/2005 Yao D6/510
D506,870 S * 7/2005 Uihlein et al. D3/307
D523,667 S * 6/2006 Bisson D6/510
D554,370 S * 11/2007 Hand D3/297

DESCRIPTION

FIG. 1 is a front right side perspective view of a shelf showing our new design;
FIG. 2 is a right side elevational view thereof;
FIG. 3 is a front elevational view thereof;
FIG. 4 is a left side elevational view thereof;
FIG. 5 is a back elevational view thereof;
FIG. 6 is a top plan view thereof; and,
FIG. 7 is a bottom plan view thereof.
The broken lines in the drawings are for illustrative purposes only and form no part of the claimed design.

1 Claim, 4 Drawing Sheets



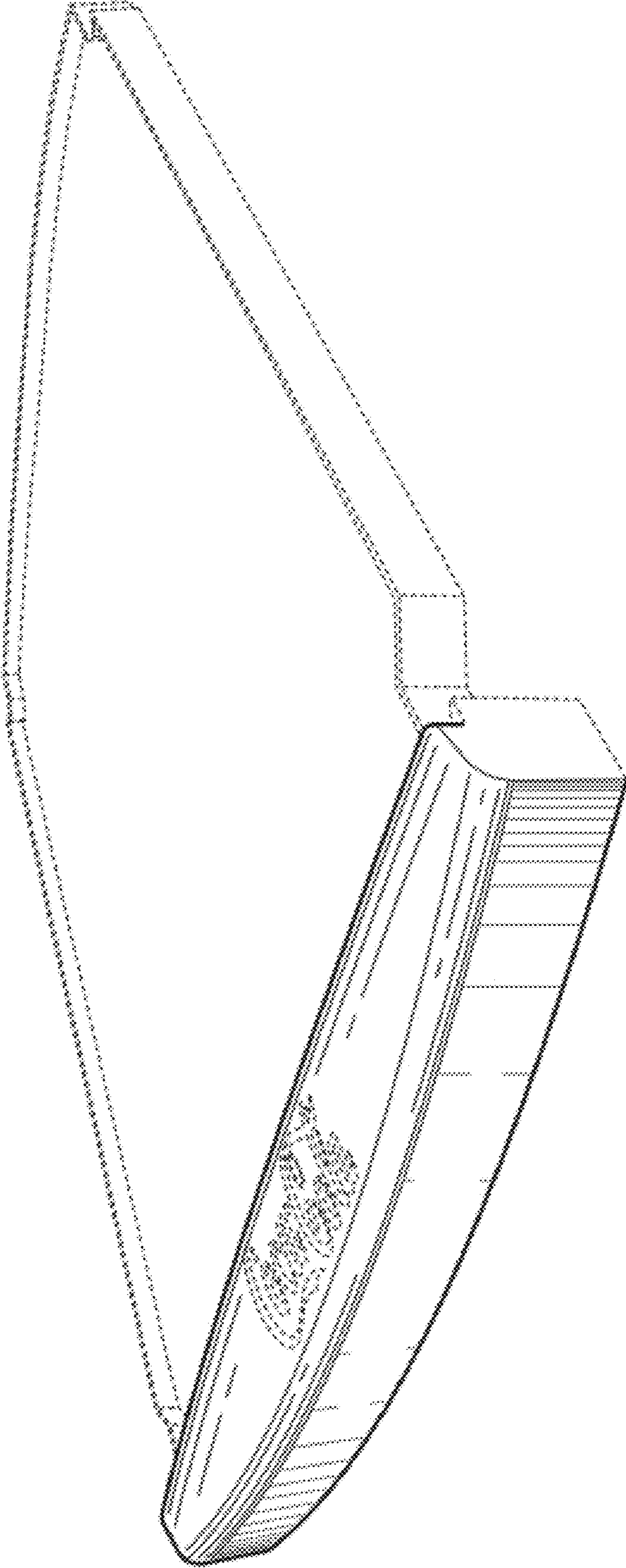


FIG. 1




FIG. 2




FIG. 3




FIG. 4




FIG. 5




FIG. 6




FIG. 7