



US00D656346S

(12) **United States Design Patent**
Schopmeyer

(10) **Patent No.:** **US D656,346 S**

(45) **Date of Patent:** **** Mar. 27, 2012**

(54) **DRESSER**

(75) Inventor: **Jesse Thomas Schopmeyer**, Morganton,
NC (US)

(73) Assignee: **Broyhill Furniture Industries, Inc.**,
Lenoir, NC (US)

(**) Term: **14 Years**

(21) Appl. No.: **29/348,310**

(22) Filed: **Dec. 18, 2009**

(51) **LOC (9) Cl.** **06-06**

(52) **U.S. Cl.** **D6/492**

(58) **Field of Classification Search** D6/396,
D6/432, 437-439, 445-448, 477-479, 492-495,
D6/509; 312/114, 204, 224, 278-279
See application file for complete search history.

(56) **References Cited**

U.S. PATENT DOCUMENTS

D442,801 S *	5/2001	Hutton	D6/446
D498,945 S *	11/2004	McDaniel et al.	D6/439
D503,297 S *	3/2005	Mohundro	D6/446
D503,565 S *	4/2005	Mohundro	D6/446
D506,089 S *	6/2005	Mohundro	D6/446
D525,049 S *	7/2006	Mohundro	D6/446
D533,373 S *	12/2006	Juneau	D6/479
D534,371 S *	1/2007	Domack et al.	D6/446

D534,379 S *	1/2007	Juneau	D6/484
D564,788 S *	3/2008	Giles et al.	D6/445
D567,538 S *	4/2008	Everson et al.	D6/446
D588,836 S *	3/2009	Everson et al.	D6/446
D599,578 S *	9/2009	Domack et al.	D6/446
D609,966 S *	2/2010	Bengtson et al.	D7/405
D627,994 S *	11/2010	Wahl et al.	D6/495
D634,950 S *	3/2011	Wahl et al.	D6/495

* cited by examiner

Primary Examiner — Elizabeth Albert

Assistant Examiner — Kelley Donnelly

(74) *Attorney, Agent, or Firm* — Kilpatrick Townsend &
Stockton LLP

(57) **CLAIM**

The ornamental design for a dresser, as shown and described.

DESCRIPTION

FIG. 1 is a perspective view of a dresser, showing my new design.

FIG. 2 is a front view of the dresser of FIG. 1.

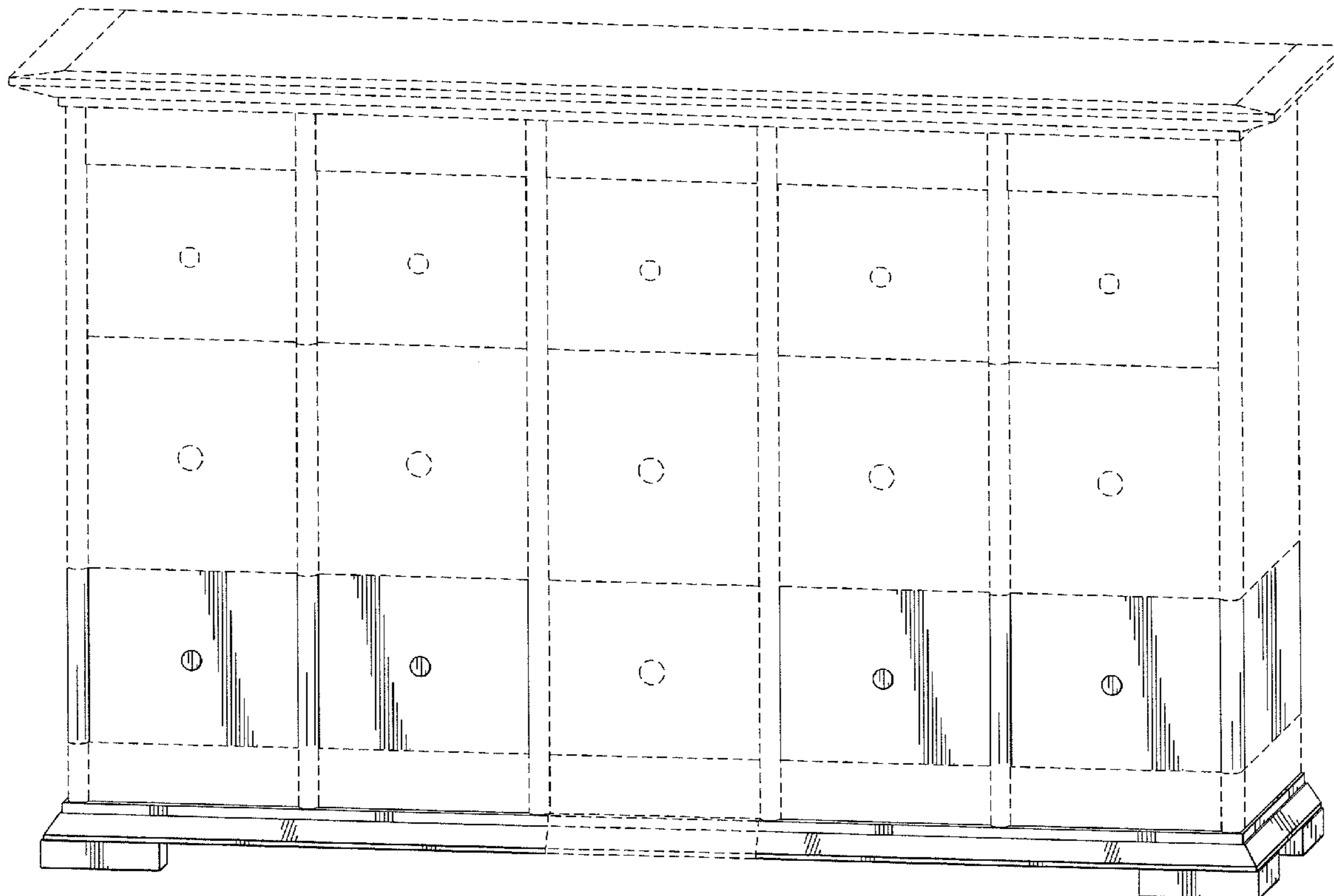
FIG. 3 is a left side elevation view of the dresser of FIG. 1, the right side elevation view being a mirror image of the left side elevation view.

FIG. 4 is a top view of the dresser of FIG. 1; and,

FIG. 5 is a sectional view of the dresser of FIG. 1.

The broken lines showing is included for the purpose of illustrating environment and forms no part of the claimed design.

1 Claim, 4 Drawing Sheets



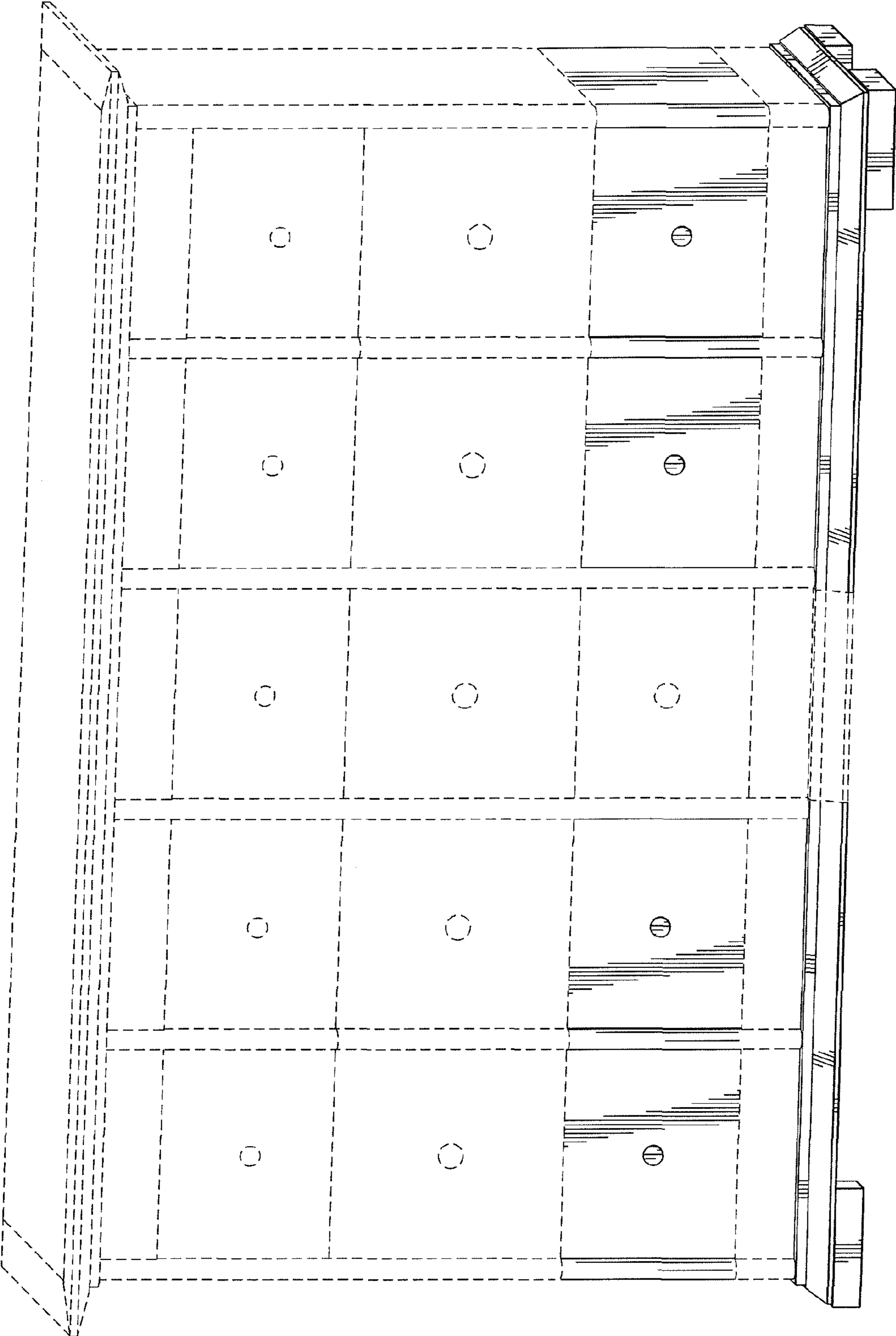


FIG. 1

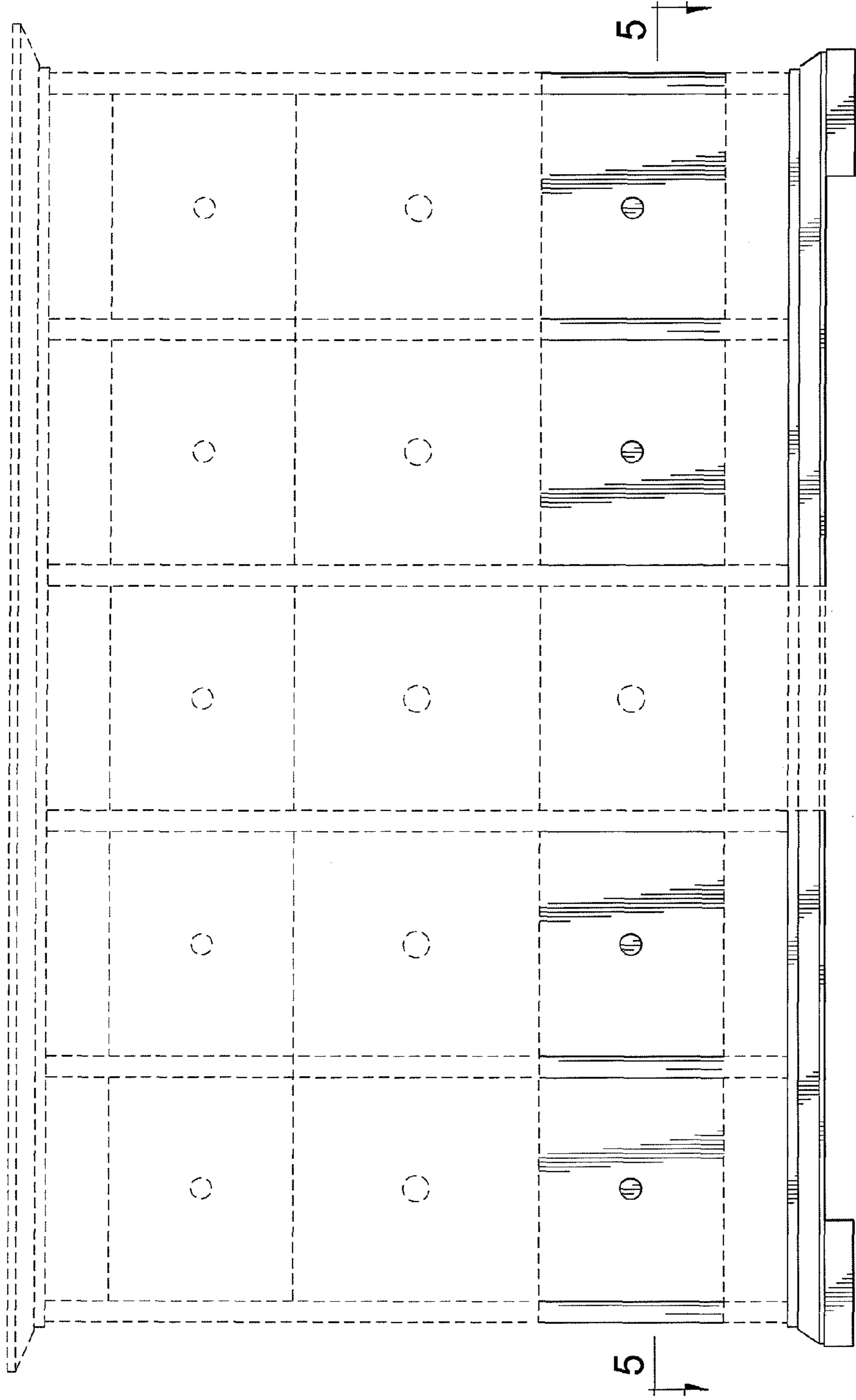


FIG. 2

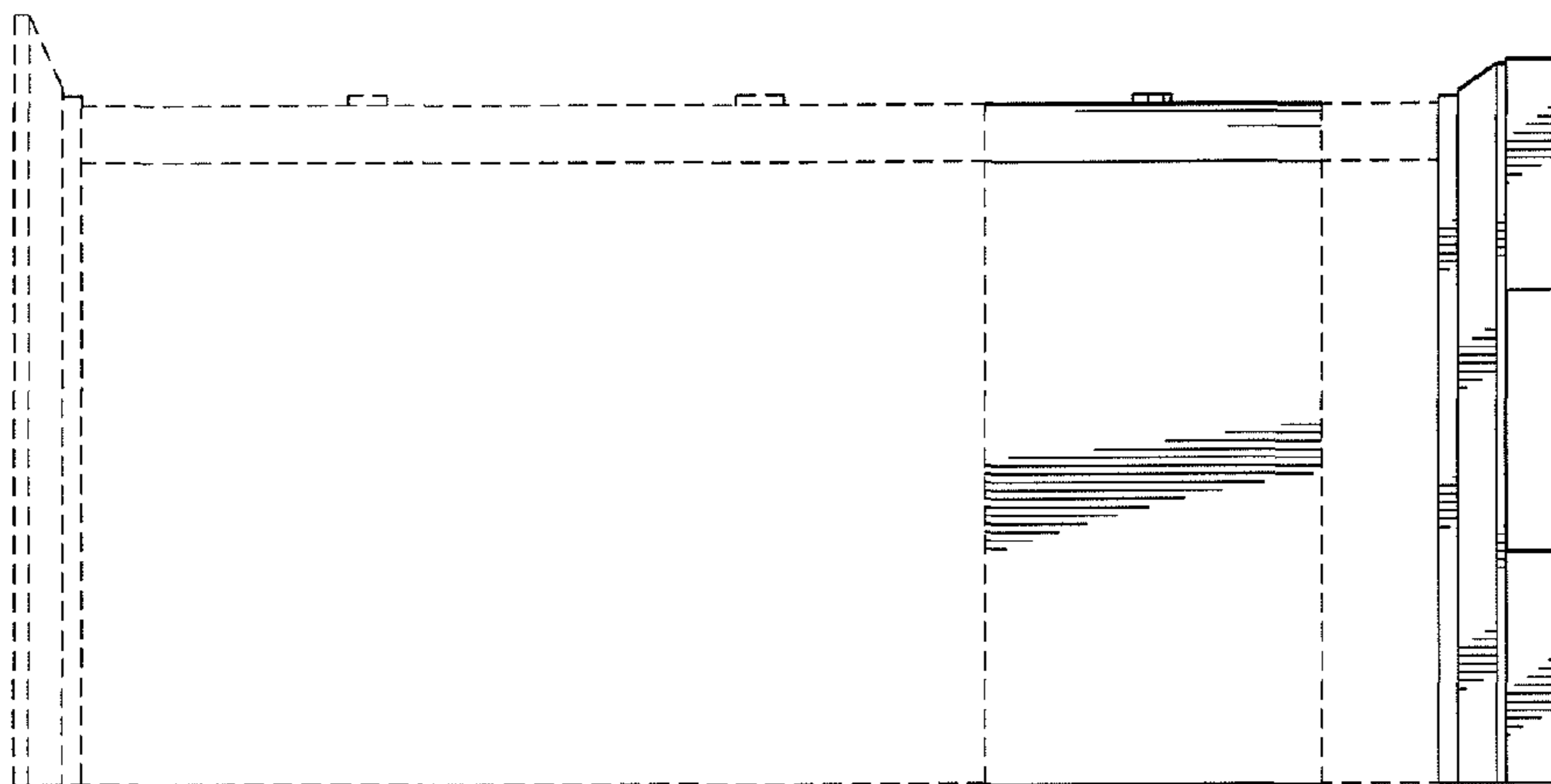


FIG. 3




FIG. 4

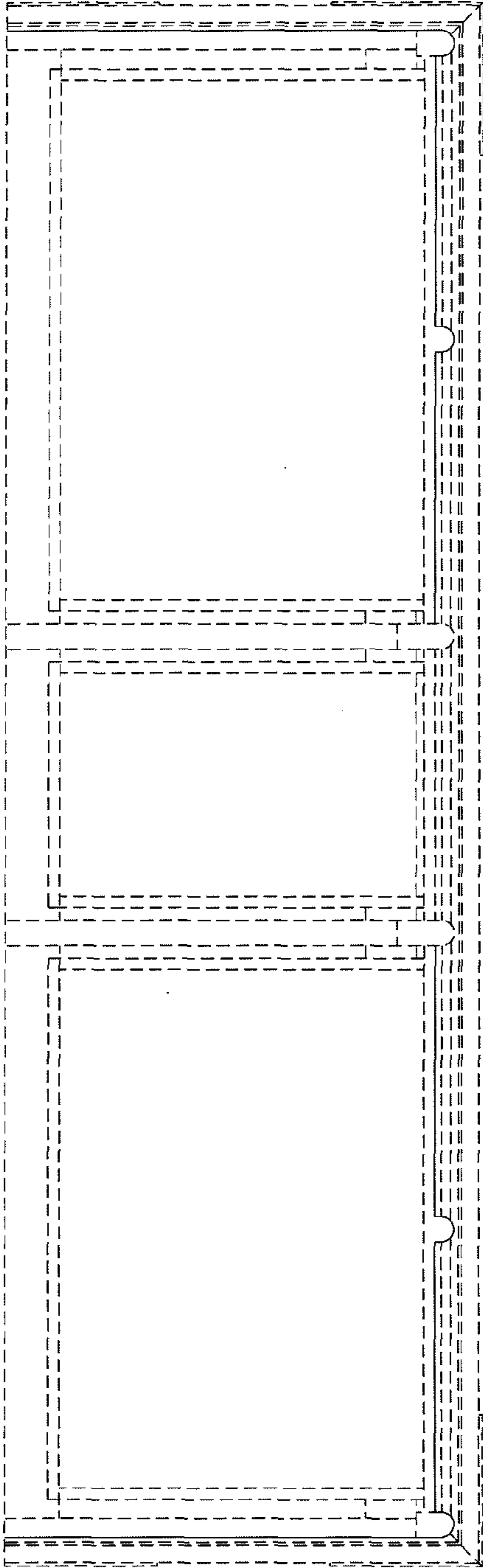


FIG. 5