



US00D656341S

(12) **United States Design Patent**
Mischkulnig

(10) **Patent No.:** **US D656,341 S**
(45) **Date of Patent:** **** Mar. 27, 2012**

- (54) **DISPLAY STAND**
- (75) Inventor: **Lars-Björn Mischkulnig**, Biel/Bienne (CH)
- (73) Assignee: **Swatch AG (Swatch SA) (Swatch Ltd) Jakob-Stampfli**, Biel/Bienne (CH)
- (**) Term: **14 Years**
- (21) Appl. No.: **29/387,108**
- (22) Filed: **Mar. 9, 2011**

Related U.S. Application Data

- (62) Division of application No. 29/320,937, filed on Jul. 8, 2008, now Pat. No. Des. 639,582.

(30) **Foreign Application Priority Data**

- Jan. 8, 2008 (WO) DM/069 638
 - (51) **LOC (9) Cl.** **06-01**
 - (52) **U.S. Cl.** **D6/474**
 - (58) **Field of Classification Search** D6/474, D6/473, 449, 468, 455, 457, 464, 465-467; 108/100, 92, 59, 91, 235.1, 235.2, 235.5, 108/249.8, 278, 281; 211/13, 36-38, 128, 211/135, 163, 186, 85.2; 312/114, 117, 126, 312/258; 482/52, 35
- See application file for complete search history.

(56) **References Cited**

U.S. PATENT DOCUMENTS

- D28,415 S * 3/1898 Warren D6/473
- 821,391 A * 5/1906 Wiltse 482/35

- 1,931,521 A * 10/1933 Ziemmerman 108/100
- D114,306 S * 4/1939 Hokstad D6/449
- D207,564 S * 5/1967 Hartford D6/468
- 4,025,137 A * 5/1977 Wyler 312/114
- D286,835 S * 11/1986 Marsh D6/474
- 5,357,876 A * 10/1994 Kniefel et al. 108/92
- 5,480,225 A * 1/1996 Bailey 312/258
- D381,840 S * 8/1997 Bevill et al. D6/474
- 5,692,445 A * 12/1997 Winer 108/100
- D507,431 S * 7/2005 Goth D6/474
- D524,577 S * 7/2006 Gusdorf et al. D6/474
- 2004/0060879 A1 * 4/2004 Cohen 211/85.2

* cited by examiner

Primary Examiner — Philip S Hyder

Assistant Examiner — Sydney R Buffalow

(74) *Attorney, Agent, or Firm* — Collen IP; Donald J. Ranft

(57) **CLAIM**

The ornamental design for a display stand, as shown and described.

DESCRIPTION

FIG. 1 is a top view of my new, original and ornamental design of a display stand;
 FIG. 2 is a bottom view thereof;
 FIG. 3 is a front view thereof;
 FIG. 4 is a rear view thereof;
 FIG. 5 is a left side view thereof;
 FIG. 6 is a right side view thereof;
 FIG. 7 is a front left perspective view thereof; and,
 FIG. 8 is a front right perspective view thereof.
 Figures are a different scale in order to better show the design.

1 Claim, 3 Drawing Sheets

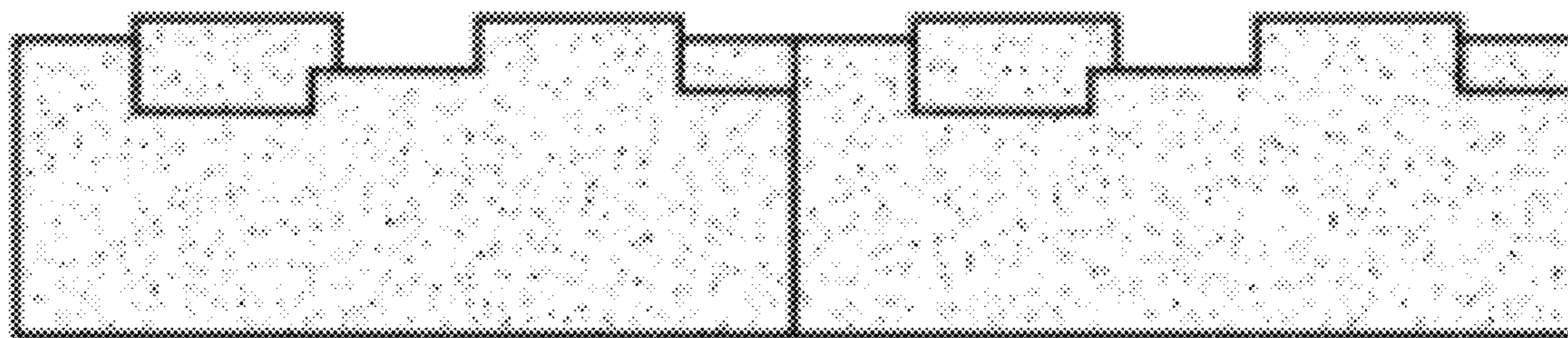


Fig. 1

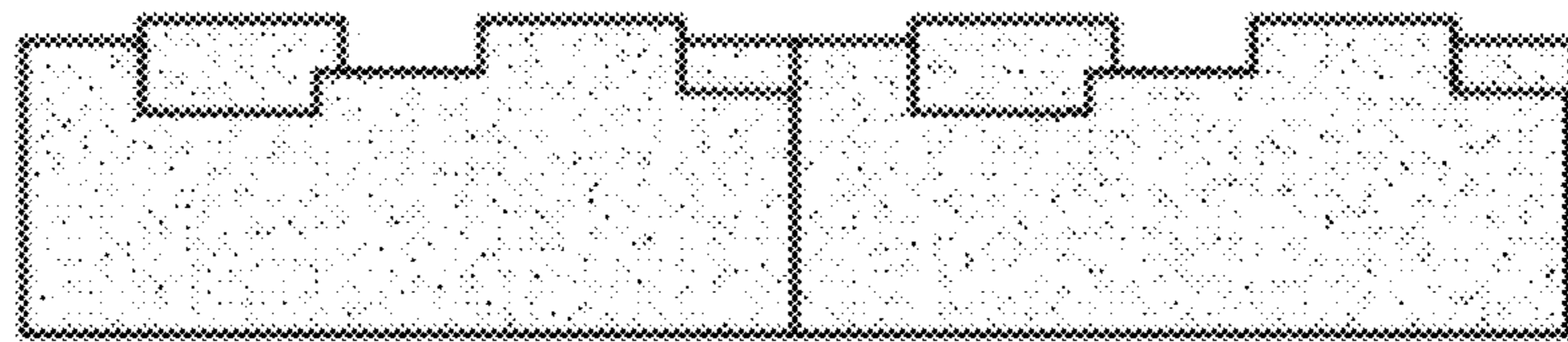


Fig. 2

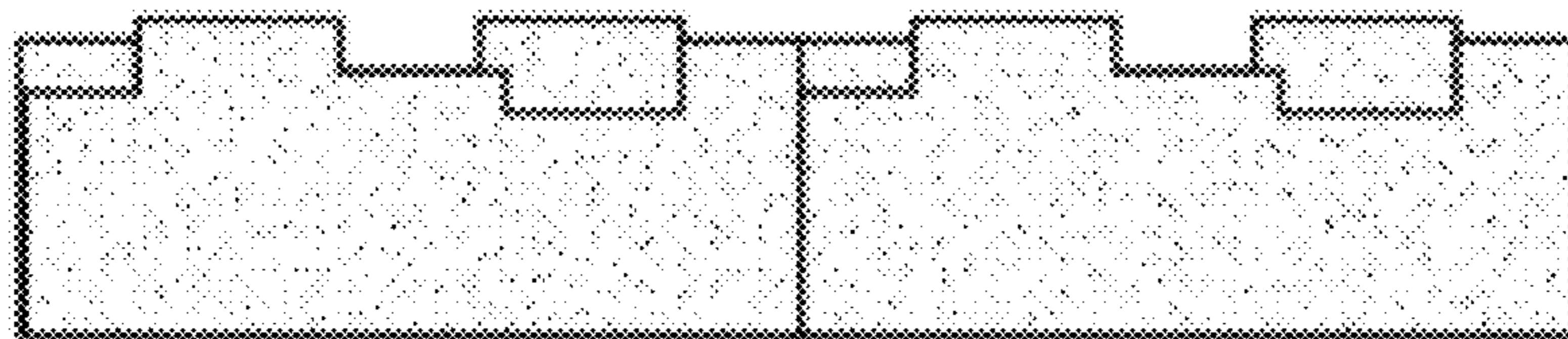


Fig. 3

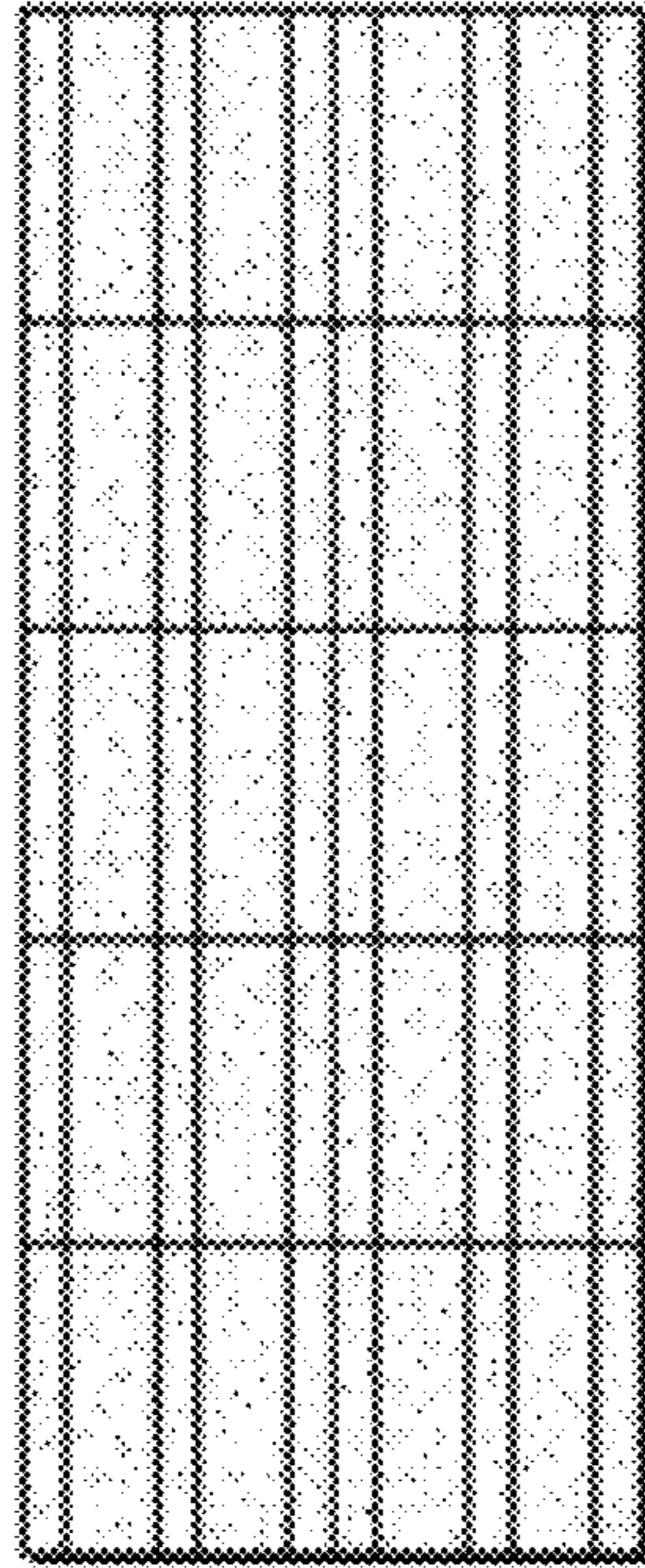


Fig. 4




Fig. 5




Fig. 6




Fig. 7

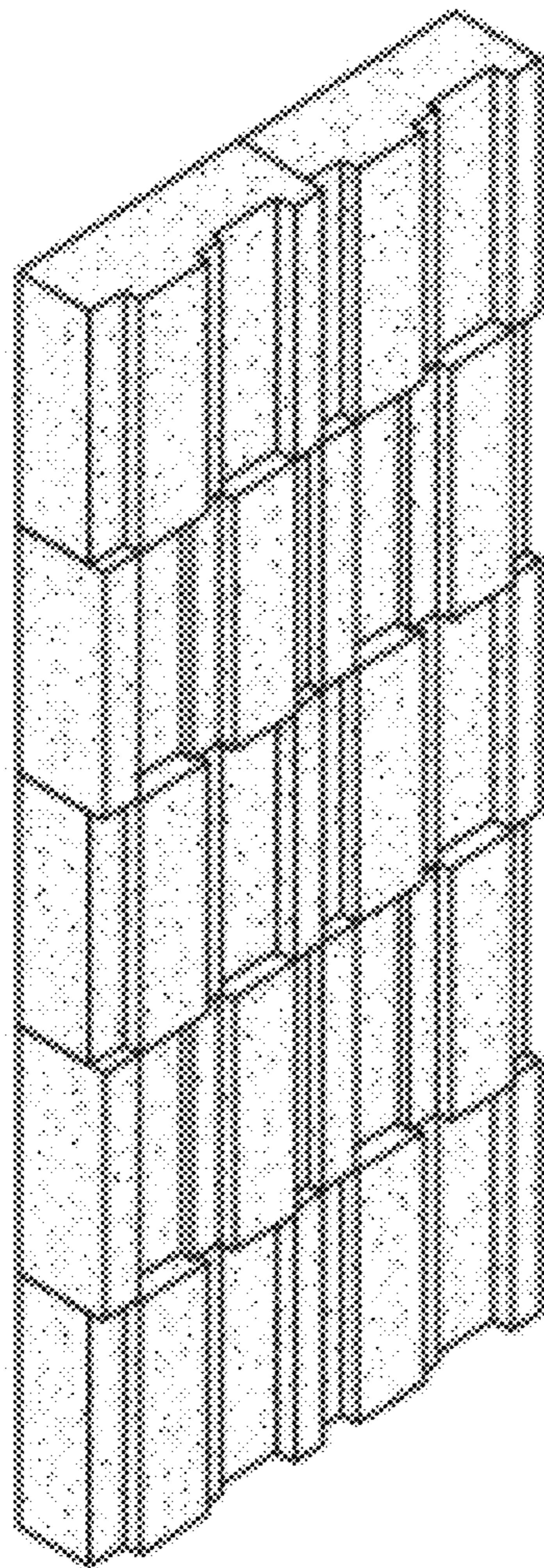


Fig. 8

