



US00D656335S

(12) **United States Design Patent**
Kumazawa

(10) **Patent No.:** **US D656,335 S**
(45) **Date of Patent:** **** Mar. 27, 2012**

(54) **CHAIR**

(75) Inventor: **Taku Kumazawa**, Aichi-ken (JP)

(73) Assignee: **Aichi Co., Ltd.**, Aichi-ken (JP)

(**) Term: **14 Years**

(21) Appl. No.: **29/362,092**

(22) Filed: **May 19, 2010**

Related U.S. Application Data

(63) Continuation-in-part of application No. 29/355,483, filed on Feb. 8, 2010.

(51) **LOC (9) CI.** **06-11**

(52) **U.S. Cl.** **D6/373**

(58) **Field of Classification Search** D6/334-336,
D6/369, 371-376, 379-380, 500-502; 297/183.7,
297/239, 445.1, 447.1, 447.3, 447.4, 448.1,
297/448.2, 451.7, 452.18, 452.64

See application file for complete search history.

(56) **References Cited**

U.S. PATENT DOCUMENTS

1,960,022	A	5/1934	Melder
D112,866	S	1/1939	Vavrik
D149,980	S	6/1948	Spence
D149,982	S	6/1948	Sundberg
D202,775	S	11/1965	Rowland
3,404,916	A	10/1968	Rowland
3,724,897	A	4/1973	Faiks et al.
3,815,955	A	6/1974	Gibilterra
3,913,978	A	10/1975	Lester
D241,487	S	9/1976	Gibilterra
3,999,802	A	12/1976	Powers

D244,978	S	*	7/1977	Polsky et al.	D6/369
4,049,315	A		9/1977	Jacobon		
D272,490	S		2/1984	Ogg		
D335,777	S		5/1993	Hess		
5,383,712	A		1/1995	Perry		

(Continued)

FOREIGN PATENT DOCUMENTS

EP 000606009-0010 S 11/2006

OTHER PUBLICATIONS

Unpublished U.S. Appl. No. 29/355,483.

(Continued)

Primary Examiner — Elizabeth Albert

Assistant Examiner — Kelley Donnelly

(74) *Attorney, Agent, or Firm* — Hultquist, PLLC; Steven J. Hultquist

(57) **CLAIM**

The ornamental design for a chair, as shown and described.

DESCRIPTION

FIG. 1 is a perspective view of the chair showing my new design;

FIG. 2 is a front elevation view of the chair;

FIG. 3 is a rear elevation view of the chair;

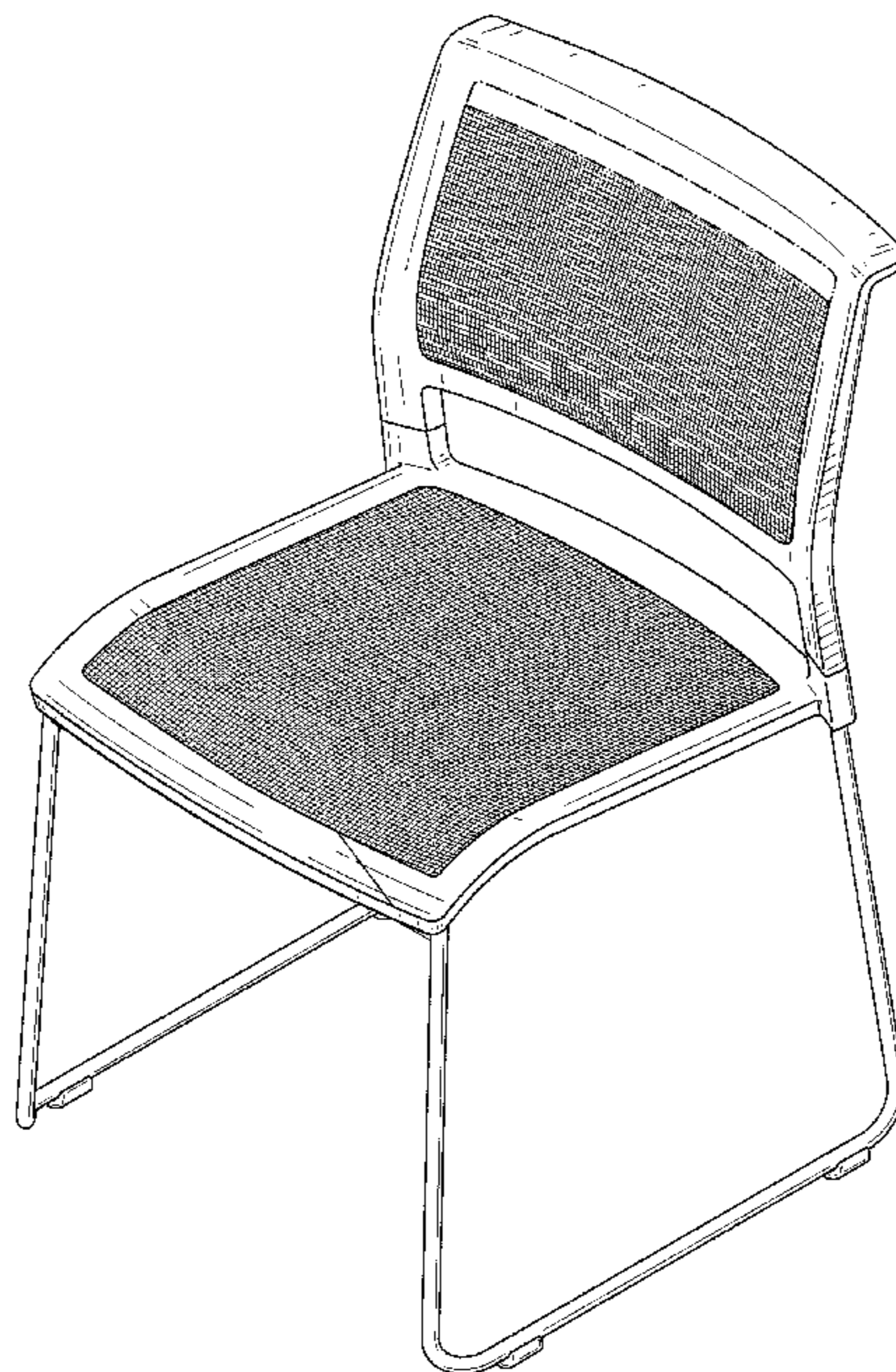
FIG. 4 is a left elevation view thereof; the right side elevation view being a mirror image;

FIG. 5 is a top plan view of the chair; and,

FIG. 6 is a bottom plan view of the chair.

The broken lines showing is included for the purpose of illustrating environment of the design and forms no part of the claimed design.

1 Claim, 6 Drawing Sheets



US D656,335 S

Page 2

U.S. PATENT DOCUMENTS

D367,185 S 2/1996 Olson
D378,553 S 3/1997 Newhouse et al.
D382,415 S 8/1997 Leib
D390,024 S 2/1998 DeJule
RE36,355 E 10/1999 Kim
D423,805 S 5/2000 Olson
6,109,696 A 8/2000 Newhouse et al.
D433,578 S 11/2000 Saul
6,250,718 B1 6/2001 Newhouse et al.
D466,712 S 12/2002 Haney et al.
D472,723 S 4/2003 Haney et al.
D495,890 S 9/2004 Chadwick et al.
6,957,860 B1 10/2005 Leist et al.
D516,830 S 3/2006 Leist et al.
D527,921 S 9/2006 Iida et al.
D528,812 S 9/2006 Giugiaro
D543,370 S 5/2007 Han
D550,977 S 9/2007 Igarashi
D558,478 S 1/2008 Rothe
D569,644 S 5/2008 Kumazawa
D600,465 S 9/2009 Kumazawa

D600,953 S 9/2009 Kumazawa
D600,954 S 9/2009 Kumazawa
D609,487 S 2/2010 Kumazawa
D609,488 S 2/2010 Kumazawa
7,681,956 B2 * 3/2010 Huang 297/440.16
7,686,395 B2 * 3/2010 Piretti 297/297
D617,568 S * 6/2010 Kumazawa D6/373
RE42,027 E * 1/2011 Kumazawa D6/373
D637,839 S * 5/2011 Piretti D6/500
D638,641 S * 5/2011 Piretti D6/500
D646,091 S * 10/2011 Welsh D6/502
D647,718 S * 11/2011 Chen D6/368
D648,150 S * 11/2011 Kumazawa D6/373

OTHER PUBLICATIONS

Unpublished U.S. Appl. No. 29/355,484.
Unpublished U.S. Appl. No. 29/316,587.
Unpublished U.S. Appl. No. 29/343,410.
Unpublished U.S. Appl. No. 29/343,408.

* cited by examiner

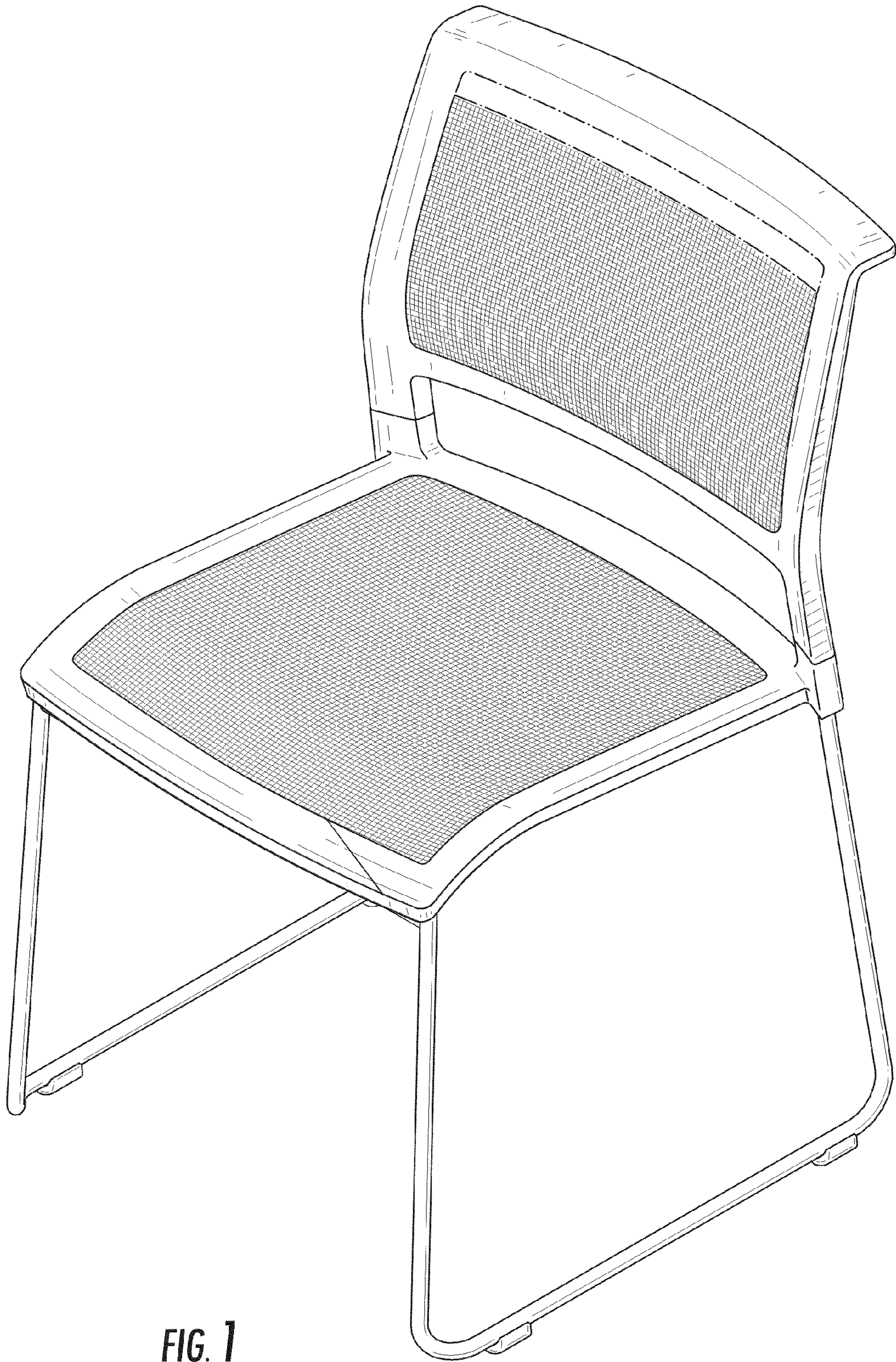


FIG. 1




FIG. 2




FIG. 3

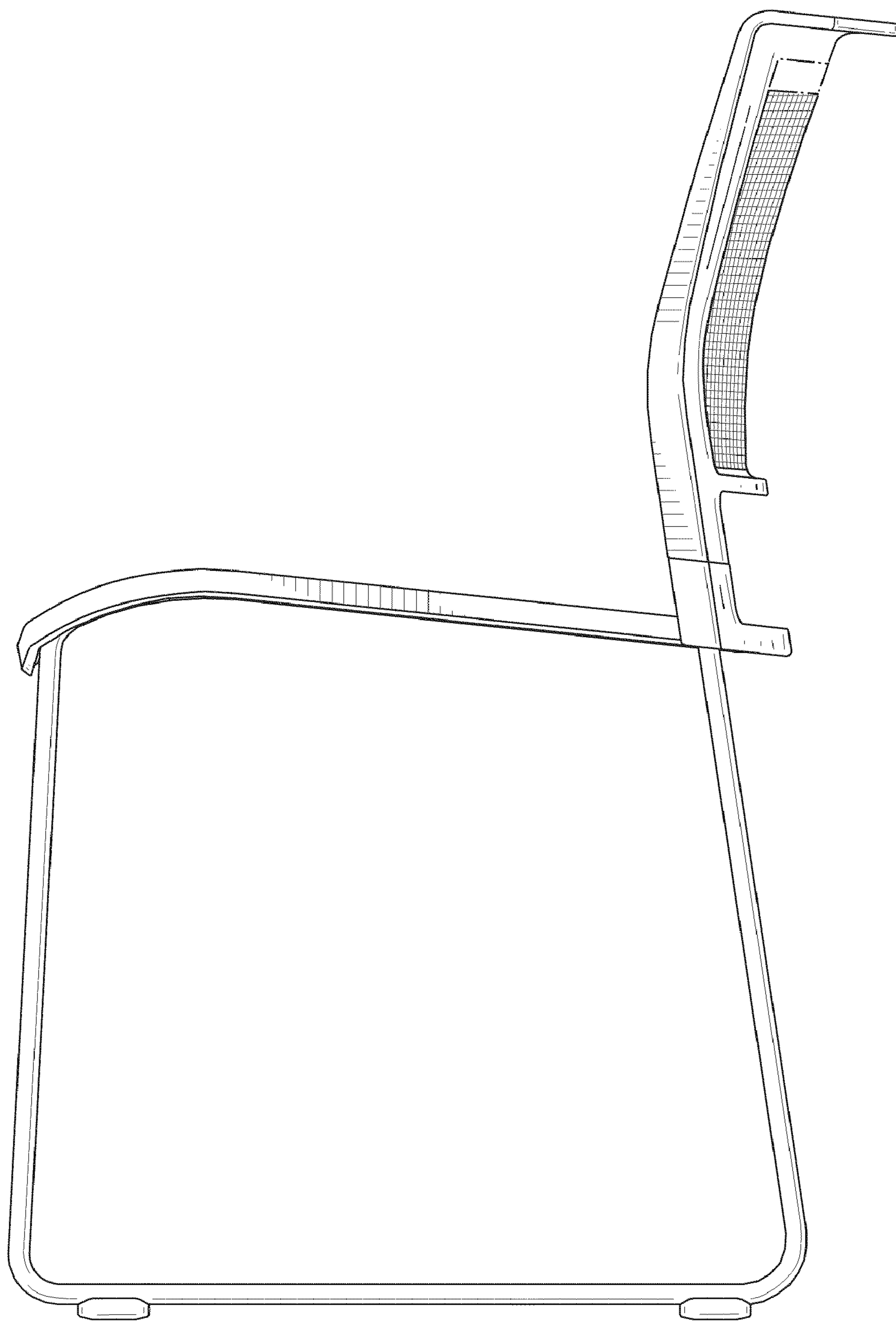


FIG. 4

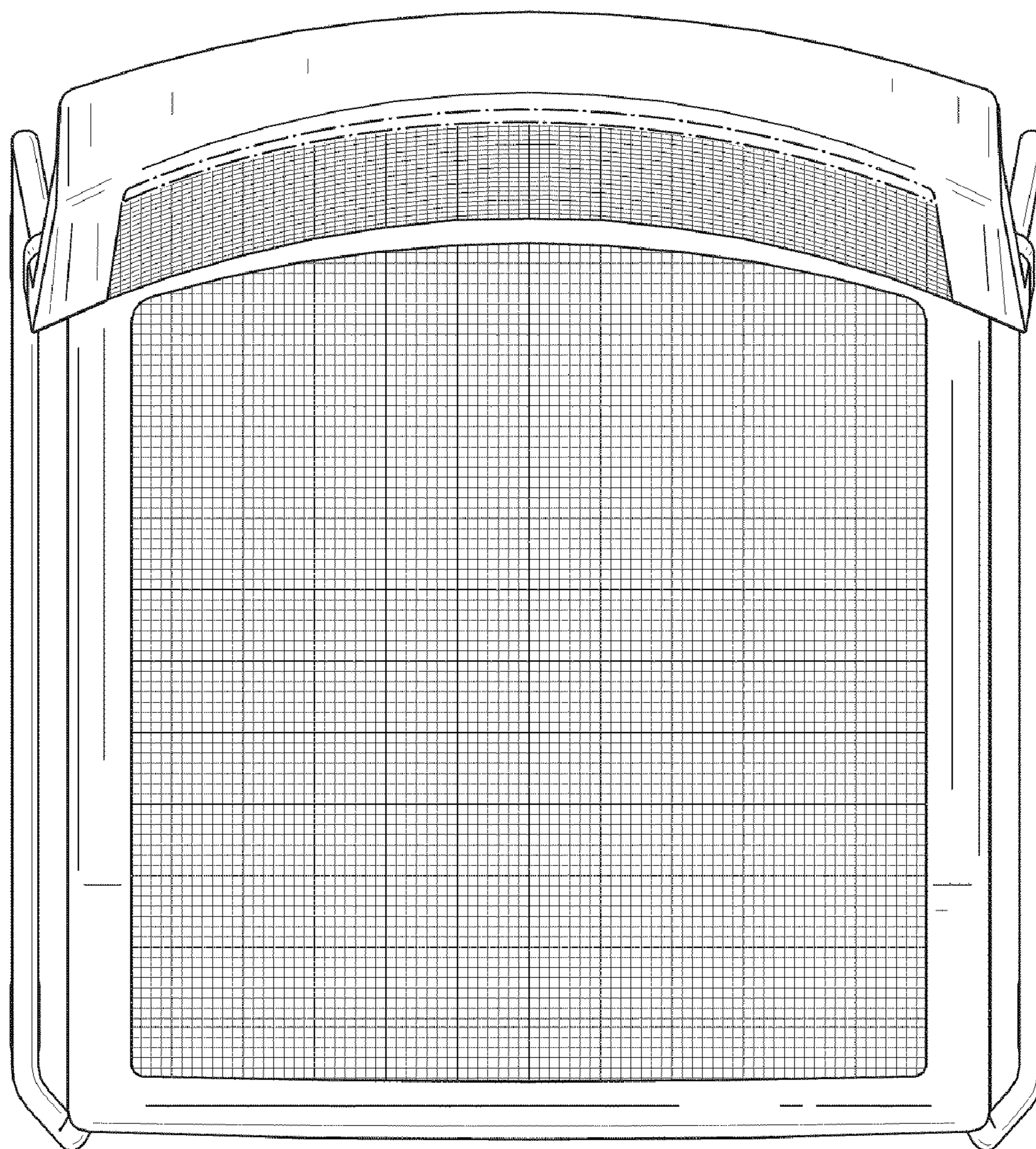


FIG. 5

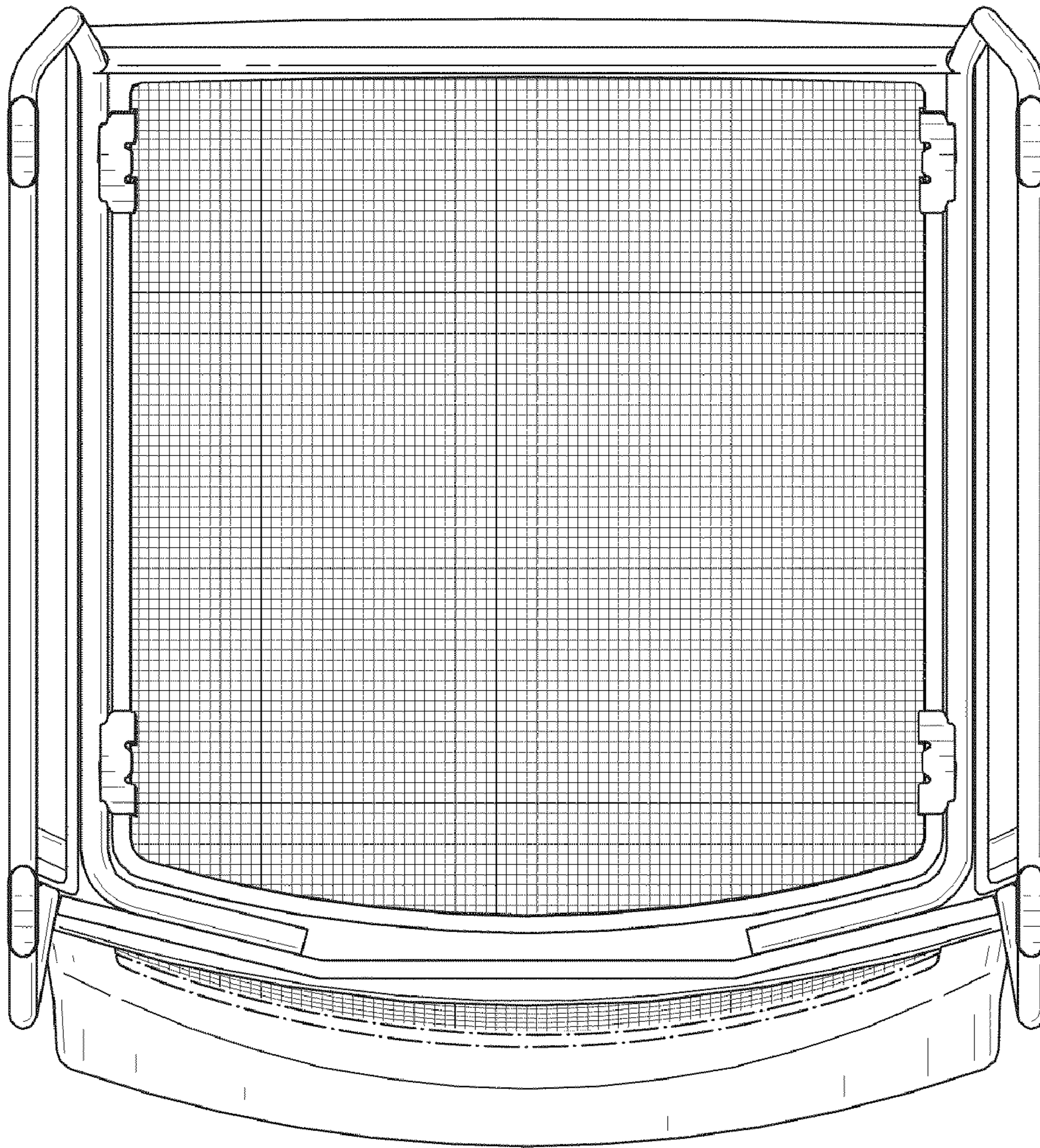


FIG. 6

UNITED STATES PATENT AND TRADEMARK OFFICE
CERTIFICATE OF CORRECTION

PATENT NO. : D656,335 S
APPLICATION NO. : 29/362092
DATED : March 27, 2012
INVENTOR(S) : Taku Kumazawa

Page 1 of 3

It is certified that error appears in the above-identified patent and that said Letters Patent is hereby corrected as shown below:

On the Title Page showing the illustrative figure should be deleted and replaced with the attached Title Page.

In the Drawings, delete sheet 1 of 6 of Fig. 1 and substitute with the corrected drawing sheet 1 of 6 of Fig. 1 as shown on the attached page.

Signed and Sealed this
Ninth Day of July, 2013



Teresa Stanek Rea
Acting Director of the United States Patent and Trademark Office

(12) **United States Design Patent**
Kumazawa

(10) **Patent No.:** **US D656,335 S**
 (45) **Date of Patent:** **** Mar. 27, 2012**

- (54) **CHAIR**
- (75) **Inventor:** **Taku Kumazawa, Aichi-ken (JP)**
- (73) **Assignee:** **Aichi Co., Ltd., Aichi-ken (JP)**
- (**) **Term:** **14 Years**
- (21) **Appl. No.:** **29/362,092**
- (22) **Filed:** **May 19, 2010**

D244,978 S * 7/1977 Polsky et al. D6/369
 4,049,315 A 9/1977 Jacobon
 D272,490 S 2/1984 Ogg
 D335,777 S 5/1993 Hess
 5,383,712 A 1/1995 Perry
 (Continued)

FOREIGN PATENT DOCUMENTS

EP 000606009-0010 S 11/2006

OTHER PUBLICATIONS

Unpublished U.S. Appl. No. 29/355,483.

(Continued)

Related U.S. Application Data

- (63) Continuation-in-part of application No. 29/355,483, filed on Feb. 8, 2010.
- (51) **LOC (9) Cl.** **06-11**
- (52) **U.S. Cl.** **D6/373**
- (58) **Field of Classification Search** **D6/334-336, D6/369, 371-376, 379-380, 500-502; 297/183.7, 297/239, 445.1, 447.1, 447.3, 447.4, 448.1, 297/448.2, 451.7, 452.18, 452.64**
 See application file for complete search history.

Primary Examiner — Elizabeth Albert

Assistant Examiner — Kelley Donnelly

(74) *Attorney, Agent, or Firm* — Hultquist, PLLC; Steven J. Hultquist

(57) **CLAIM**

The ornamental design for a chair, as shown and described.

DESCRIPTION

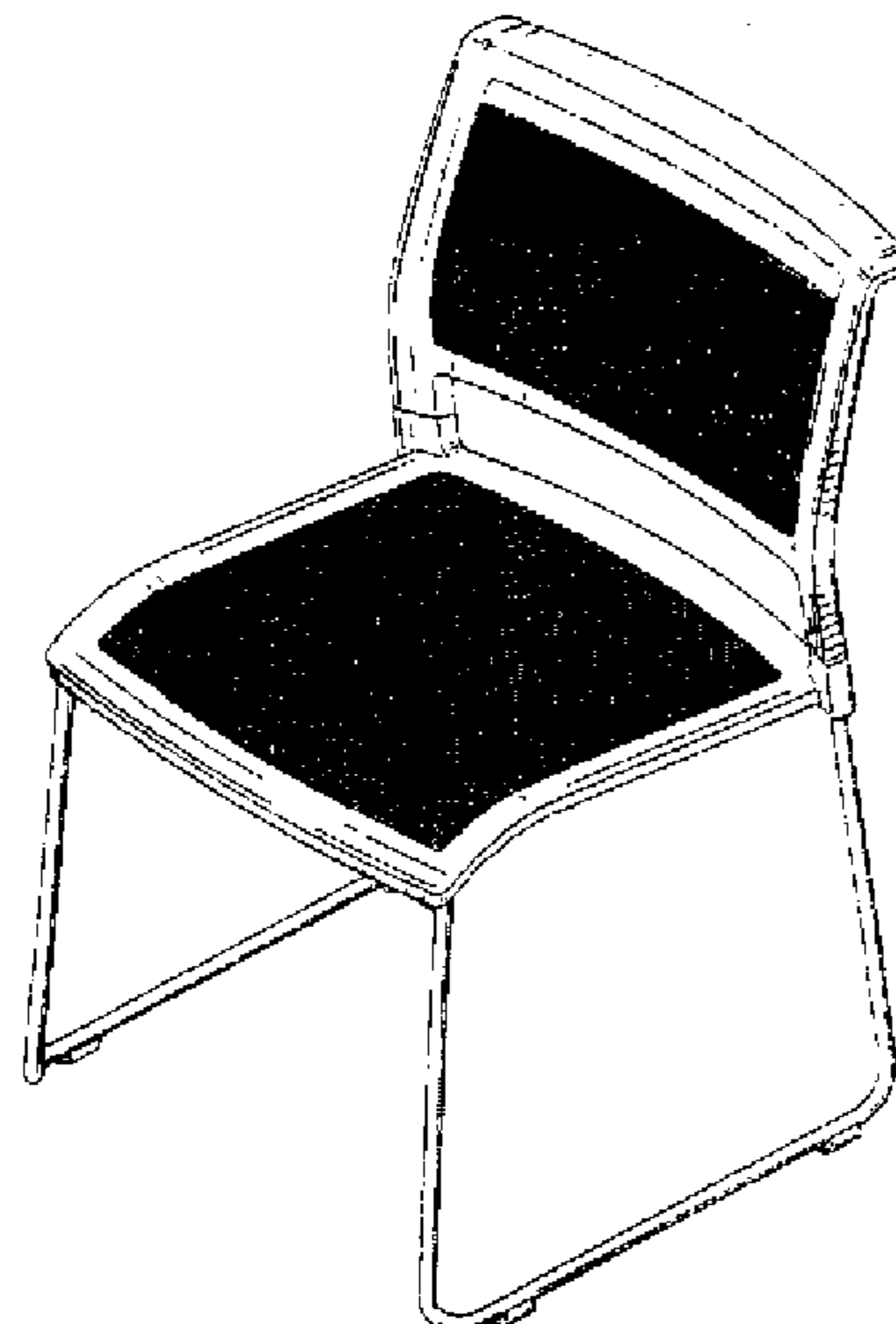
FIG. 1 is a perspective view of the chair showing my new design;
 FIG. 2 is a front elevation view of the chair;
 FIG. 3 is a rear elevation view of the chair;
 FIG. 4 is a left elevation view thereof; the right side elevation view being a mirror image;
 FIG. 5 is a top plan view of the chair; and,
 FIG. 6 is a bottom plan view of the chair.
 The broken lines showing is included for the purpose of illustrating environment of the design and forms no part of the claimed design.

1 Claim, 6 Drawing Sheets

(56) **References Cited**

U.S. PATENT DOCUMENTS

1,960,022 A	5/1934	Melder
D112,866 S	1/1939	Vavrik
D149,980 S	6/1948	Spence
D149,982 S	6/1948	Sundberg
D202,775 S	11/1965	Rowland
3,404,916 A	10/1968	Rowland
3,724,897 A	4/1973	Faiks et al.
3,815,955 A	6/1974	Gibilterra
3,913,978 A	10/1975	Lester
D241,487 S	9/1976	Gibilterra
3,999,802 A	12/1976	Powers



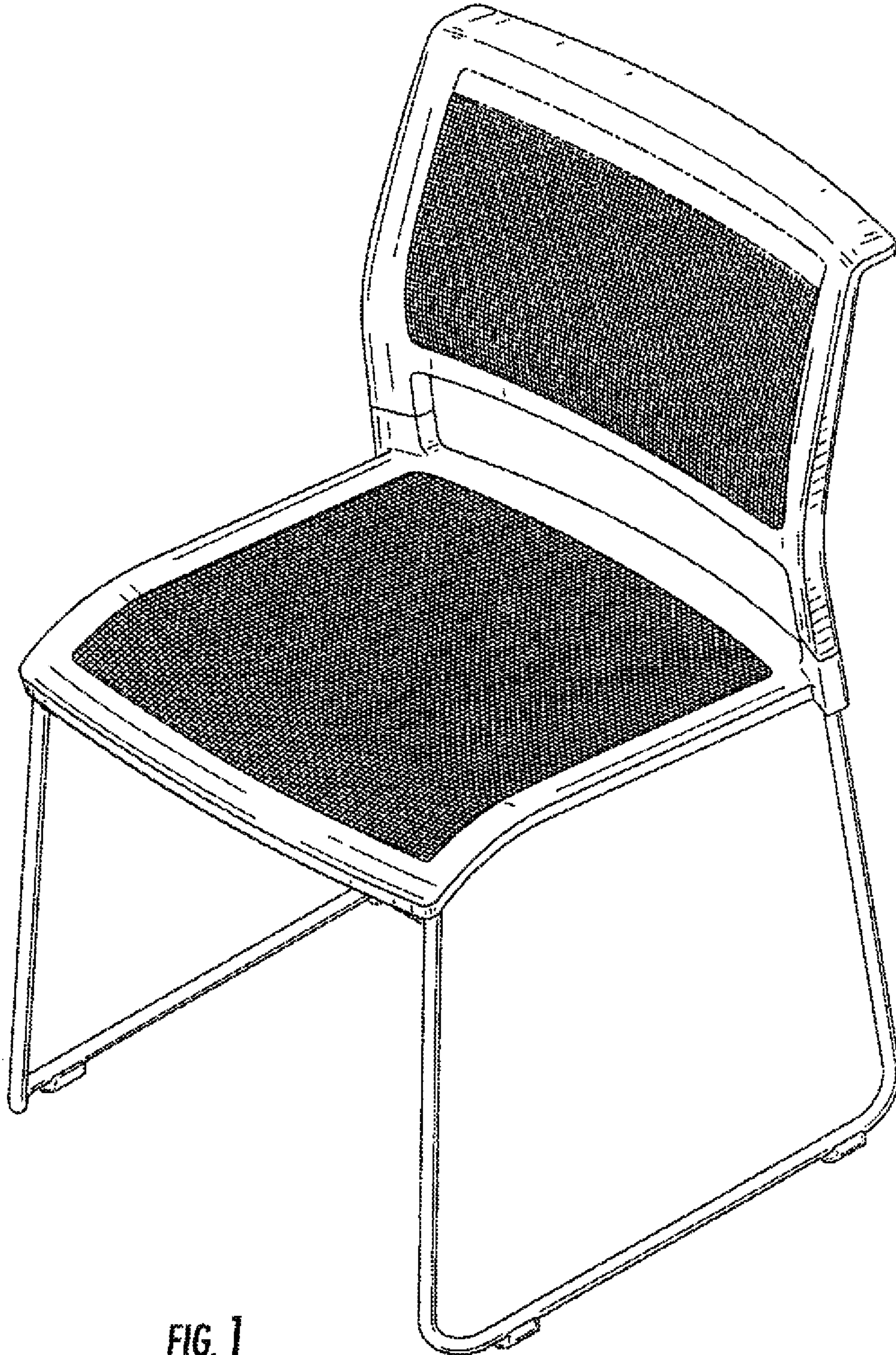


FIG. 1