

US00D656334S

(12) **United States Design Patent**
Kumazawa

(10) **Patent No.:** **US D656,334 S**
(45) **Date of Patent:** **** Mar. 27, 2012**

- (54) **CHAIR**
- (75) Inventor: **Taku Kumazawa**, Aichi-ken (JP)
- (73) Assignee: **Aichi Co., Ltd.**, Aichi-ken (JP)
- (**) Term: **14 Years**
- (21) Appl. No.: **29/355,484**
- (22) Filed: **Feb. 8, 2010**

3,999,802 A 12/1976 Powers
 4,049,315 A 9/1977 Jacobson
 D272,490 S 2/1984 Ogg
 (Continued)

FOREIGN PATENT DOCUMENTS

EP 000606009-0010 S 11/2006

OTHER PUBLICATIONS

Unpublished U.S. Appl. No. 29/355,483.

(Continued)

Related U.S. Application Data

- (63) Continuation-in-part of application No. 29/343,410, filed on Sep. 11, 2009, now abandoned, which is a continuation of application No. 29/336,793, filed on May 8, 2009, now Pat. No. Des. 600,465.
- (51) **LOC (9) Cl.** **06-01**
- (52) **U.S. Cl.** **D6/373**
- (58) **Field of Classification Search** D6/334-336, D6/369, 371-376, 379-380, 500-502; 297/183.7, 297/239, 445.1, 447.1, 447.3, 447.4, 448.1, 297/448.2, 451.7, 452.8, 452.64
See application file for complete search history.

Primary Examiner — Elizabeth Albert
Assistant Examiner — Kelley Donnelly
 (74) *Attorney, Agent, or Firm* — Hultquist, PLLC; Steven J. Hultquist

CLAIM

(57) The ornamental design for a chair, as shown and described.

DESCRIPTION

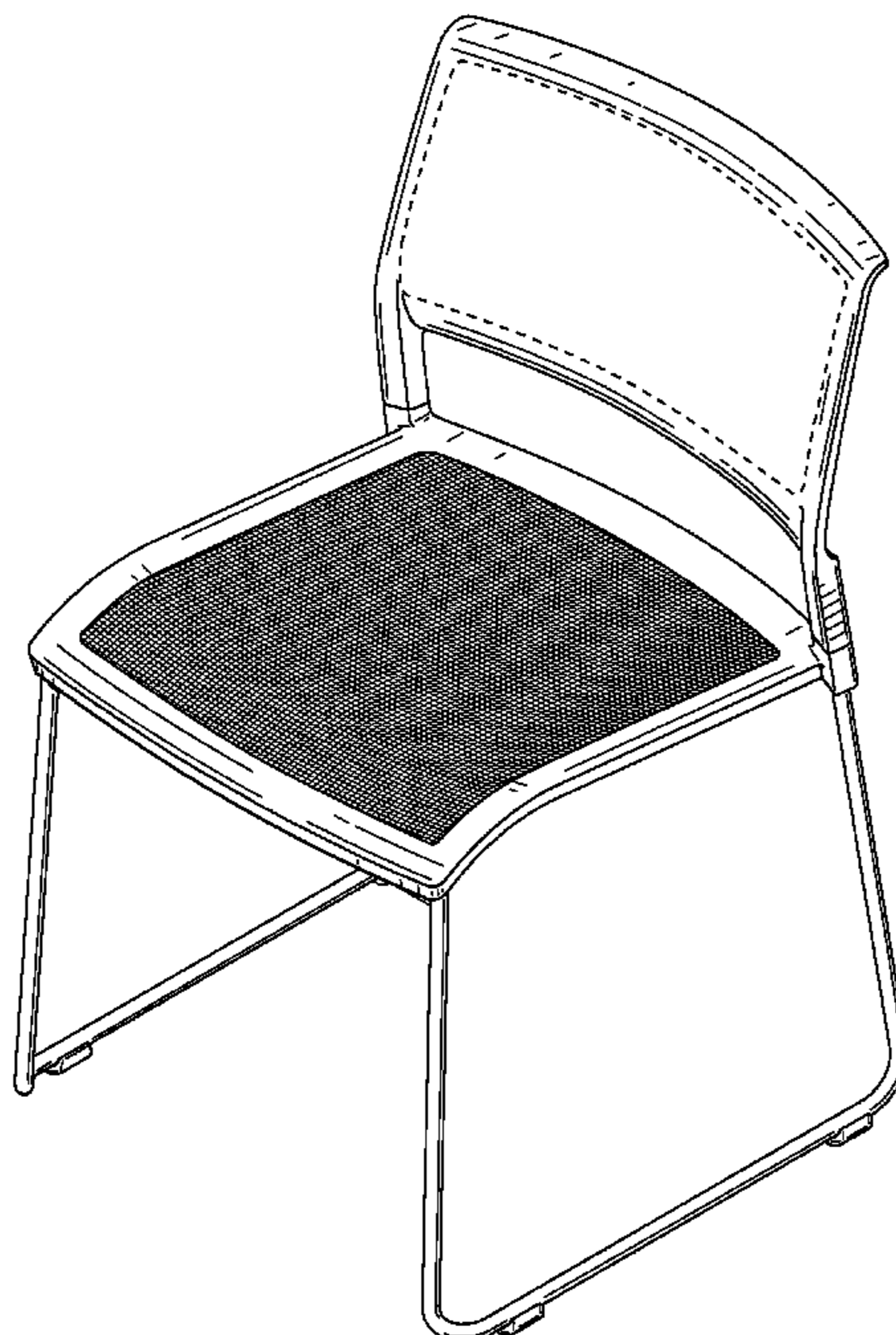
FIG. 1 is a perspective view of a chair showing my new design;
 FIG. 2 is a front elevation view of the chair;
 FIG. 3 is a rear elevation view of the chair;
 FIG. 4 is a left side elevation view of the chair;
 FIG. 5 is a top plan view of the chair; and,
 FIG. 6 is a bottom plan view of the chair.
 The right side elevation view of the chair is a mirror image of the left side elevation view thereof.
 All structures represented in broken lines are not part of the design sought to be patented.

1 Claim, 6 Drawing Sheets

(56) **References Cited**

U.S. PATENT DOCUMENTS

1,960,022 A	5/1934	Melder
D112,866 S	1/1939	Vavrik
D149,980 S	6/1948	Spence
D149,982 S	6/1948	Sundberg
D202,775 S	11/1965	Rowland
3,404,916 A	10/1968	Rowland
3,724,897 A	4/1973	Faiks et al.
3,815,955 A	6/1974	Gibilterra
3,913,978 A	10/1975	Lester
D241,487 S	9/1976	Gibilterra



US D656,334 S

Page 2

U.S. PATENT DOCUMENTS

D335,777 S 5/1993 Hess
5,383,712 A 1/1995 Perry
D367,185 S 2/1996 Olson
D378,553 S 3/1997 Newhouse et al.
D382,415 S 8/1997 Leib
D390,024 S 2/1998 DeJule
RE36,335 E * 10/1999 Perry 297/448.2
D423,805 S 5/2000 Olson
6,109,696 A 8/2000 Newhouse et al.
D433,578 S 11/2000 Saul
6,250,718 B1 6/2001 Newhouse et al.
D466,712 S 12/2002 Haney et al.
D472,723 S 4/2003 Haney et al.
D495,890 S 9/2004 Chadwick et al.
6,957,860 B1 10/2005 Leist et al.
D516,830 S 3/2006 Leist et al.
D527,921 S 9/2006 Iida et al.
D528,812 S 9/2006 Giugiaro
D543,370 S 5/2007 Han
D550,977 S 9/2007 Igarashi
D558,478 S 1/2008 Rothe

D569,644 S 5/2008 Kumazawa
D600,465 S 9/2009 Kumazawa
D600,953 S 9/2009 Kumazawa
D600,954 S 9/2009 Kumazawa
D609,487 S 2/2010 Kumazawa
D609,488 S 2/2010 Kumazawa
7,681,956 B2 * 3/2010 Huang 297/440.16
7,686,395 B2 * 3/2010 Piretti 297/297
D617,568 S * 6/2010 Kumazawa D6/373
RE42,027 E * 1/2011 Kumazawa D6/373
D637,839 S * 5/2011 Piretti D6/500
D638,641 S * 5/2011 Piretti D6/500

OTHER PUBLICATIONS

Unpublished U.S. Appl. No. 29/362,092.
U.S. Appl. No. 29/316,587.
U.S. Appl. No. 29/343,408.
U.S. Appl. No. 29/343,410.
U.S. Appl. No. 29/355,483.

* cited by examiner

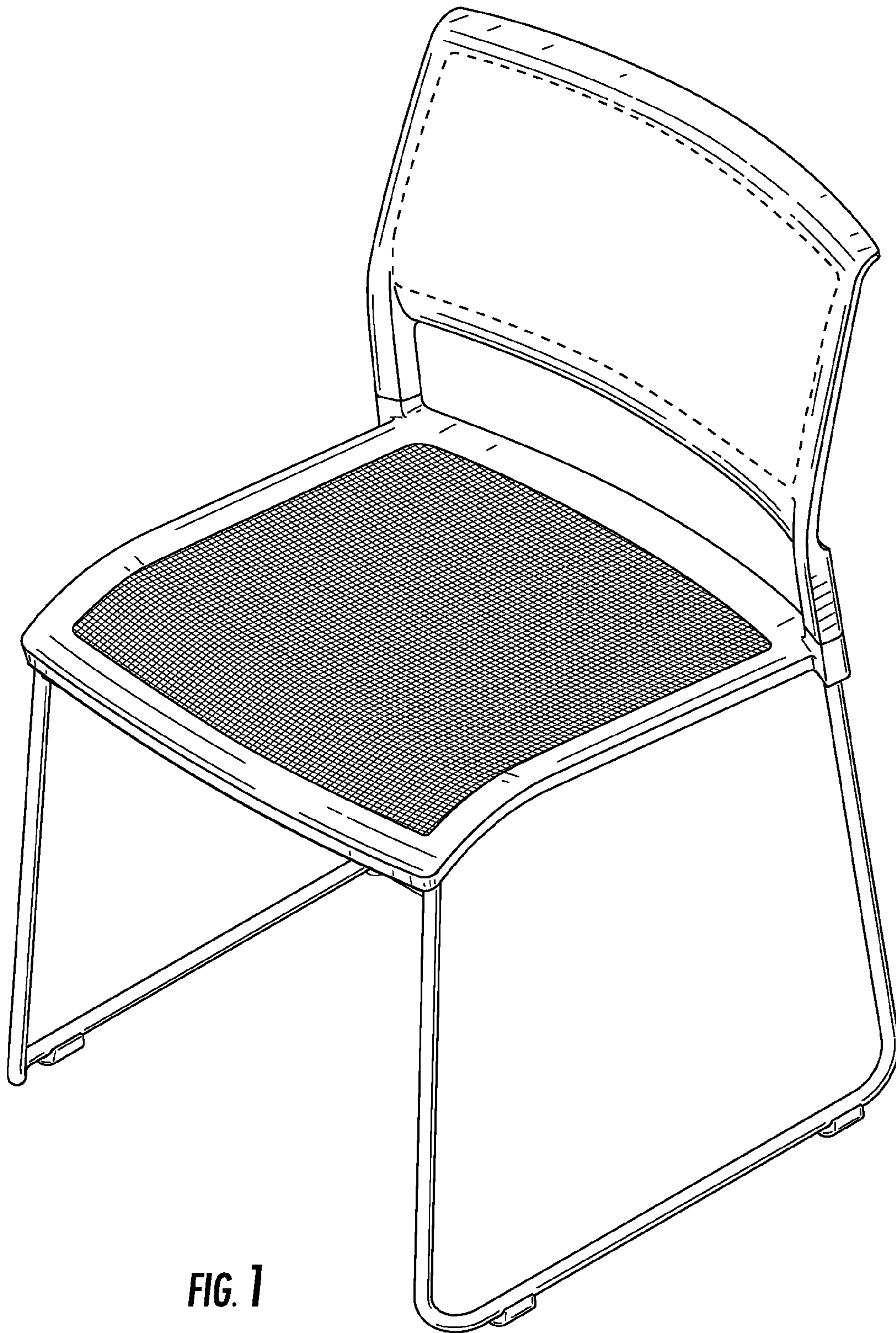


FIG. 1

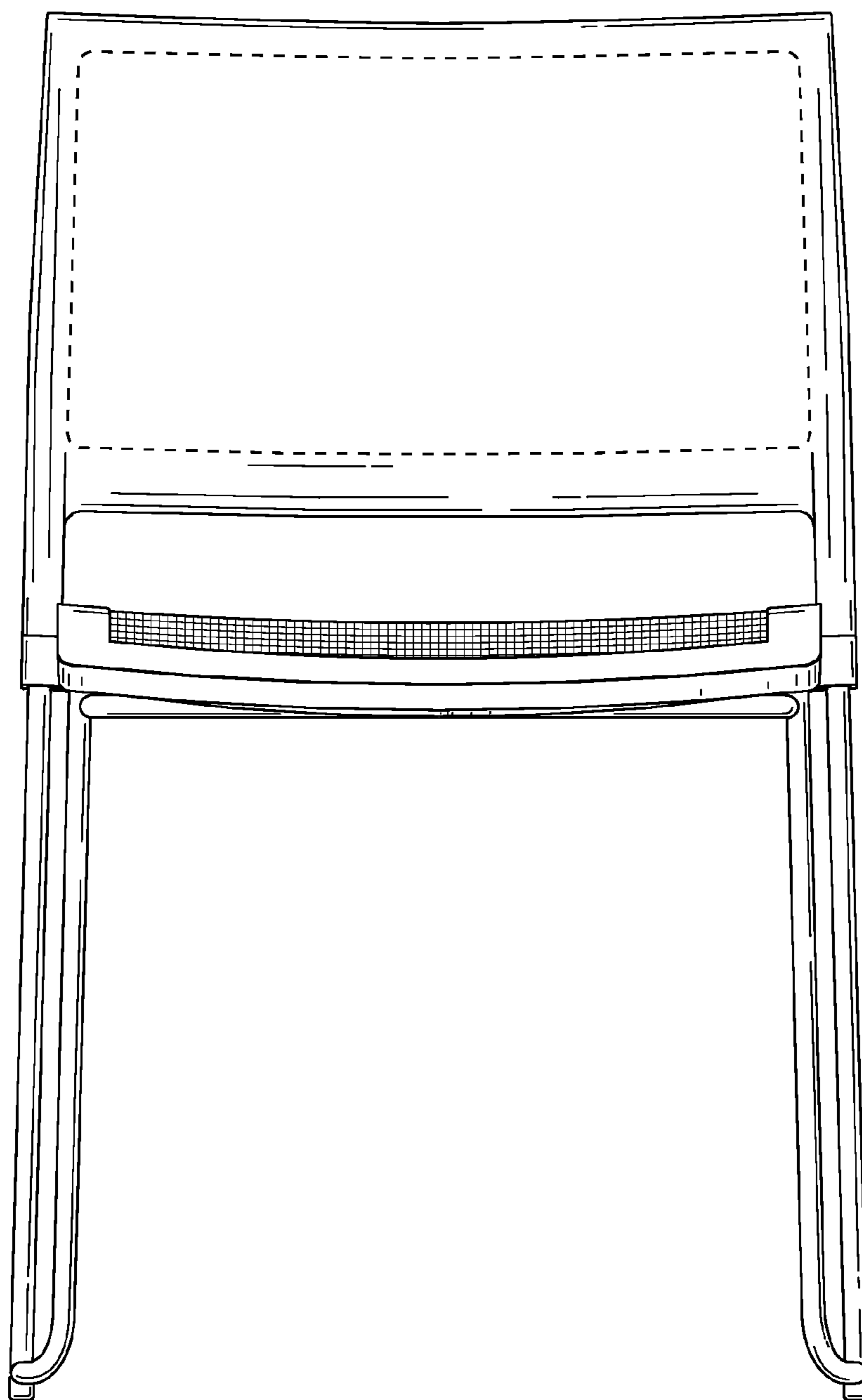


FIG. 2

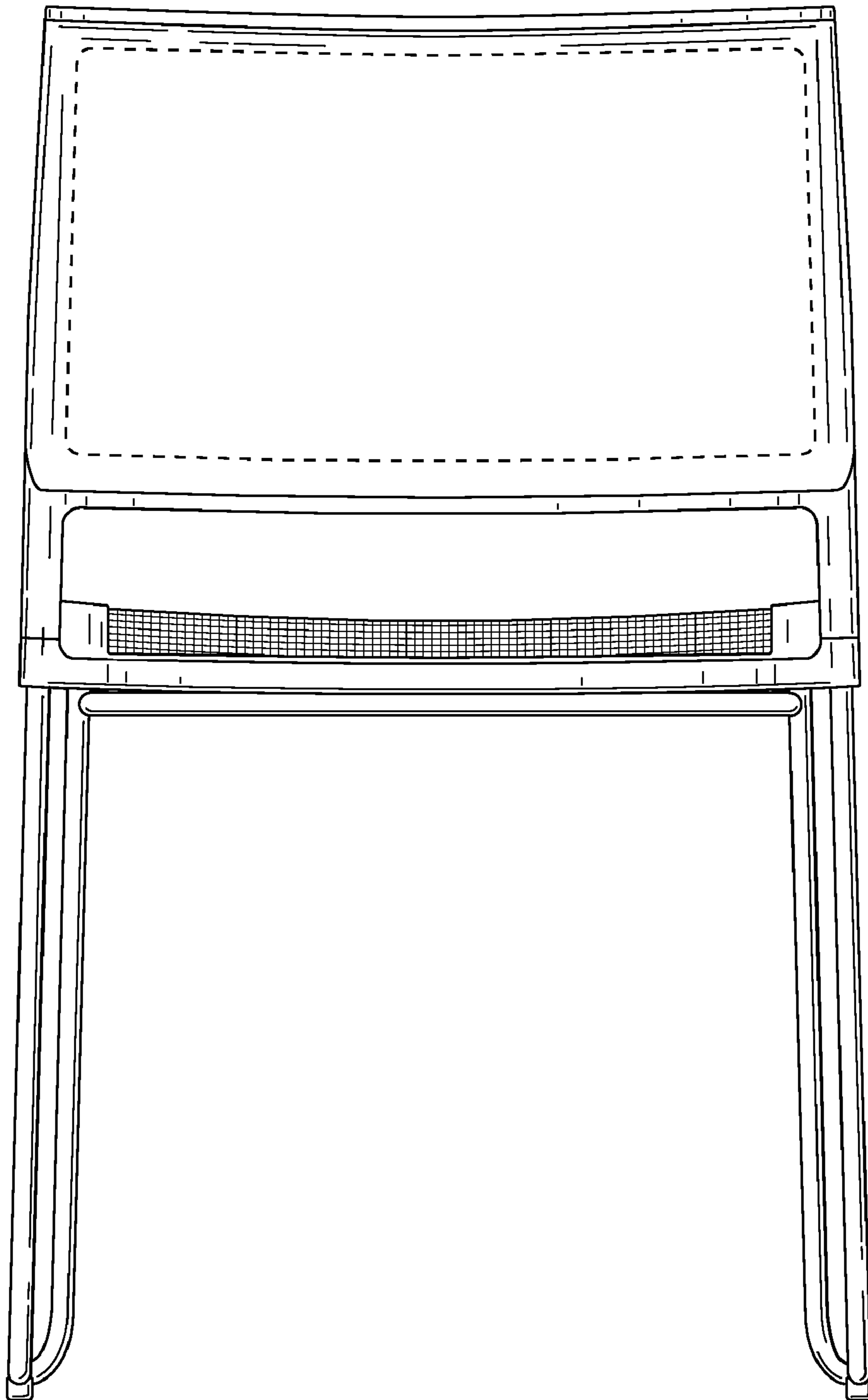


FIG. 3

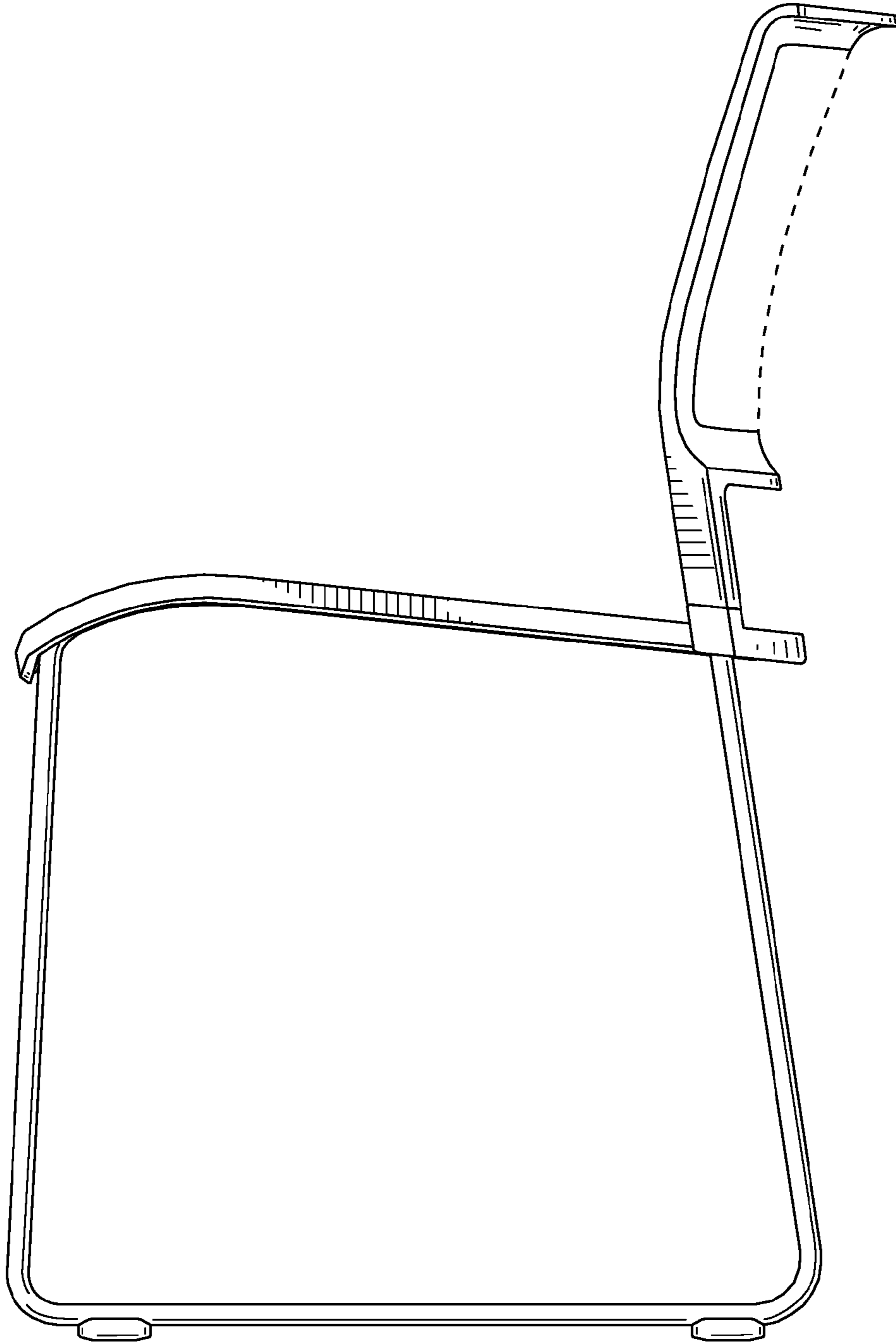


FIG. 4

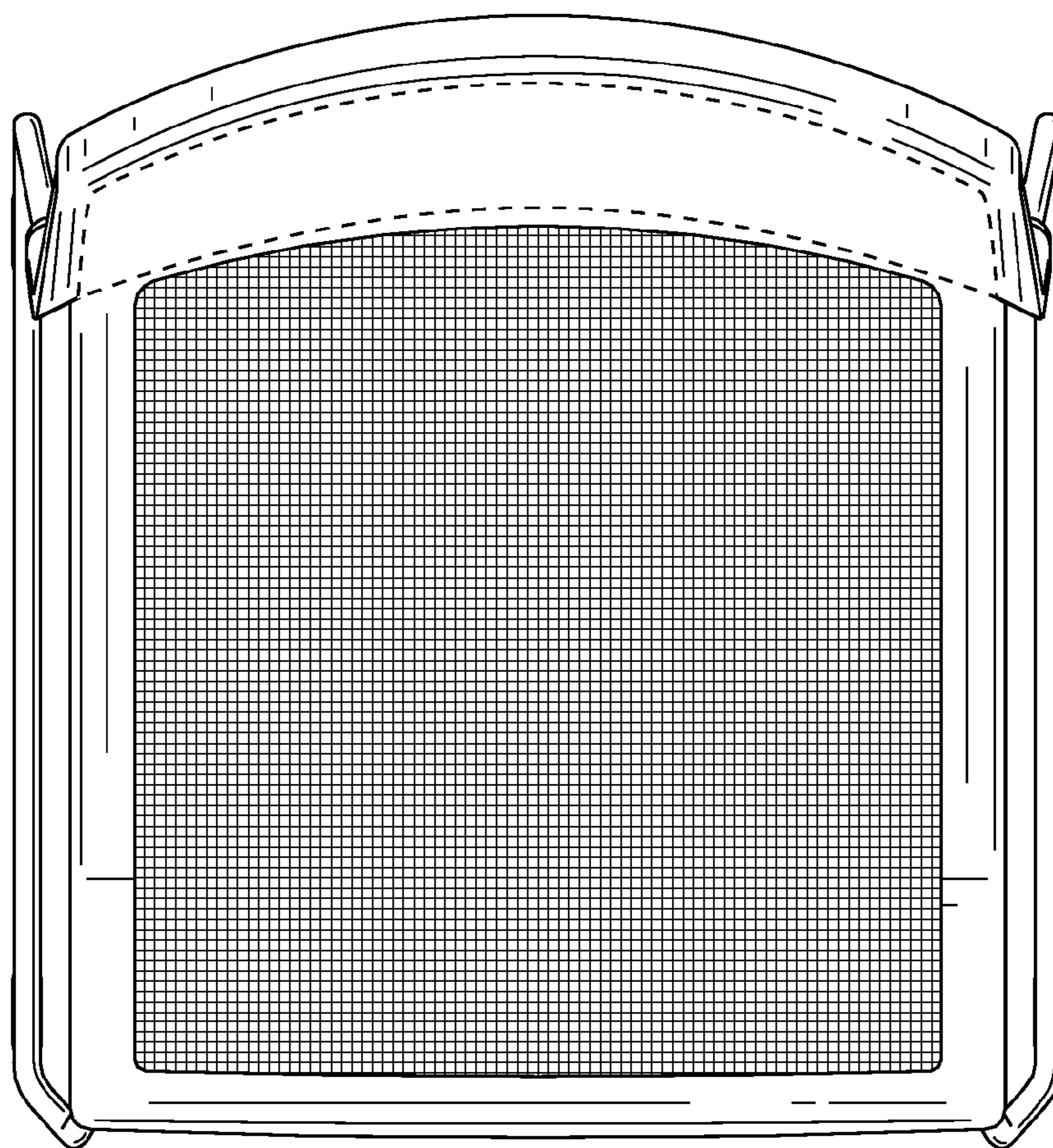


FIG. 5

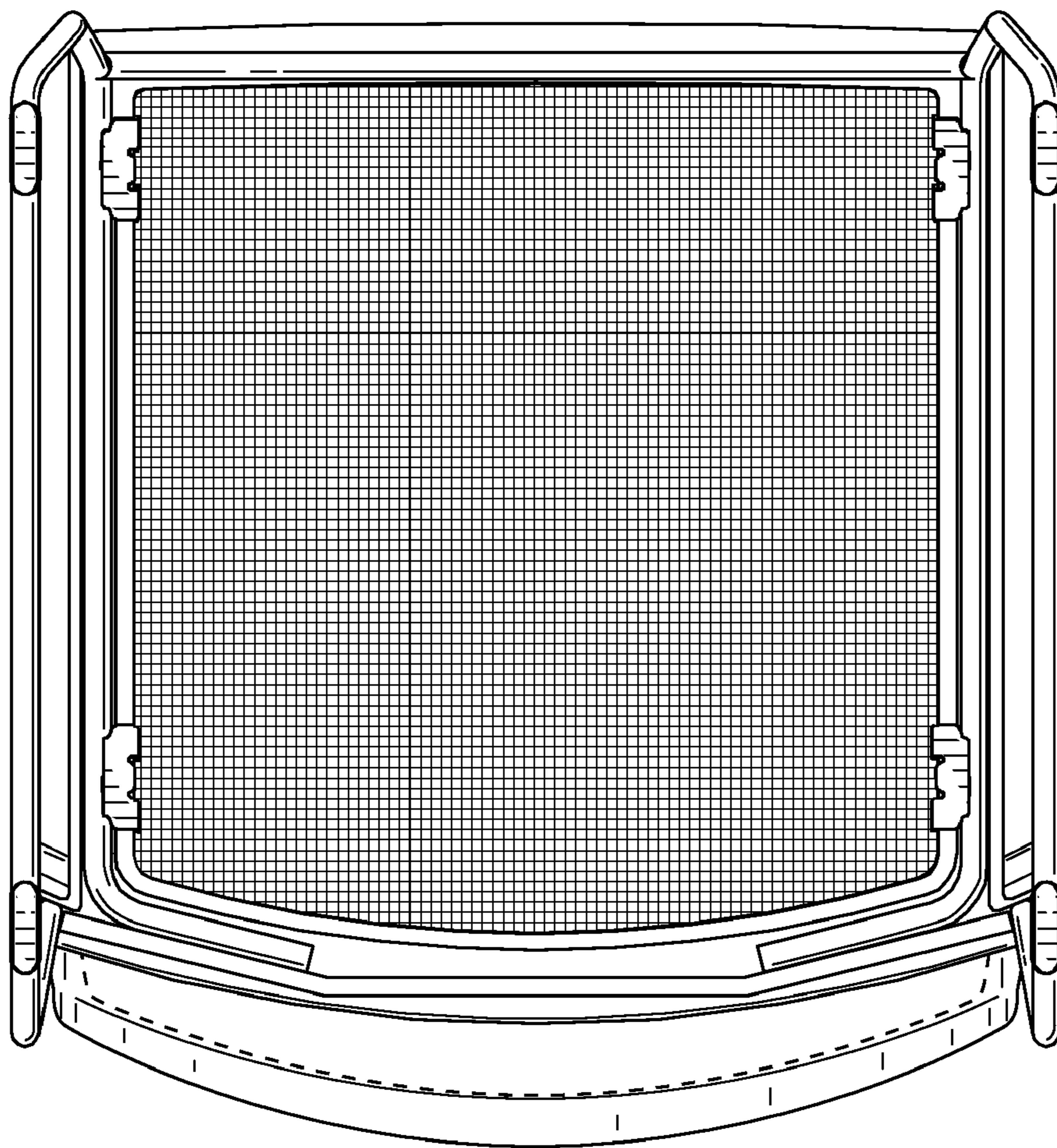


FIG. 6