



US00D656325S

(12) **United States Design Patent**  
**Ho**

(10) **Patent No.:** **US D656,325 S**  
(45) **Date of Patent:** **\*\* Mar. 27, 2012**

(54) **COMBINED HANGER TIE WITH HANGERS**

(75) Inventor: **Joseph Chor Ho**, Thornhill (CA)

(73) Assignee: **Founder Plastics, Inc.**, Ontario (CA)

(\*\*) Term: **14 Years**

(21) Appl. No.: **29/327,825**

(22) Filed: **Nov. 13, 2008**

(30) **Foreign Application Priority Data**

May 14, 2008 (CA) ..... 126052

(51) **LOC (9) Cl.** ..... **06-08**

(52) **U.S. Cl.** ..... **D6/319; D6/328**

(58) **Field of Classification Search** ..... D6/315,  
D6/317, 318, 319, 328; 211/1, 13.1, 85.3,  
211/183, 105.1, 105.2, 105.3, 106.1; 223/85-98;  
248/74.2, 317, 339; D8/301, 315, 349, 370,  
D8/37, 376, 380, 381; D3/315; 206/300,  
206/348, 806

See application file for complete search history.

(56) **References Cited**

**U.S. PATENT DOCUMENTS**

2,604,999 A \* 7/1952 Sutton ..... 211/113  
2,699,263 A \* 1/1955 Ore ..... 211/113  
4,129,218 A \* 12/1978 Koellner ..... 211/116  
4,361,241 A \* 11/1982 Stoddard ..... 211/123  
D280,047 S \* 8/1985 Benedict ..... D6/328  
D280,048 S \* 8/1985 Benedict ..... D6/328

4,760,929 A \* 8/1988 Fedorchak ..... 211/123  
4,953,717 A \* 9/1990 Rosch ..... 211/113  
D371,737 S \* 7/1996 May ..... D9/434  
6,019,262 A \* 2/2000 Kiselik ..... 223/98  
D584,518 S \* 1/2009 Mangano ..... D6/328

\* cited by examiner

*Primary Examiner* — Prabhakar Deshmukh

(74) *Attorney, Agent, or Firm* — Grossman, Tucker,  
Perreault & Pflieger, PLLC

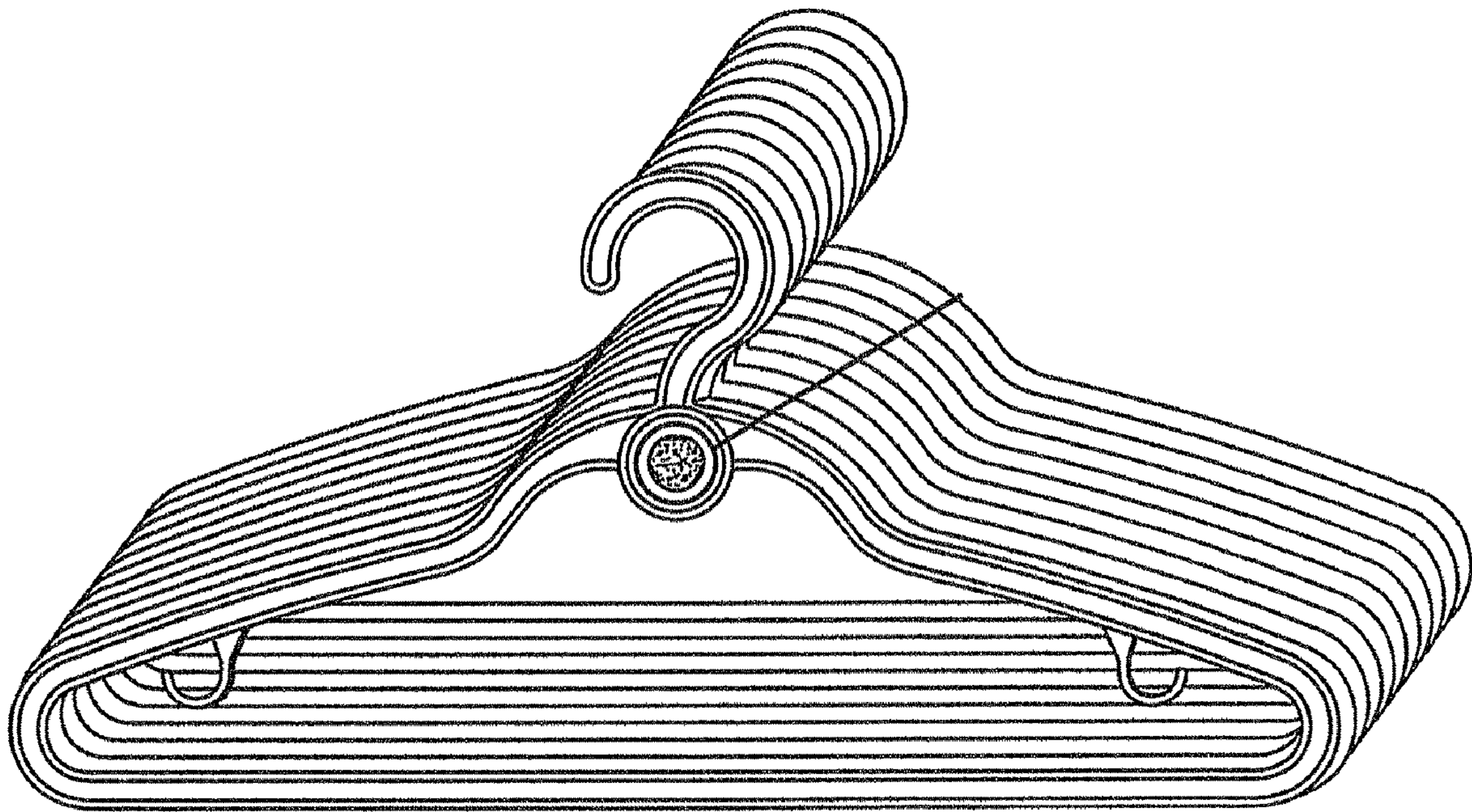
(57) **CLAIM**

The ornamental design for a combined hanger tie with hang-  
ers, as shown and described.

**DESCRIPTION**

FIG. 1 is a front perspective view of combined hanger tie with  
hangers showing my new design;  
FIG. 2 is an enlarged front elevational view of a front end of  
the hanger tie of FIG. 1;  
FIG. 3 is a rear perspective view of the combined hanger tie  
with hangers of FIG. 1;  
FIG. 4 is a front elevational view of a back end of the hanger  
tie of FIG. 1;  
FIG. 5 is an exploded front perspective view of the combined  
hanger tie with hangers of FIG. 1; and,  
FIG. 6 is an exploded perspective view of the tie hanger.  
The hanger tie is shown separately in FIGS. 2, 4, and 6 for  
clarity of illustration.

**1 Claim, 3 Drawing Sheets**



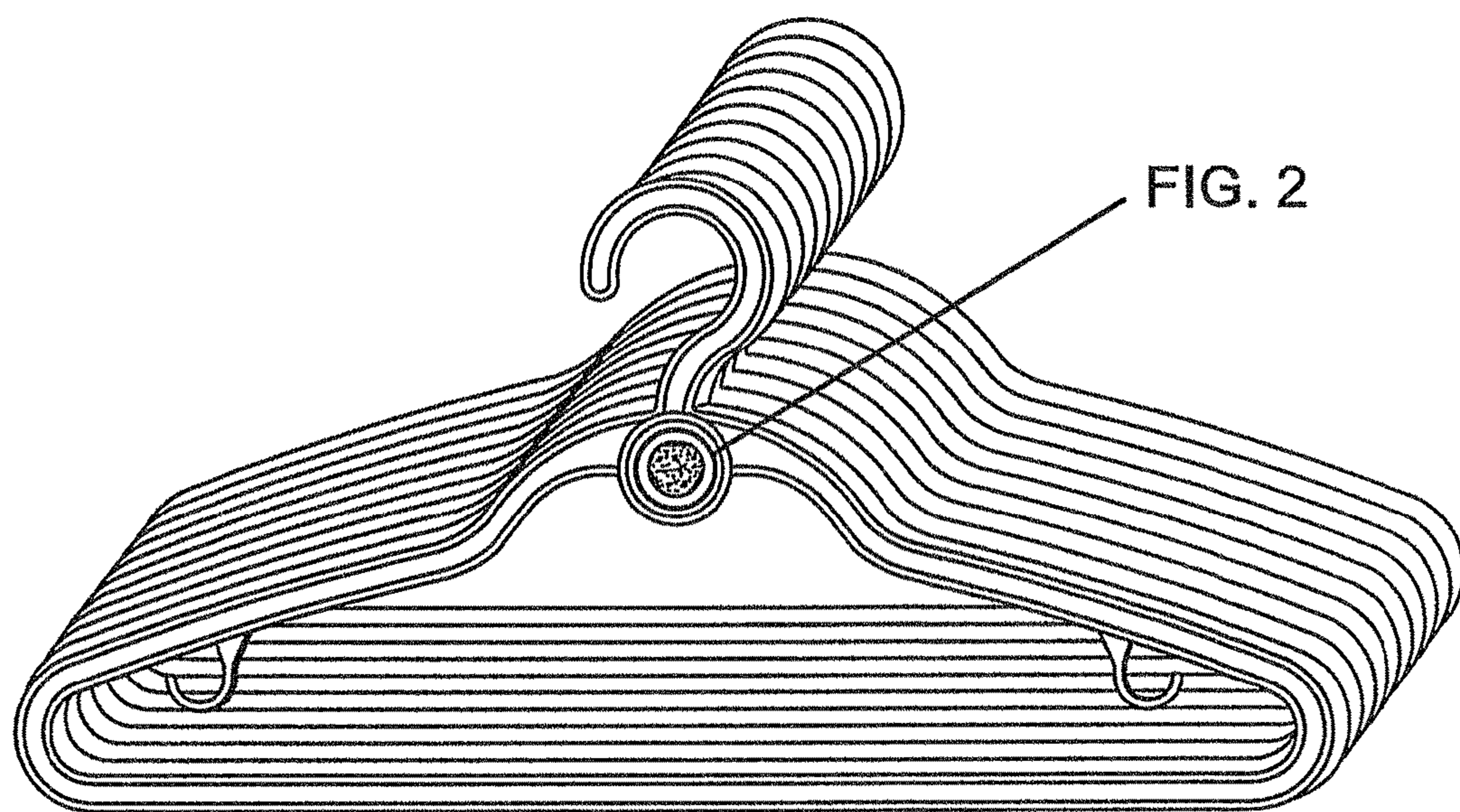

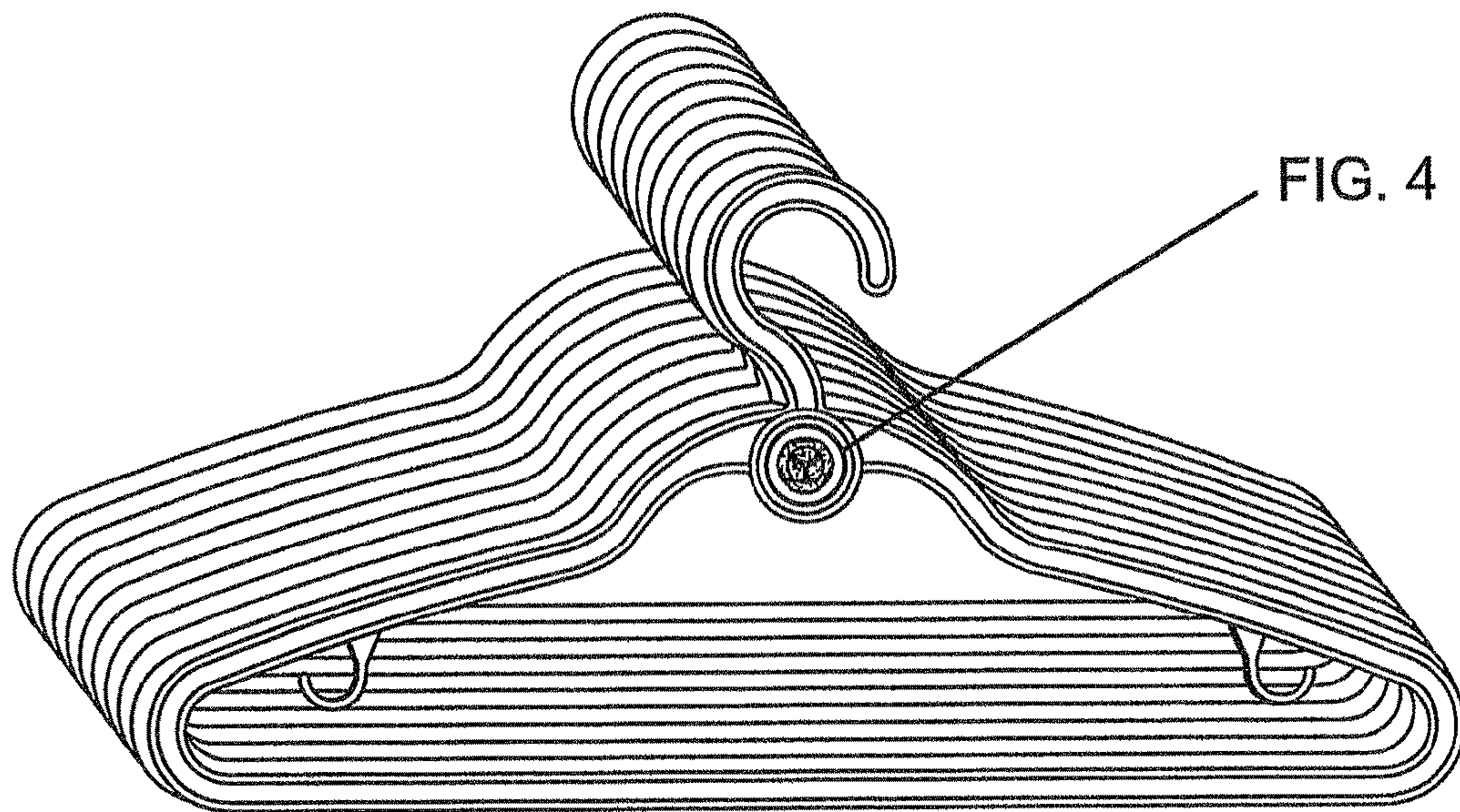


FIG. 2

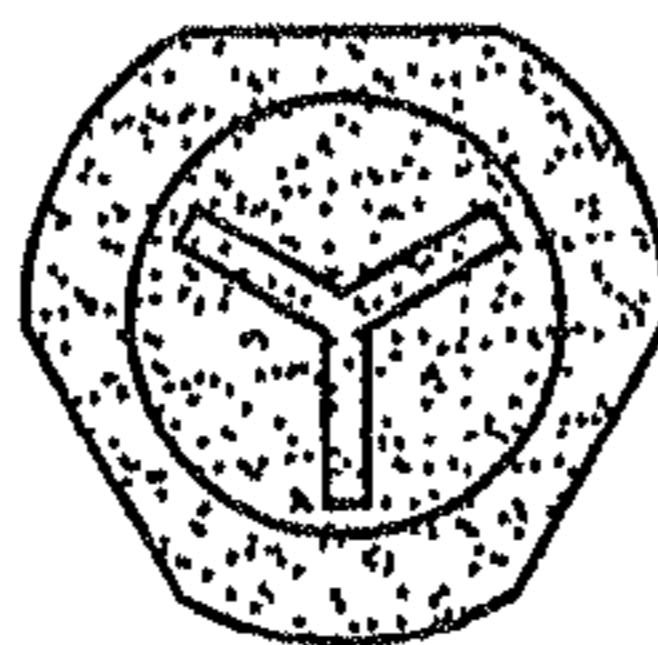
**FIG. 1**



**FIG. 2**



**FIG. 3**



**FIG. 4**

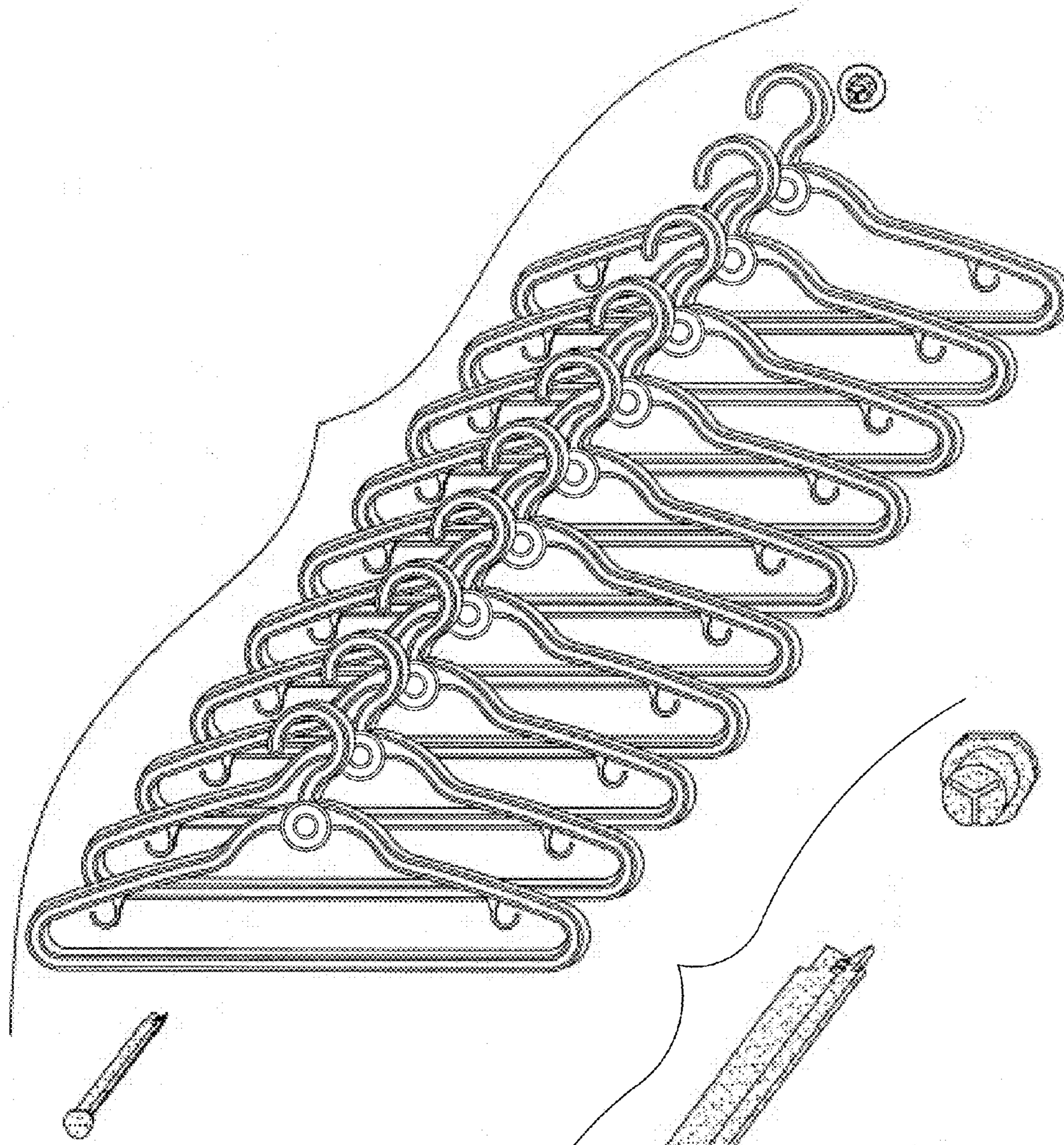


FIG. 5

FIG. 6