



US00D656310S

(12) **United States Design Patent**
Ciptak et al.

(10) **Patent No.:** **US D656,310 S**
(45) **Date of Patent:** **** Mar. 27, 2012**

(54) **WRIST POUCH**

(75) Inventors: **Valerie M. Ciptak**, Ossining, NY (US);
Justin S. Werner, Severna Park, MD
(US)

(73) Assignee: **Thompson-Weiler Enterprises, LLC**,
Mt. Kisco, NY (US)

(**) Term: **14 Years**

(21) Appl. No.: **29/389,305**

(22) Filed: **Apr. 8, 2011**

(51) **LOC (9) Cl.** **03-01**

(52) **U.S. Cl.** **D3/226**

(58) **Field of Classification Search** D3/215,
D3/224, 226, 247, 248, 232-233, 230; 224/219,
224/222, 267, 240, 236, 268-269, 578
See application file for complete search history.

(56) **References Cited**

U.S. PATENT DOCUMENTS

4,332,338 A * 6/1982 Christiansen 224/222
4,998,653 A * 3/1991 LaBelle 224/578
D398,445 S * 9/1998 Smith D3/226

D413,725 S * 9/1999 Hartmann et al. D3/247
D417,953 S * 12/1999 Guy et al. D3/226
D456,989 S * 5/2002 Carothers et al. D3/226

* cited by examiner

Primary Examiner — Catheri Oliver

(74) *Attorney, Agent, or Firm* — Andrew F. Young, Esq.;
Lackebach Siegel, LLP

(57) **CLAIM**

The ornamental design for a wrist pouch, as shown and described.

DESCRIPTION

FIG. 1 is a front and top perspective view of the wrist pouch of the present invention;

FIG. 2 is a top plan view of FIG. 1.

FIG. 3 is a right side elevation view of FIG. 1.

FIG. 4 is a bottom plan view of FIG. 1;

FIG. 5 is a left side elevation view of FIG. 1.

FIG. 6 is a front elevation view of FIG. 1; and,

FIG. 7 is a rear elevation view of FIG. 1.

No claim is made to the interior surfaces of the protective cover. The phantom and dashed lines in the views form no part of the claimed design and reflect either disclaimed portions of the protective cover surface or are for illustration aids. For example, the zipper is disclaimed as is the side seam shown in dashed lines.

1 Claim, 2 Drawing Sheets




Fig. 1

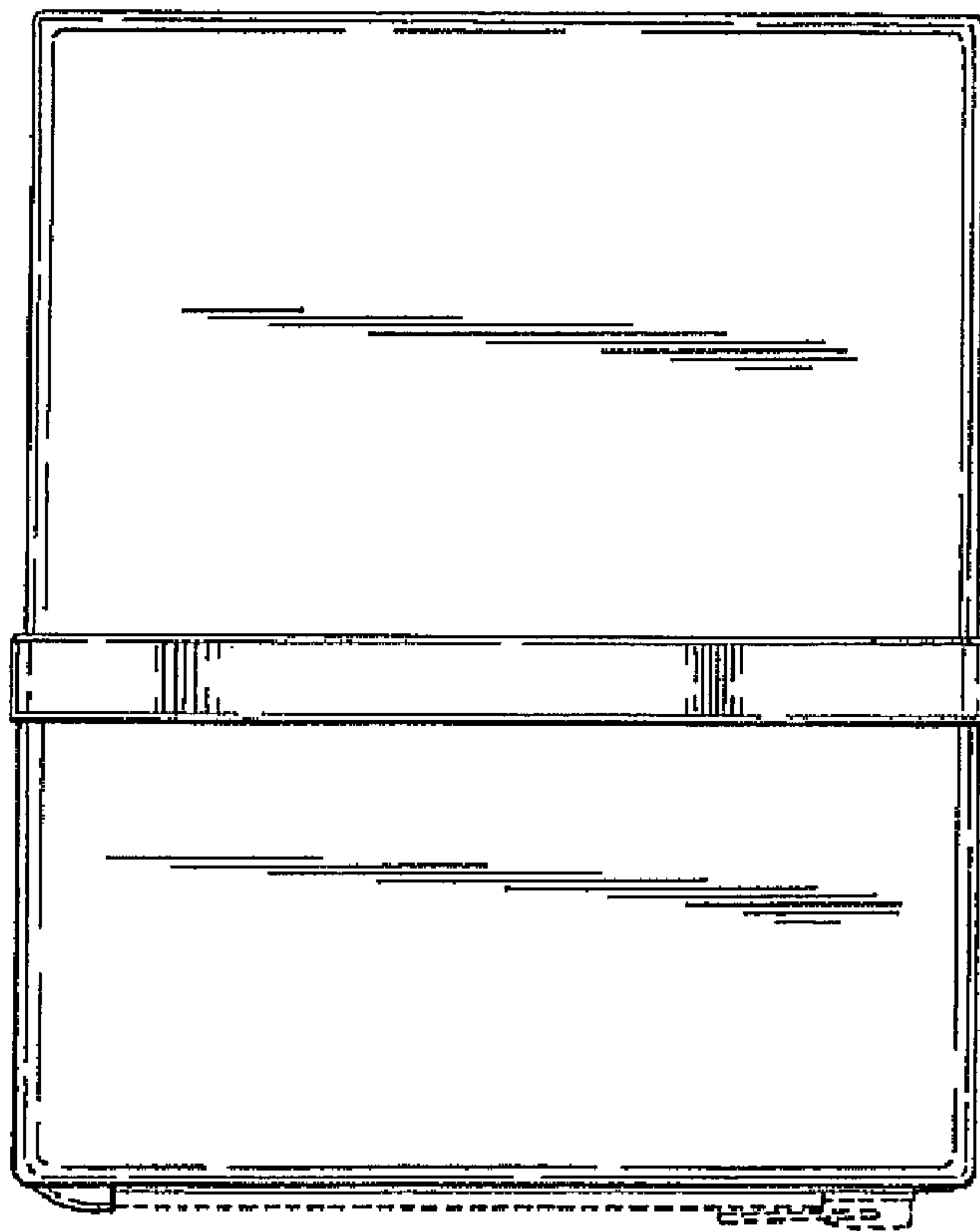
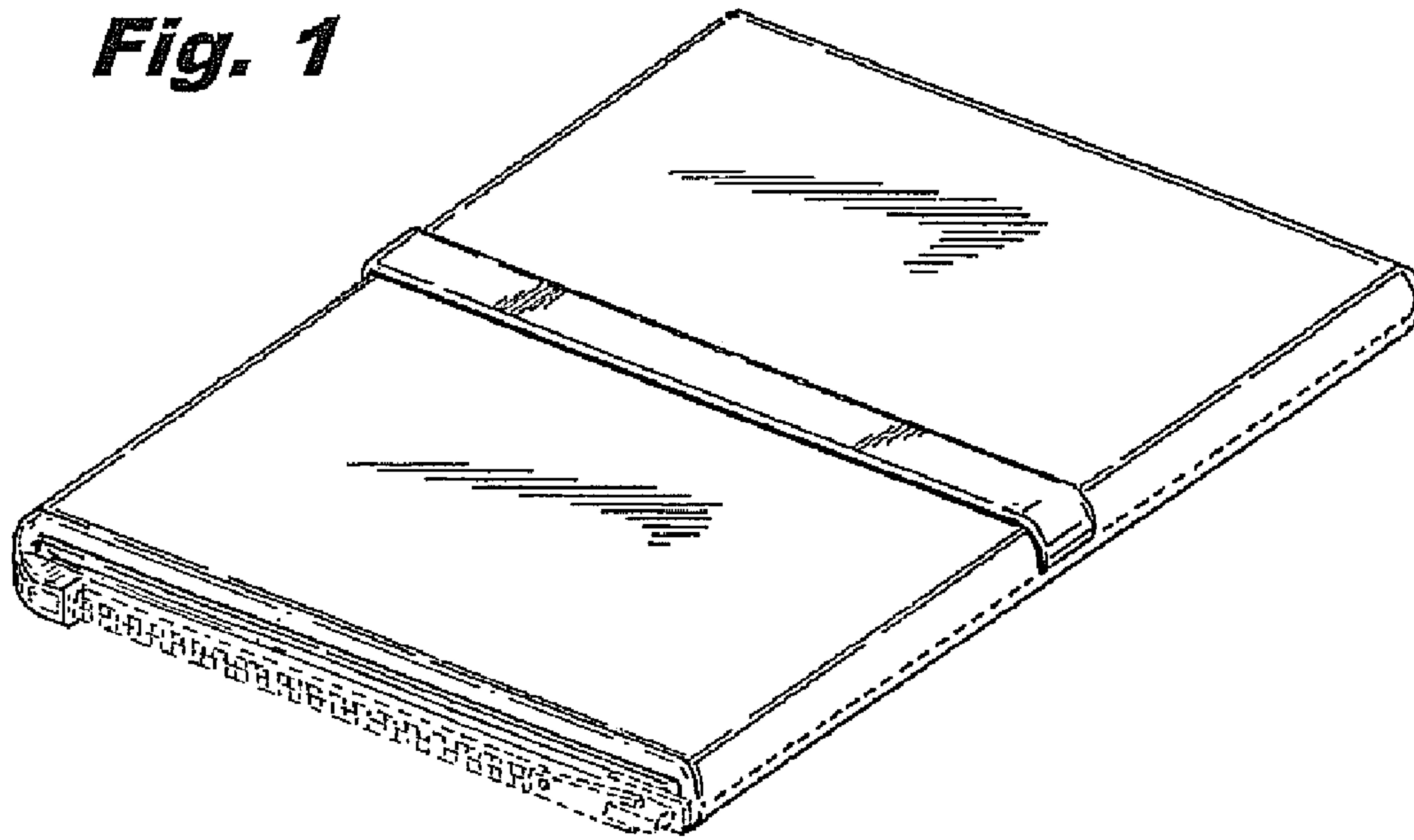


Fig. 2

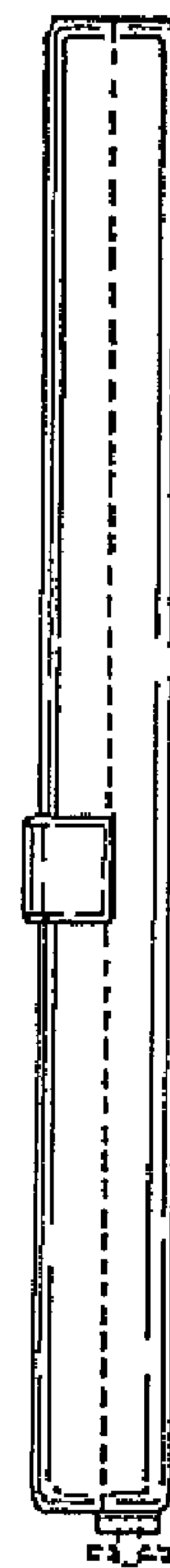


Fig. 3

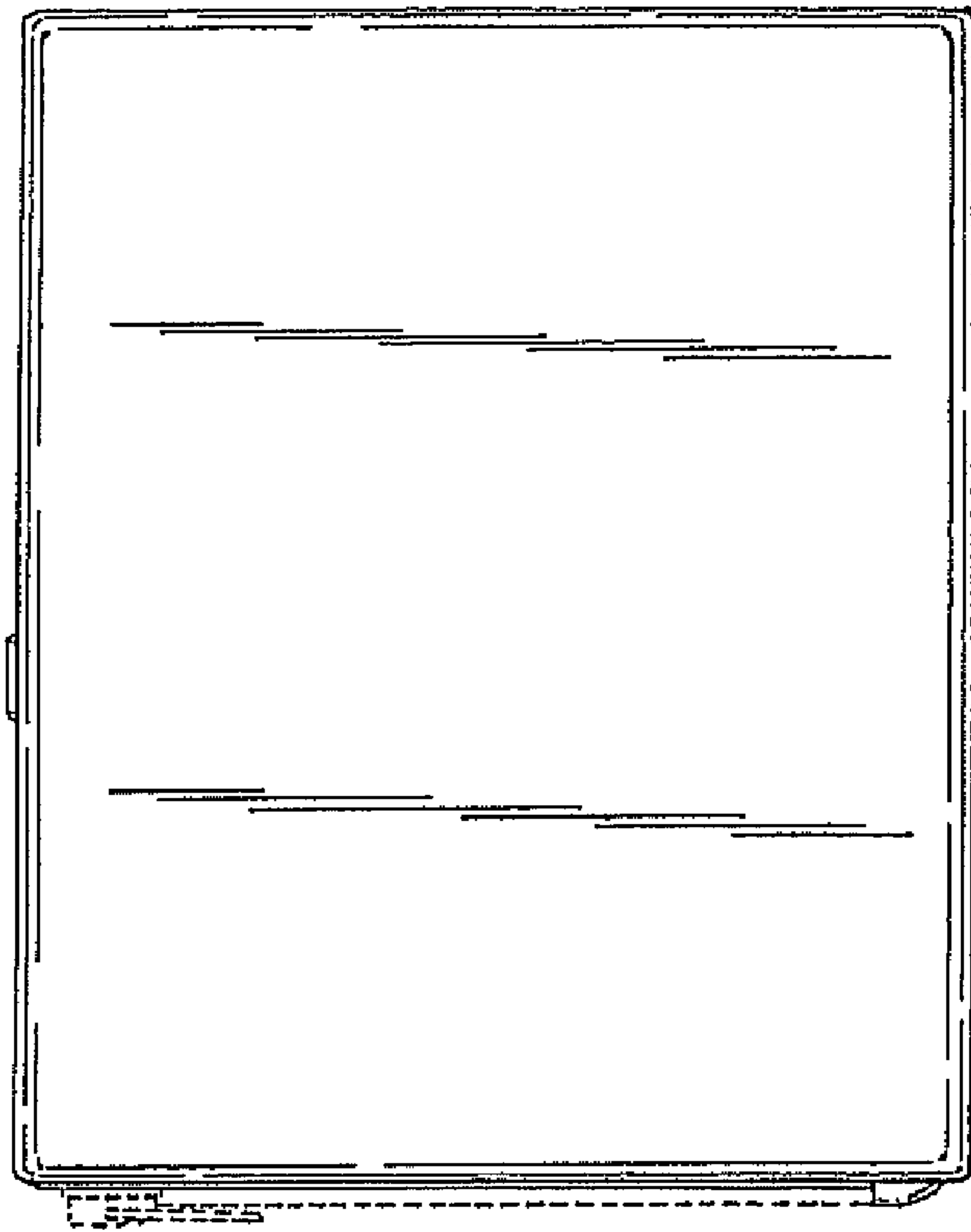


Fig. 4



Fig. 5




Fig. 6



Fig. 7