



US00D656290S

(12) **United States Design Patent**
Anderson et al.

(10) **Patent No.:** **US D656,290 S**
(45) **Date of Patent:** **** Mar. 20, 2012**

(54) **INTEGRATED WINCH HEAD**

(75) Inventors: **Eric Anderson**, Plover, WI (US);
Kawa-She-Queen Okerlund,
Wittenberg, WI (US); **Todd Walstrom**,
Weston, WI (US); **Victor Burmeister**,
Weston, WI (US); **Kyle Osimitz**,
Wausau, WI (US)

(73) Assignee: **Cequent Performance Products, Inc.**,
Plymouth, MI (US)

(**) Term: **14 Years**

(21) Appl. No.: **29/361,465**

(22) Filed: **May 11, 2010**

(51) **LOC (9) Cl.** **12-05**

(52) **U.S. Cl.** **D34/33**

(58) **Field of Classification Search** D34/28,
D34/33; 254/382, 374, 356; 280/490.1;
294/82.11

See application file for complete search history.

6,431,525	B1	8/2002	Roll	
D473,992	S *	4/2003	Hodge	D34/33
D523,208	S *	6/2006	Inglis	D34/33
7,125,032	B2	10/2006	Hopper	
D532,577	S *	11/2006	Elliott et al.	D34/33
7,219,914	B2	5/2007	Huddleston	
D545,524	S *	6/2007	Eriksson	D34/33
7,237,788	B1	7/2007	Norbits	
D550,923	S *	9/2007	Huang et al.	D34/33
D555,874	S *	11/2007	Elliott et al.	D34/33
D556,420	S *	11/2007	Trihey et al.	D34/33
D591,923	S *	5/2009	Freitas et al.	D34/33
D595,921	S *	7/2009	Walstrom et al.	D34/33
D596,369	S *	7/2009	Walstrom et al.	D34/33
D597,105	S *	7/2009	Geisler et al.	D15/9
D599,524	S *	9/2009	Averill et al.	D34/33
D636,143	S *	4/2011	Nagase et al.	D34/33
D640,442	S *	6/2011	Borntrager et al.	D34/33
2010/0148139	A1	6/2010	Anderson et al.	

* cited by examiner

Primary Examiner — Cynthia Ramirez

(74) *Attorney, Agent, or Firm* — McDonald Hopkins LLC

(57) **CLAIM**

The ornamental design of an integrated winch head, as shown and described.

(56) **References Cited**

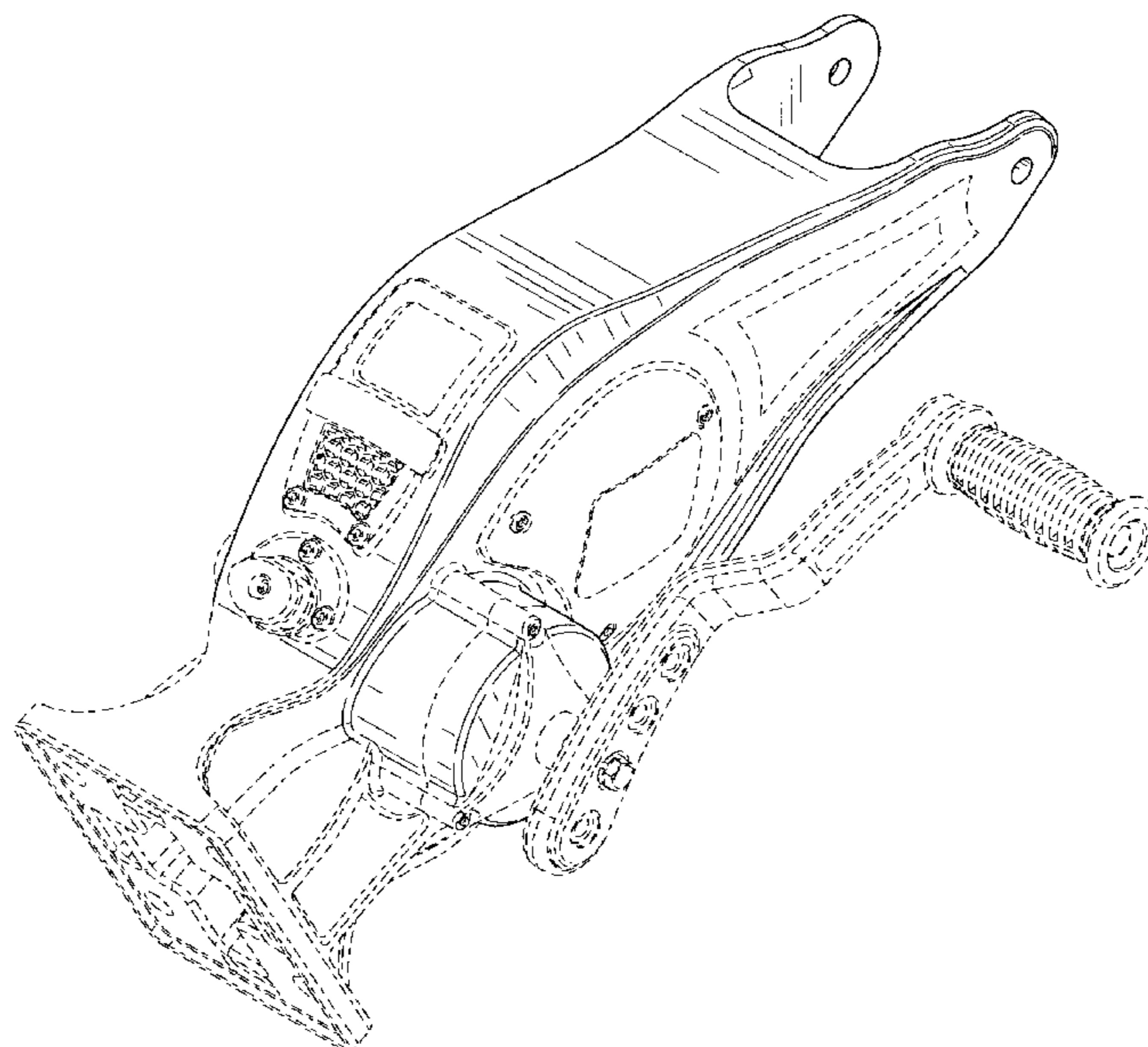
U.S. PATENT DOCUMENTS

3,326,398	A	6/1967	Reed	
3,785,677	A	1/1974	Calkins	
4,463,965	A	8/1984	Lawson	
D278,754	S *	5/1985	Andersson et al.	D34/33
4,687,219	A	8/1987	Renzio	
D298,078	S *	10/1988	Stoker	D34/33
4,802,685	A	2/1989	Godbersen	
4,820,111	A	4/1989	Godbersen	
D309,969	S *	8/1990	Tamura	D34/33
4,986,571	A	1/1991	Godbersen	
5,064,336	A	11/1991	Godbersen	
5,076,603	A	12/1991	Godbersen	
5,273,391	A	12/1993	White	
5,417,447	A	5/1995	Godbersen	

DESCRIPTION

FIG. 1 is a perspective view of an integrated winch head showing our new design; FIG. 2 is a front view thereof; FIG. 3 is a rear view thereof; FIG. 4 is a left side view thereof; FIG. 5 is a right side view thereof; FIG. 6 is a top plan view thereof; and, FIG. 7 is a bottom plan view thereof. The broken lines in the figures are included for the purpose of illustrating portions of the winch head and form no part of the claimed design.

1 Claim, 7 Drawing Sheets



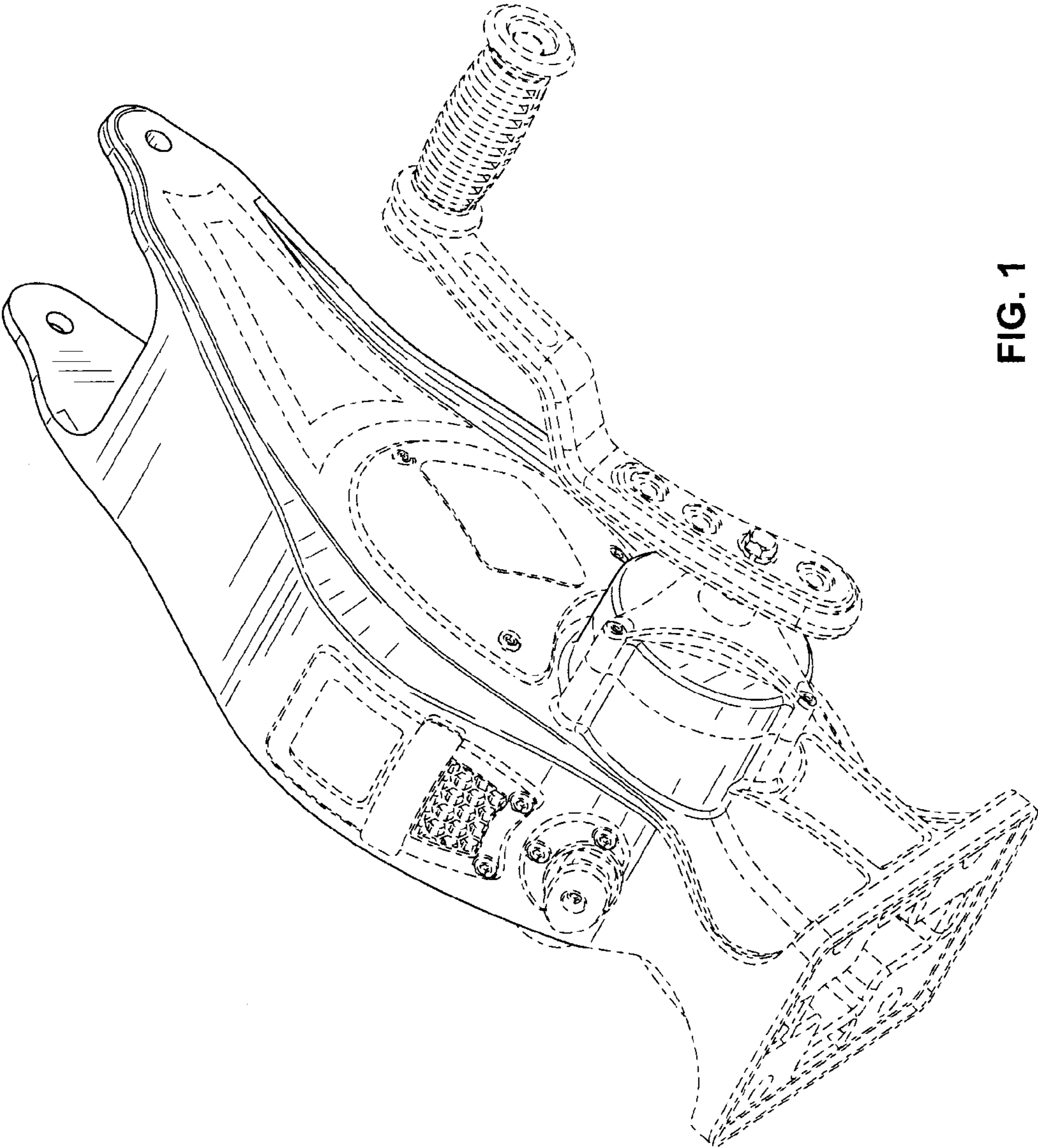


FIG. 1

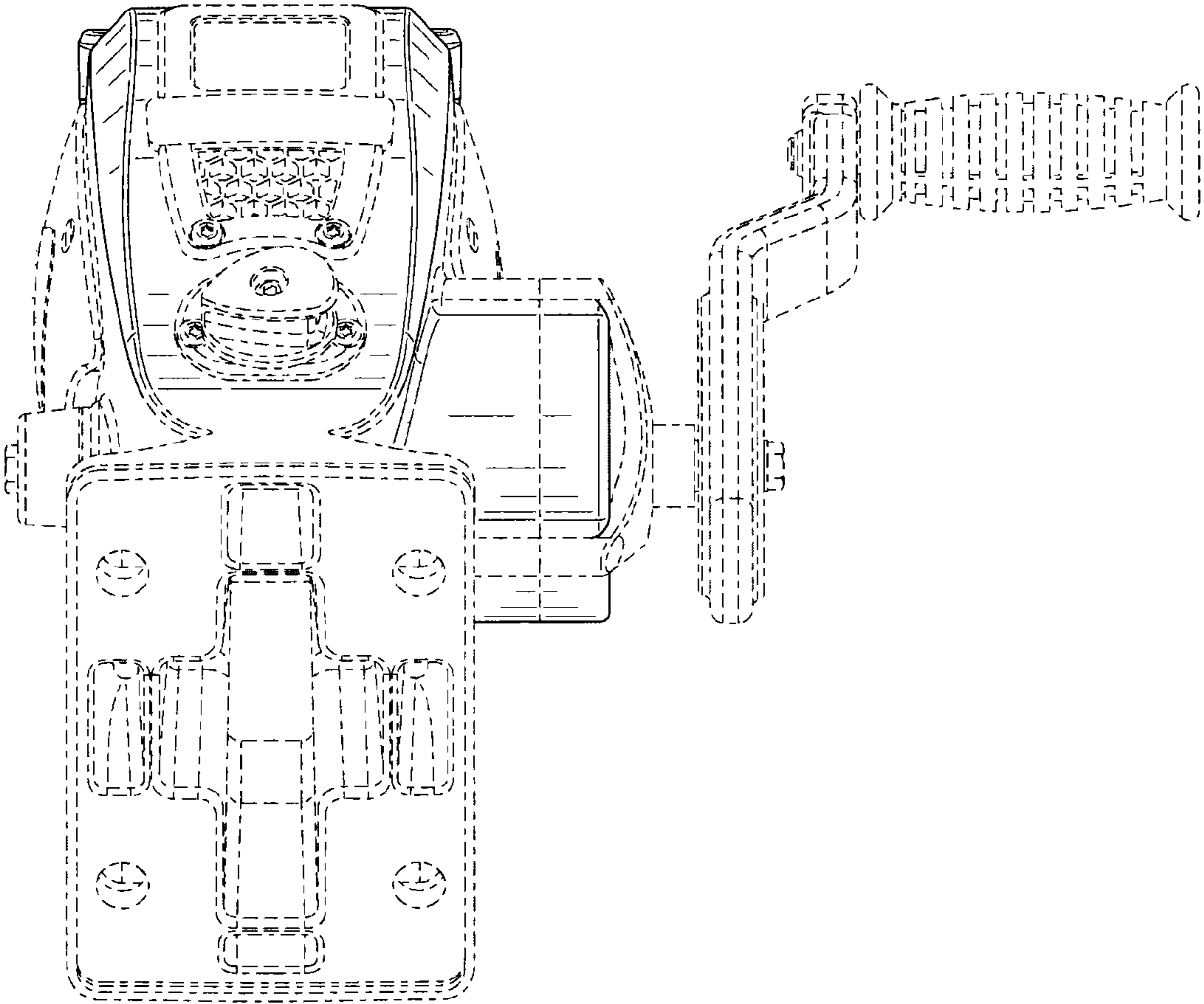


FIG. 2

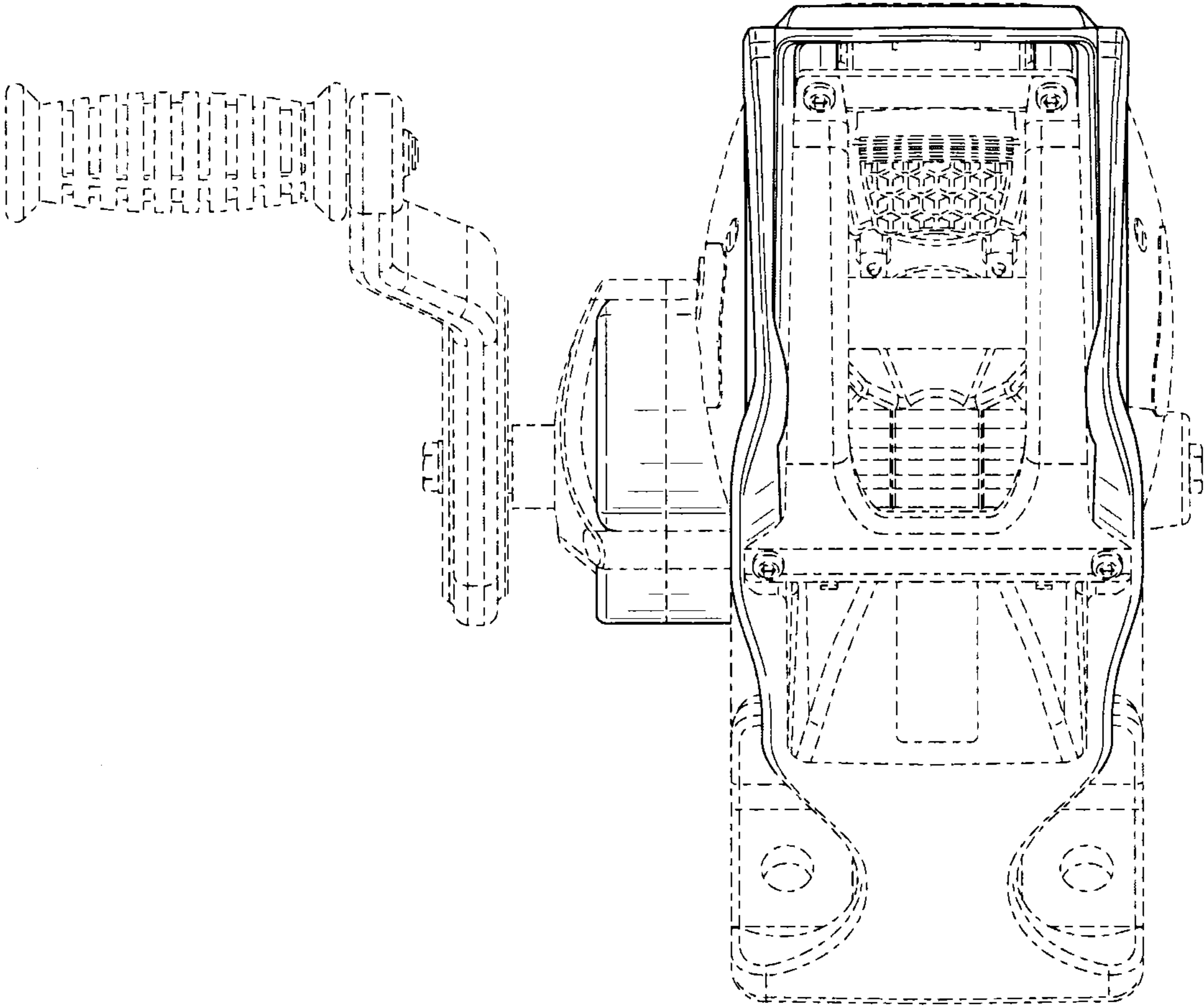


FIG. 3

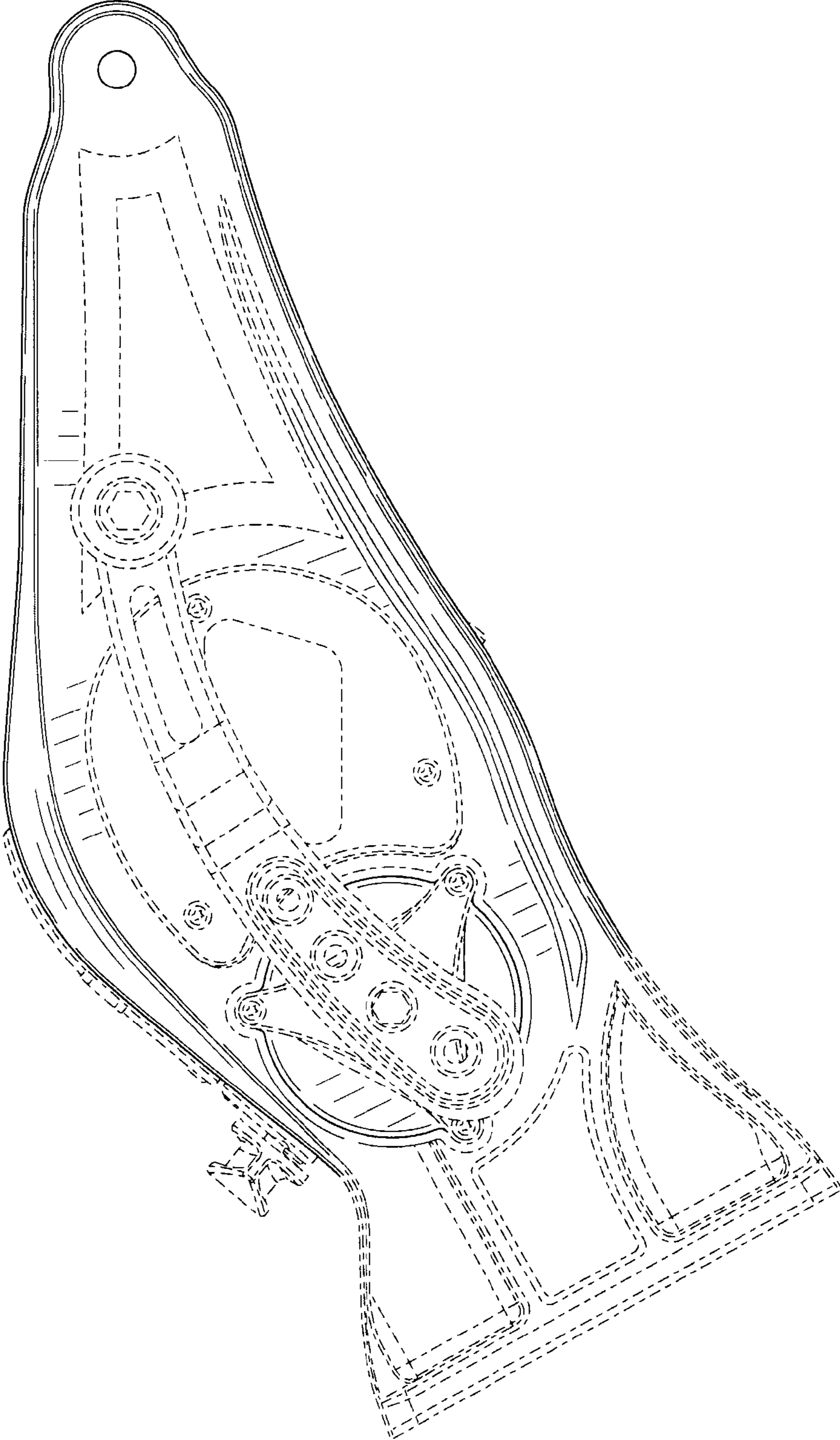


FIG. 4

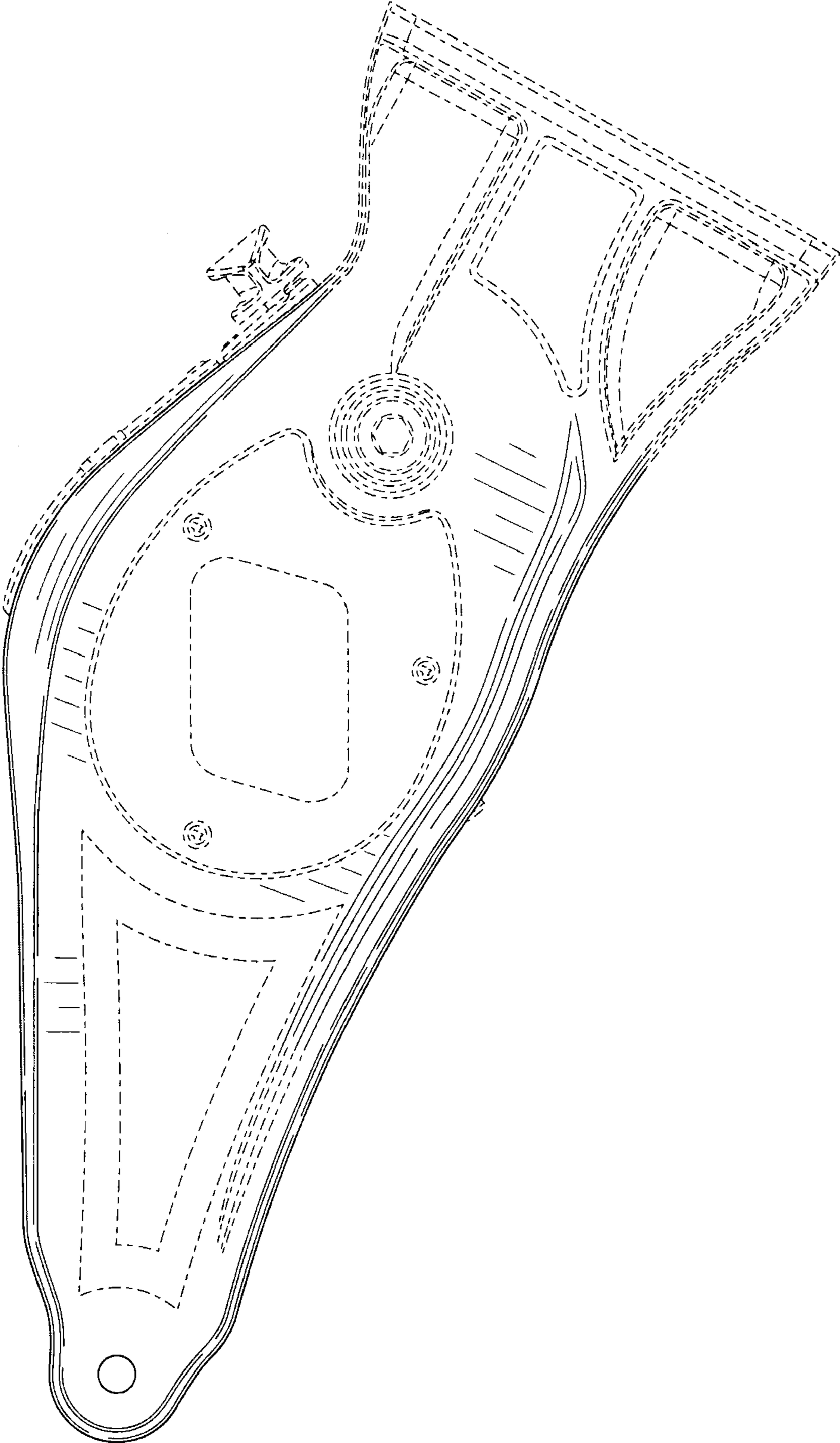


FIG. 5

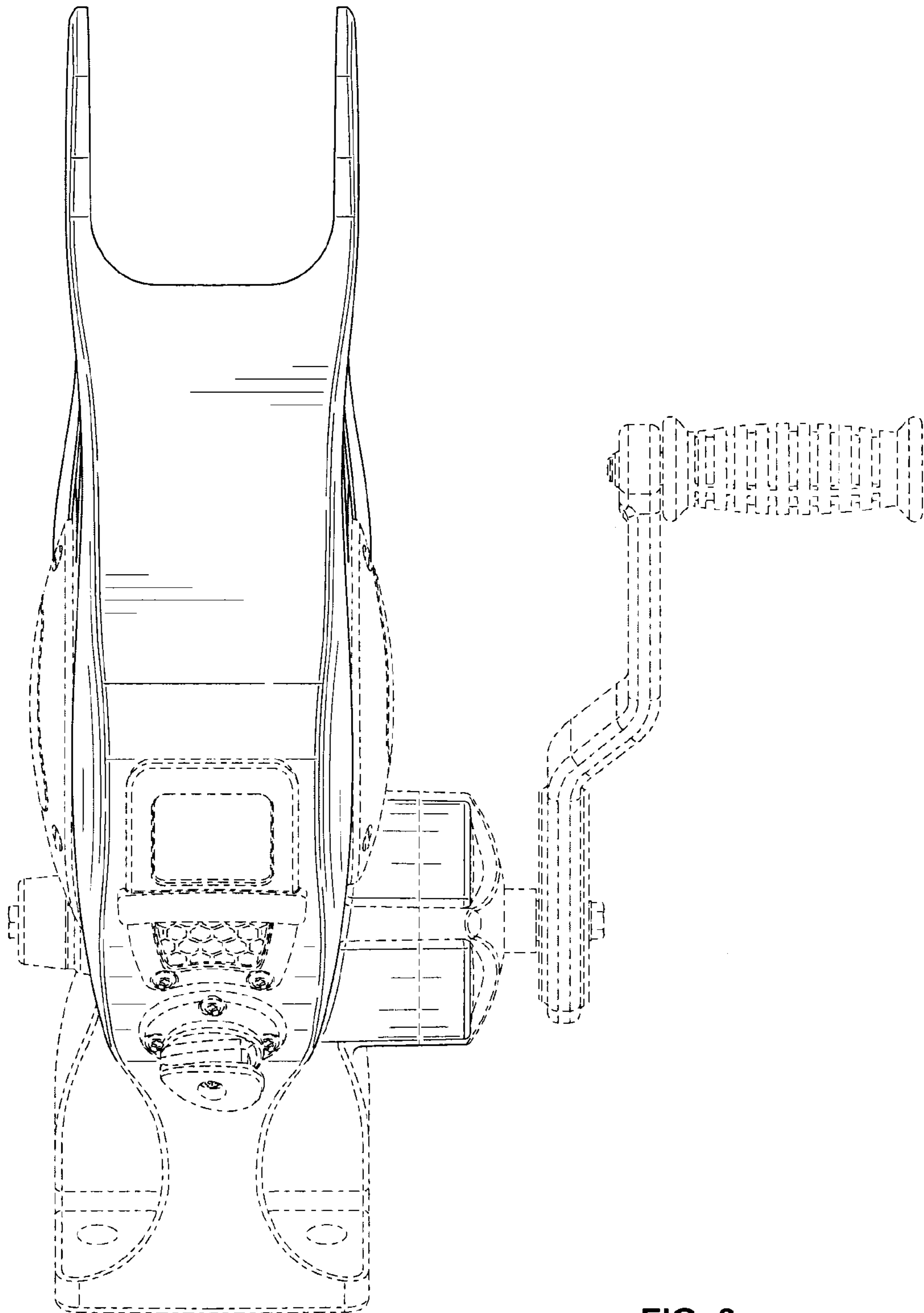


FIG. 6

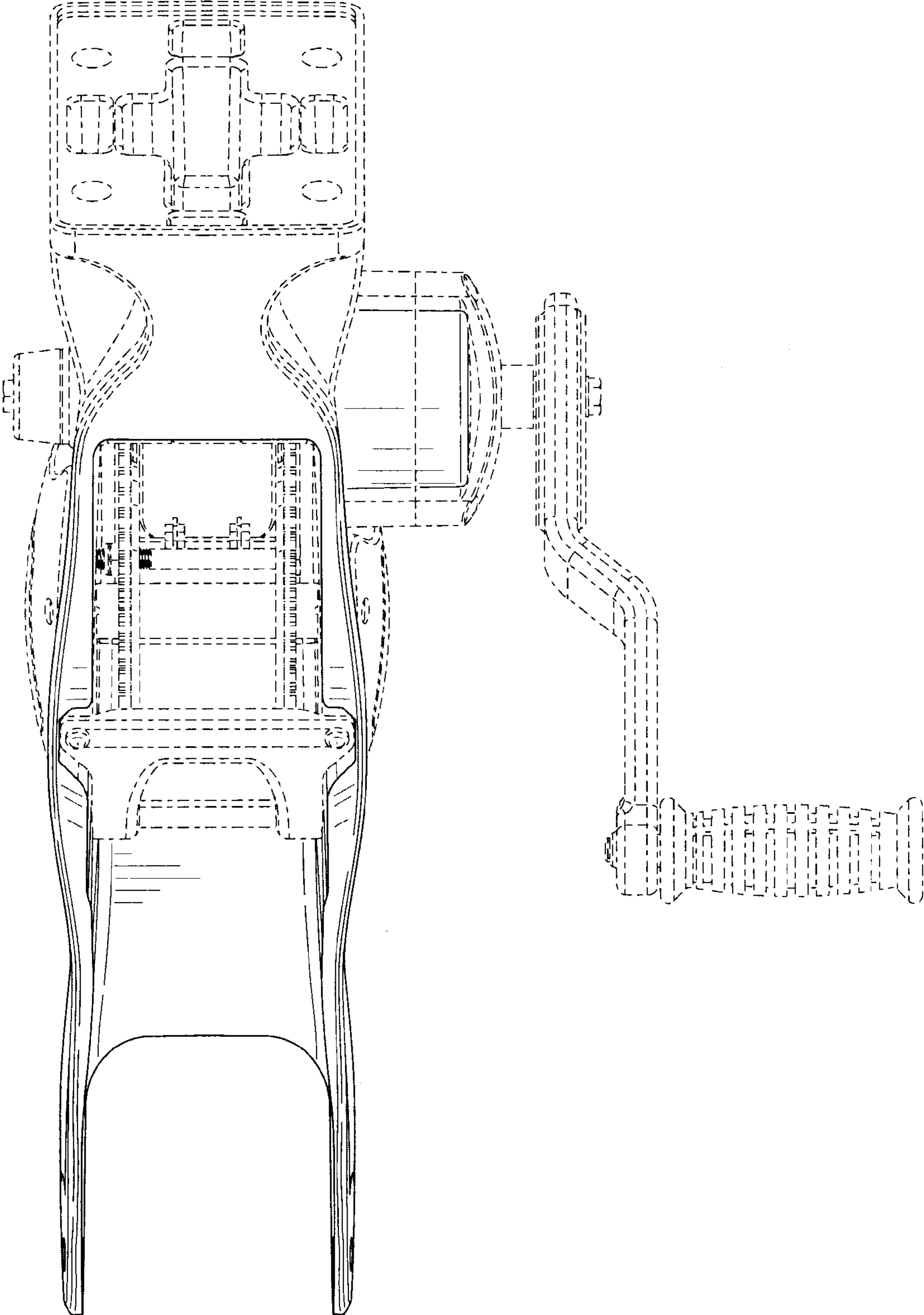


FIG. 7