



US00D656277S

(12) **United States Design Patent**
Mckee

(10) **Patent No.:** **US D656,277 S**
(45) **Date of Patent:** **** Mar. 20, 2012**

(54) **BACK SCRATCHING DEVICE**
(76) Inventor: **Brian A. Mckee**, Carona, CA (US)
(**) Term: **14 Years**
(21) Appl. No.: **29/390,664**
(22) Filed: **Apr. 28, 2011**
(51) **LOC (9) Cl.** **28-99**
(52) **U.S. Cl.** **D28/91.2; D24/214**
(58) **Field of Classification Search** D28/91.2;
15/222, 160; D24/200, 211, 214; 601/143,
601/136-138
See application file for complete search history.

5,787,541 A 8/1998 Chen
D412,365 S * 7/1999 Szabo D24/214
5,983,436 A * 11/1999 Mason et al. 15/222
6,026,531 A * 2/2000 Pruitt 15/160
6,849,055 B1 2/2005 Williams
6,969,362 B2 11/2005 Wang
2009/0118653 A1 5/2009 McCosker
* cited by examiner

Primary Examiner — Jennifer Rivard

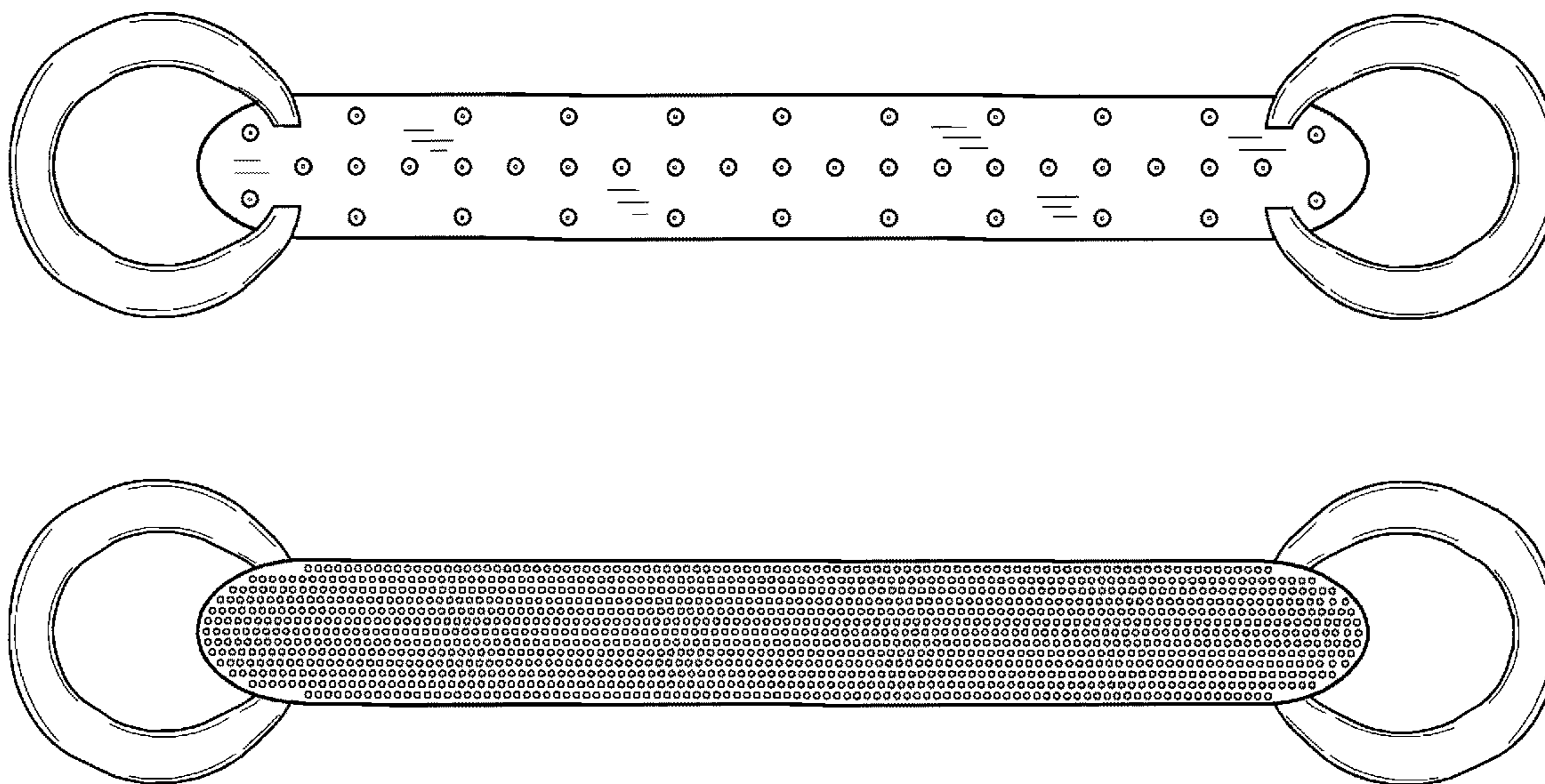
(57) **CLAIM**
The ornamental design for a back scratching device, as shown and described.

DESCRIPTION

FIG. 1 is a front elevational view of a back scratching device showing my new design;
FIG. 2 is a rear elevational view of the back scratching device;
FIG. 3 is a side elevational view of the back scratching device; and,
FIG. 4 is a top plan view of the back scratching device, the opposite side view being a mirror image thereof.

1 Claim, 2 Drawing Sheets

(56) **References Cited**
U.S. PATENT DOCUMENTS
1,232,075 A * 7/1917 Oates 15/222
4,168,704 A * 9/1979 Wessel 601/143
4,892,091 A 1/1990 Sullenger
4,915,096 A * 4/1990 Winstone et al. 601/143
5,545,456 A 8/1996 Suida
5,736,213 A 4/1998 Meier



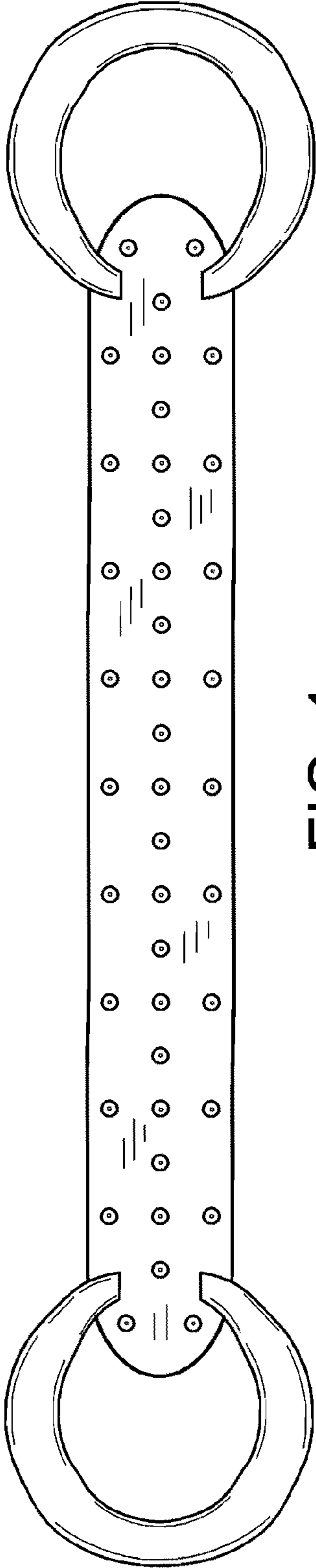


FIG. 1




FIG. 2

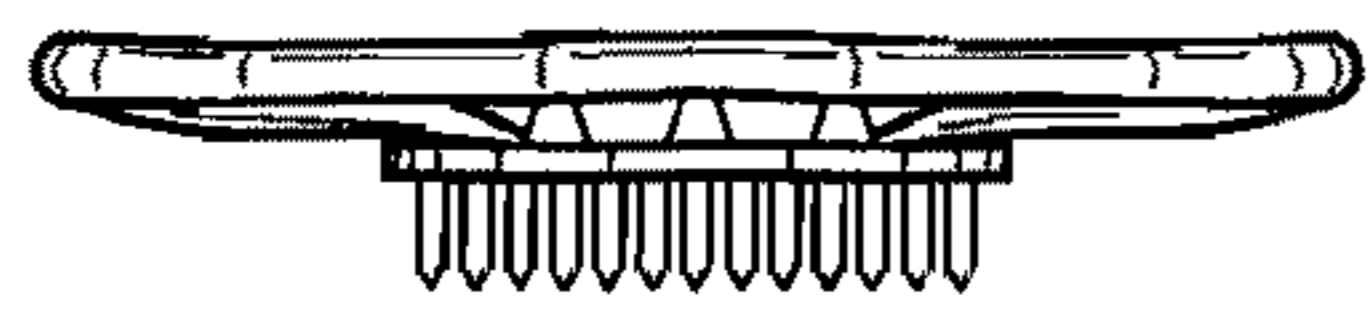


FIG. 3

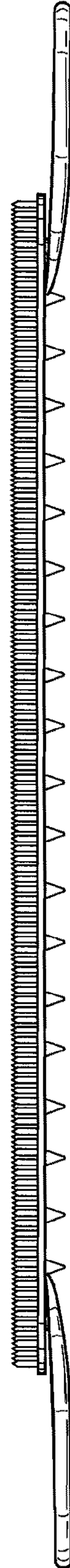


FIG. 4