



US00D656269S

(12) **United States Design Patent**  
**Castagno et al.**

(10) **Patent No.:** **US D656,269 S**

(45) **Date of Patent:** **\*\* \*Mar. 20, 2012**

(54) **HAIR TREATMENT APPLICATOR**

(76) Inventors: **Robert David Castagno**, Warren, NJ  
(US); **William J. Coleman**, Green Pond,  
NJ (US)

(\*) Notice: This patent is subject to a terminal disclaimer.

(\*\*) Term: **14 Years**

(21) Appl. No.: **29/364,995**

(22) Filed: **Jul. 1, 2010**

**Related U.S. Application Data**

(63) Continuation of application No. 11/414,285, filed on  
Apr. 28, 2006, now Pat. No. 7,779,847.

(51) **LOC (9) Cl.** ..... **28-03**

(52) **U.S. Cl.** ..... **D28/7**

(58) **Field of Classification Search** ..... D28/7,  
D28/8, 20-22, 30-31, 76, 85, 99; 132/108,  
132/202, 208, 317, 320; 401/202-207, 261-267;  
D4/132-135; D24/119; D7/361, 395, 688  
See application file for complete search history.

(56) **References Cited**

**U.S. PATENT DOCUMENTS**

2,099,030	A	11/1937	Morrison	
D118,810	S	2/1940	Berry	
2,591,301	A	4/1952	Schacht	
2,699,565	A	1/1955	Brough	
3,065,485	A	11/1962	Solaini	
4,155,139	A *	5/1979	Corcoran	15/244.1
4,856,136	A *	8/1989	Janssen	15/244.3

5,042,512	A	8/1991	Knight	
5,433,225	A	7/1995	Liggett et al.	
5,655,551	A	8/1997	Knight	
D405,614	S *	2/1999	Geardino et al.	D4/135
D407,526	S *	3/1999	Weiler et al.	D28/7
6,684,887	B2 *	2/2004	Alexander	132/112
7,185,385	B2	3/2007	Kohler	
2007/0119472	A1 *	5/2007	West	132/208
2008/0053474	A2 *	3/2008	Castagno et al.	132/320
2010/0095974	A1 *	4/2010	Laje	132/208

**FOREIGN PATENT DOCUMENTS**

WO WO 2007 / 089525 A2 8/2007

**OTHER PUBLICATIONS**

Burmax Co. Inc. Product Catalog Apr. 1968.

\* cited by examiner

*Primary Examiner* — Zenia Bennett

(74) *Attorney, Agent, or Firm* — Gearhart Law, LLC

(57) **CLAIM**

The ornamental design for a hair treatment applicator, as shown and described.

**DESCRIPTION**

FIG. 1 is a perspective view of the; a hair treatment applicator showing our new design.

FIG. 2 is a top view thereof;

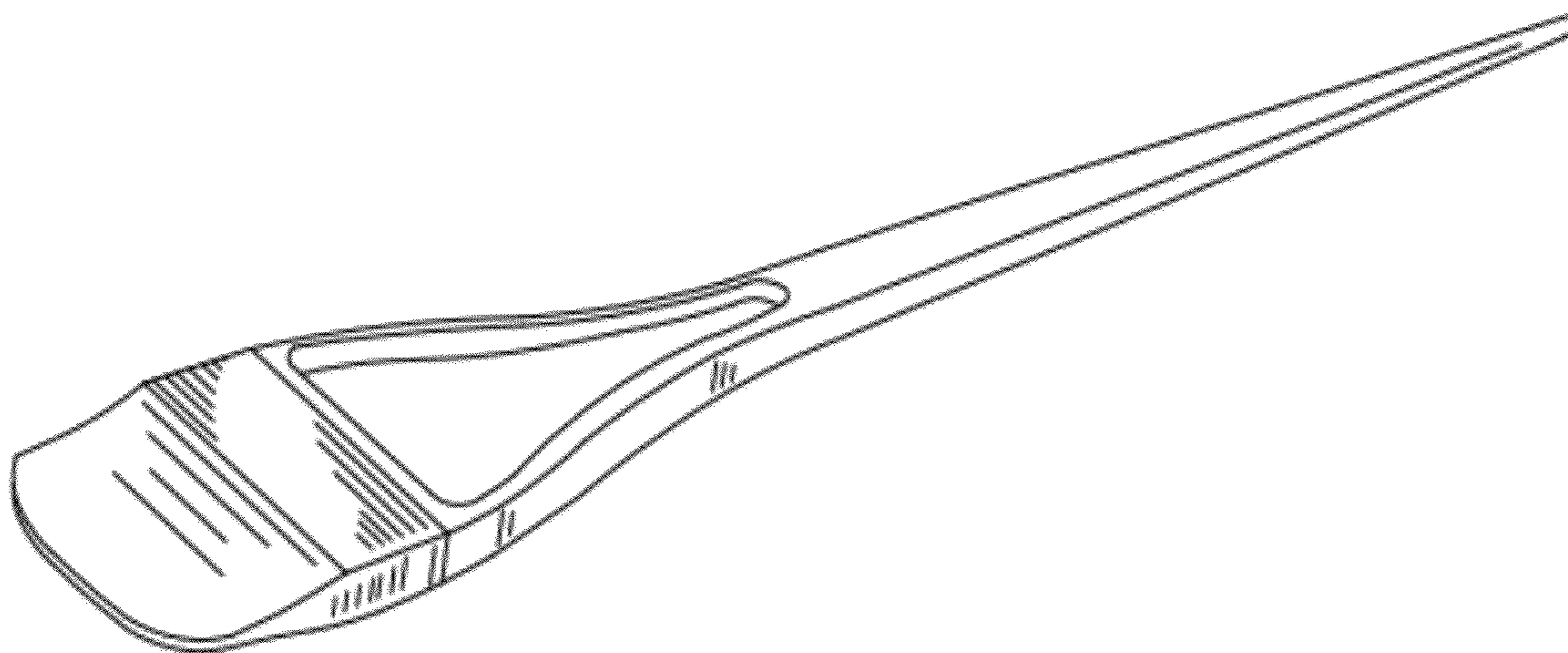
FIG. 3 is a cross-sectional view thereof;

FIG. 4 is a rear view thereof; and,

FIG. 5 is a side view thereof, and wherein the other side view is a mirror image.

The bottom portion of the applicator not shown in the drawings does not form part of the claim.

**1 Claim, 2 Drawing Sheets**



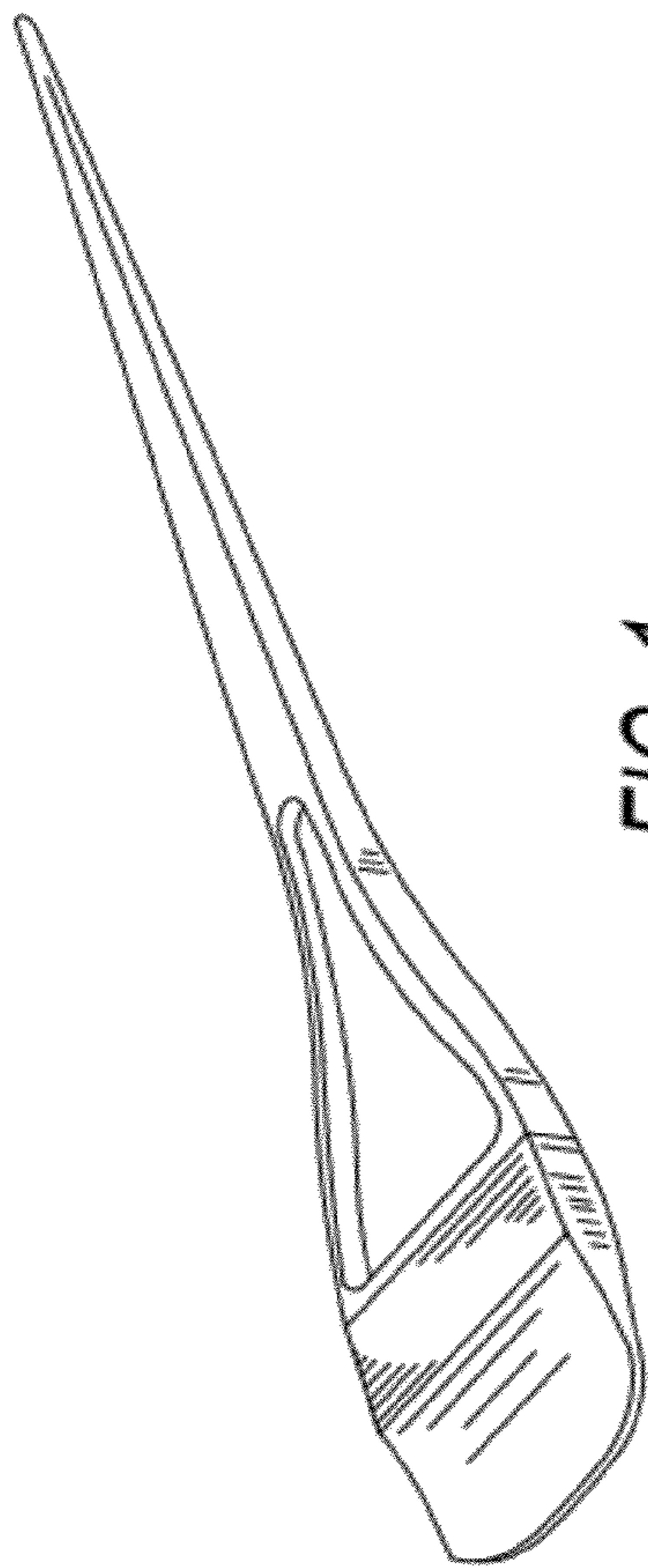


FIG. 1




FIG. 2



FIG. 3




FIG. 4



FIG. 5