



US00D656242S

(12) **United States Design Patent**  
**MacDonald et al.**

(10) **Patent No.:** **US D656,242 S**  
(45) **Date of Patent:** **\*\* Mar. 20, 2012**

- (54) **LANDSCAPING BLOCK**
- (75) Inventors: **Robert A. MacDonald**, Plymouth, MN (US); **Stephen Tyson Homeyer**, Argyle, TX (US)
- (73) Assignee: **Keystone Retaining Wall Systems, Inc.**, Bloomington, MN (US)
- (\*\*) Term: **14 Years**
- (21) Appl. No.: **29/386,465**
- (22) Filed: **Mar. 1, 2011**
- (51) **LOC (9) Cl.** ..... **25-01**
- (52) **U.S. Cl.** ..... **D25/113**
- (58) **Field of Classification Search** ..... D25/102-118, D25/136, 138, 140, 151, 152, 153, 156-162, D25/164; D21/484-491, 499-504; 405/16, 405/284, 286; 52/503-505, 574, 575, 596-612; 404/27-42

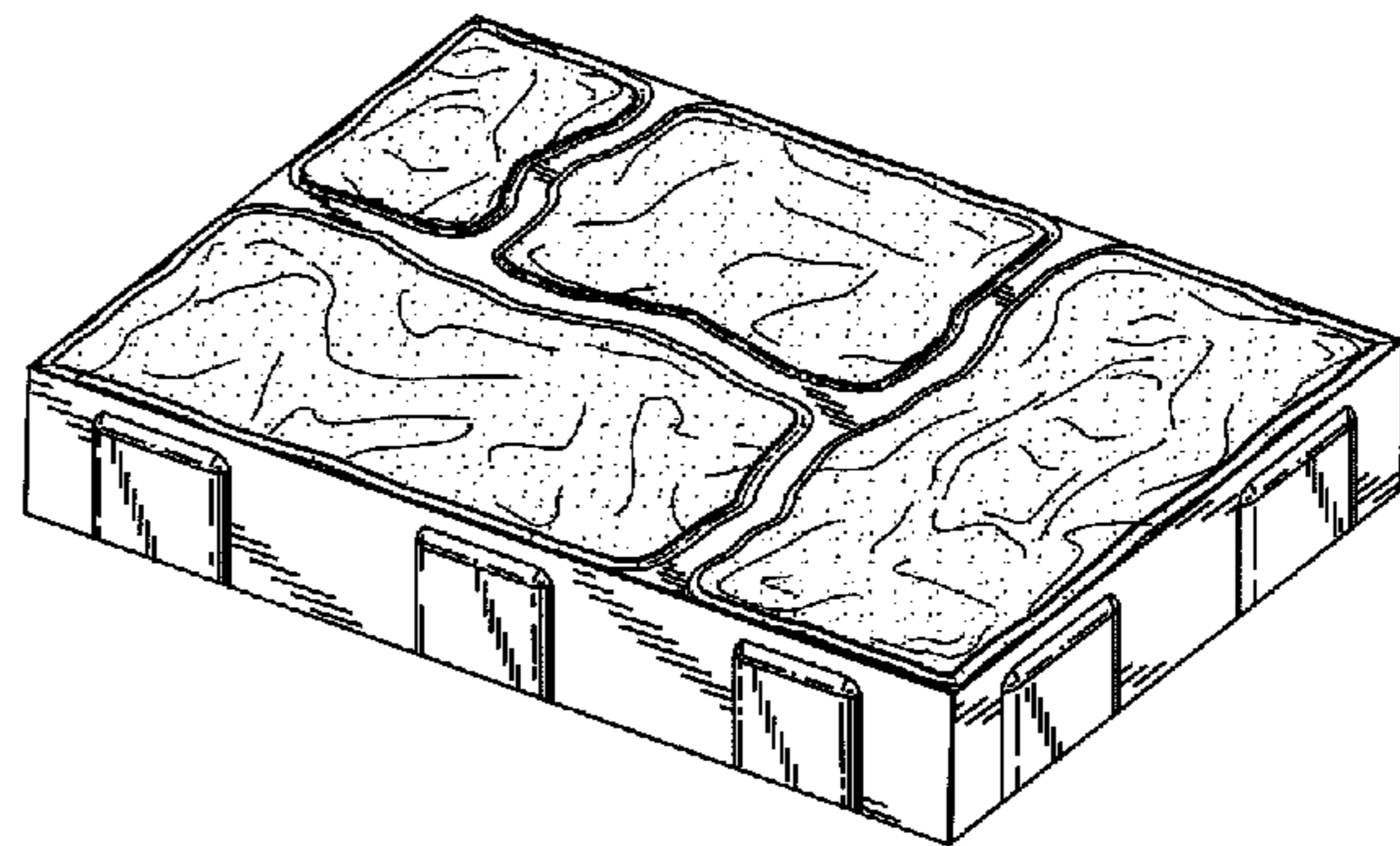
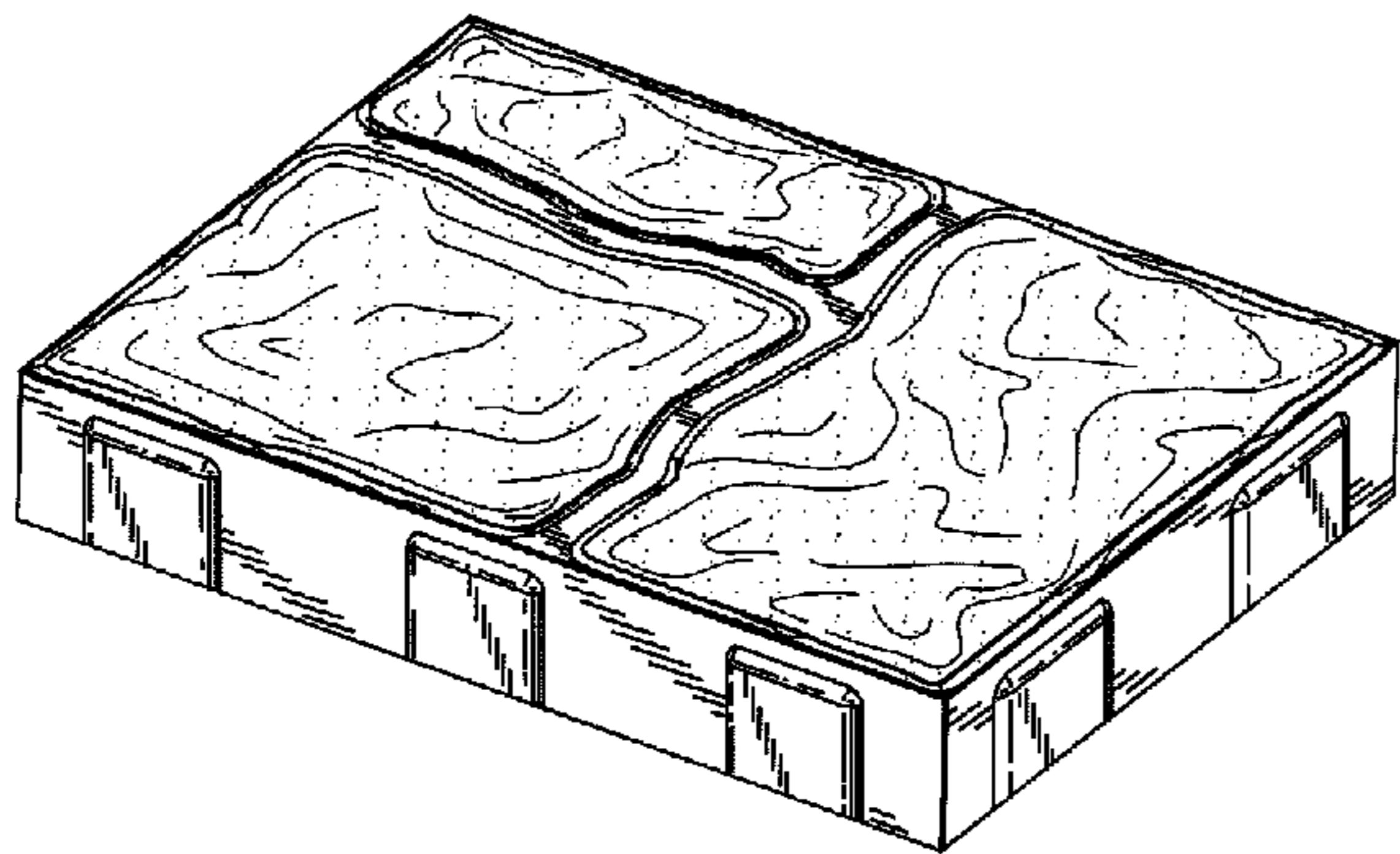
See application file for complete search history.

(56) **References Cited**

**U.S. PATENT DOCUMENTS**

2,577,215	A *	12/1951	Smith et al.	52/314
3,350,827	A *	11/1967	Sugar	52/389
D278,934	S	5/1985	Scheiwiller	
4,627,764	A	12/1986	Scheiwiller	
4,773,790	A	9/1988	Hagenah	
D317,208	S *	5/1991	Scheiwiller	D25/113
5,051,023	A	9/1991	Yoshida et al.	
5,230,584	A	7/1993	Grossman	
5,281,047	A	1/1994	Skaug	
5,466,089	A	11/1995	Jurik	
5,496,129	A	3/1996	Dubé	
5,503,498	A	4/1996	Scheiwiller	
5,533,827	A	7/1996	Scheiwiller	
5,568,994	A	10/1996	Dawson	
5,601,384	A	2/1997	Dawson	
D380,560	S	7/1997	Forsberg	
D381,086	S	7/1997	Forsberg	
5,651,912	A *	7/1997	Mitsumoto et al.	249/134
D384,168	S	9/1997	Stevenson	
D387,434	S	12/1997	Dawson	
D389,926	S *	1/1998	Barth et al.	D25/113
D397,230	S	8/1998	Forsberg	

D397,802	S	9/1998	Terry	
D397,808	S	9/1998	Dawson	
D399,978	S	10/1998	Barth et al.	
5,865,006	A	2/1999	Dawson	
5,884,445	A	3/1999	Woolford	
5,902,069	A	5/1999	Barth et al.	
5,913,790	A	6/1999	Dawson	
D430,308	S	8/2000	Dawson	
D431,305	S	9/2000	Barth et al.	
6,149,352	A	11/2000	MacDonald	
D434,857	S	12/2000	Scheiwiller	
D439,677	S	3/2001	Mattox	
D442,703	S	5/2001	Fifield	
D464,147	S	10/2002	Van Cauwenbergh	
6,536,988	B2	3/2003	Geiger	
6,536,994	B2	3/2003	Race	
6,615,561	B2	9/2003	MacDonald et al.	
D488,242	S	4/2004	MacDonald	
D488,568	S	4/2004	MacDonald	
D488,569	S	4/2004	Dawson	
D490,542	S	5/2004	MacDonald	
6,821,058	B1	11/2004	Dawson	
D501,935	S	2/2005	Dawson et al.	
6,854,231	B2	2/2005	MacDonald et al.	
D505,733	S	5/2005	Castonguay et al.	
6,939,077	B1	9/2005	Hart	
D510,443	S	10/2005	Von Langsdorff	
D511,012	S	10/2005	Von Langsdorff	
D521,592	S	5/2006	Von Langsdorff	
D526,066	S	8/2006	Schneider	
7,160,052	B2	1/2007	Weiss, Jr. et al.	
7,168,218	B2	1/2007	Spratlen et al.	
7,168,892	B1	1/2007	MacDonald et al.	
D540,954	S	4/2007	Bouchard	
7,220,078	B2	5/2007	Drost et al.	
D547,882	S	7/2007	Metten	
D555,810	S *	11/2007	Strand	D25/118
D574,087	S	7/2008	Bouchard	
D574,514	S	8/2008	Bouchard	
D574,515	S	8/2008	Bouchard	
D574,516	S	8/2008	Bouchard	
D582,056	S	12/2008	Plies	
D582,057	S	12/2008	Plies	
D601,267	S	9/2009	Merault	
D602,604	S	10/2009	Harris	
D604,431	S *	11/2009	Thomassen	D25/113
D609,369	S	2/2010	Buch	
D610,710	S	2/2010	LaCroix et al.	
D618,364	S	6/2010	Schrom et al.	
D620,616	S *	7/2010	Ciccarello	D25/113
D621,070	S	8/2010	MacDonald et al.	
D622,419	S *	8/2010	King	D25/151
7,850,394	B2	12/2010	Schröder	



D639,454 S	6/2011	Thomassen
2006/0110223 A1	5/2006	Dawson
2008/0277561 A1	11/2008	MacDonald
2008/0289282 A1	11/2008	MacDonald
2008/0307740 A1	12/2008	MacDonald
2009/0120029 A1	5/2009	LaCroix et al.
2009/0188196 A1	7/2009	MacDonald
2009/0308015 A1	12/2009	MacDonald et al.
2011/0072753 A1	3/2011	MacDonald

OTHER PUBLICATIONS

U.S. Appl. No. 13/039,924, filed Mar. 3, 2011 (62 pages).  
 U.S. Appl. No. 13/037,685, filed Mar. 1, 2011 (59 pages).  
 U.S. Appl. No. 29/366,124, filed Jul. 20, 2010 (59 pages).

\* cited by examiner

*Primary Examiner* — Anhdao Doan

(74) *Attorney, Agent, or Firm* — Popovich, Wiles & O’Connell, P.A.

(57) **CLAIM**


The ornamental design for a landscaping block, as shown and described.

**DESCRIPTION**


FIG. 1 is a front perspective view of an embodiment of a landscaping block according to my new design.  
 FIG. 2 is a front plan view of the landscaping block of FIG. 1.  
 FIG. 3 is a back plan view of the landscaping block of FIG. 1.  
 FIG. 4 is a top plan view of the landscaping block of FIG. 1.  
 FIG. 5 is a bottom plan view of the landscaping block of FIG. 1.  
 FIG. 6 is a left side plan view of the landscaping block of FIG. 1.  
 FIG. 7 is a right side plan view of the landscaping block of FIG. 1.  
 FIG. 8 is a front perspective view of an embodiment of a landscaping block according to my new design.  
 FIG. 9 is a front plan view of the landscaping block of FIG. 8.  
 FIG. 10 is a back plan view of the landscaping block of FIG. 8.  
 FIG. 11 is a top plan view of the landscaping block of FIG. 8.  
 FIG. 12 is a bottom plan view of the landscaping block of FIG. 8.  
 FIG. 13 is a left side plan view of the landscaping block of FIG. 8.  
 FIG. 14 is a right side plan view of the landscaping block of FIG. 8.  
 FIG. 15 is a front perspective view of an embodiment of a landscaping block according to my new design.  
 FIG. 16 is a front plan view of the landscaping block of FIG. 15.

FIG. 17 is a back plan view of the landscaping block of FIG. 15.  
 FIG. 18 is a top plan view of the landscaping block of FIG. 15.  
 FIG. 19 is a bottom plan view of the landscaping block of FIG. 15.  
 FIG. 20 is a left side plan view of the landscaping block of FIG. 15.  
 FIG. 21 is a right side plan view of the landscaping block of FIG. 15.  
 FIG. 22 is a front perspective view of an embodiment of a landscaping block according to my new design.  
 FIG. 23 is a front plan view of the landscaping block of FIG. 22.  
 FIG. 24 is a back plan view of the landscaping block of FIG. 22.  
 FIG. 25 is a top plan view of the landscaping block of FIG. 22.  
 FIG. 26 is a bottom plan view of the landscaping block of FIG. 22.  
 FIG. 27 is a left side plan view of the landscaping block of FIG. 22.  
 FIG. 28 is a right side plan view of the landscaping block of FIG. 22.  
 FIG. 29 is a front perspective view of an embodiment of a landscaping block according to my new design.  
 FIG. 30 is a front plan view of the landscaping block of FIG. 29.  
 FIG. 31 is a back plan view of the landscaping block of FIG. 29.  
 FIG. 32 is a top plan view of the landscaping block of FIG. 29.  
 FIG. 33 is a bottom plan view of the landscaping block of FIG. 29.  
 FIG. 34 is a left side plan view of the landscaping block of FIG. 29.  
 FIG. 35 is a right side plan view of the landscaping block of FIG. 29.  
 FIG. 36 is a front perspective view of an embodiment of a landscaping block according to my new design.  
 FIG. 37 is a front plan view of the landscaping block of FIG. 36.  
 FIG. 38 is a back plan view of the landscaping block of FIG. 36.  
 FIG. 39 is a top plan view of the landscaping block of FIG. 36.  
 FIG. 40 is a bottom plan view of the landscaping block of FIG. 36.  
 FIG. 41 is a left side plan view of the landscaping block of FIG. 36; and,  
 FIG. 42 is a right side plan view of the landscaping block of FIG. 36.


**1 Claim, 12 Drawing Sheets**



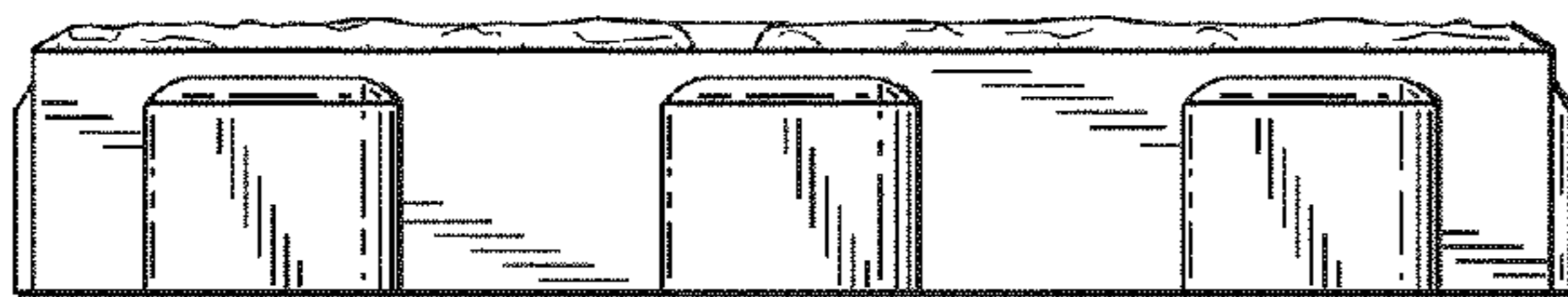
*Fig. 1*



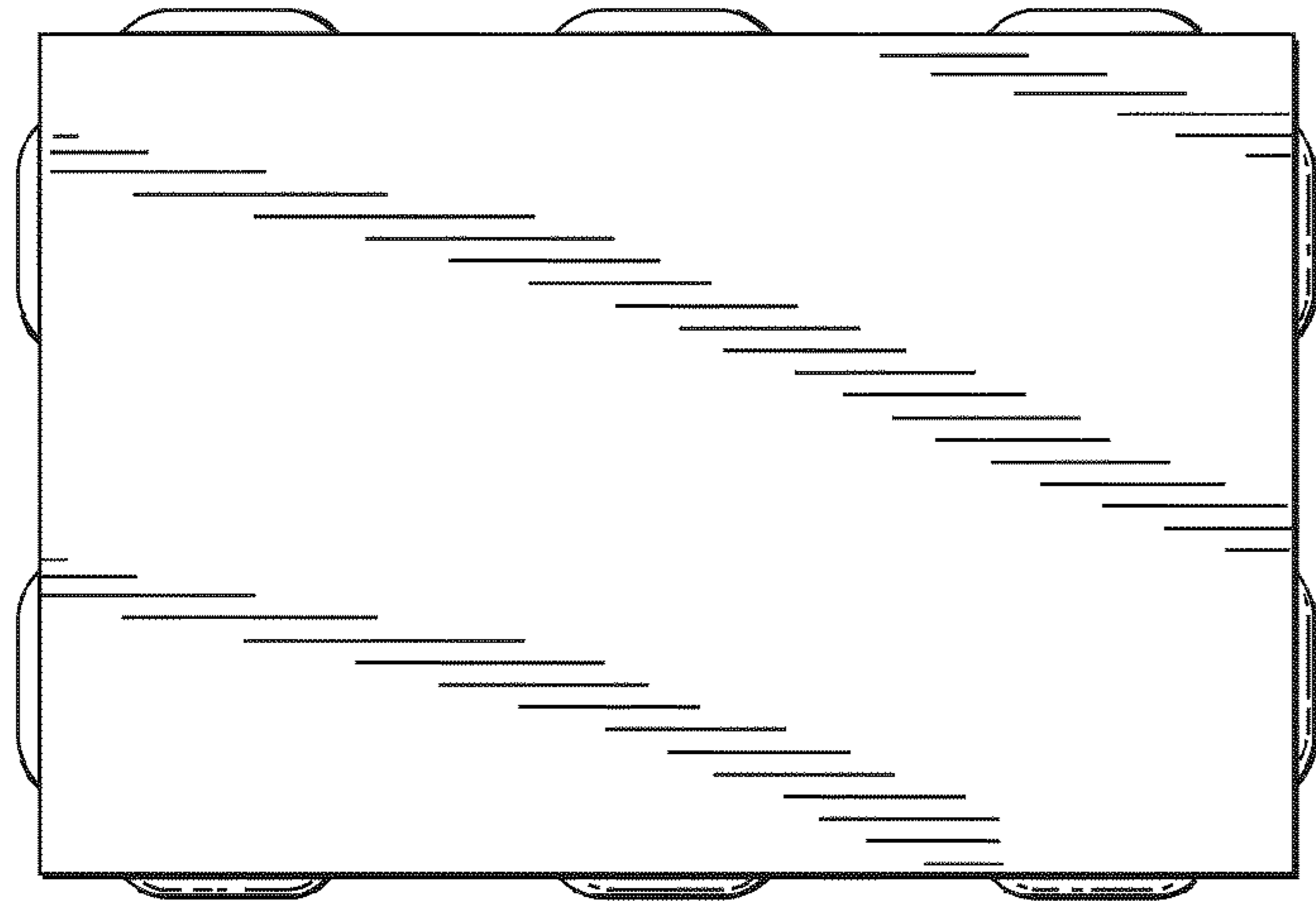
*Fig. 2*



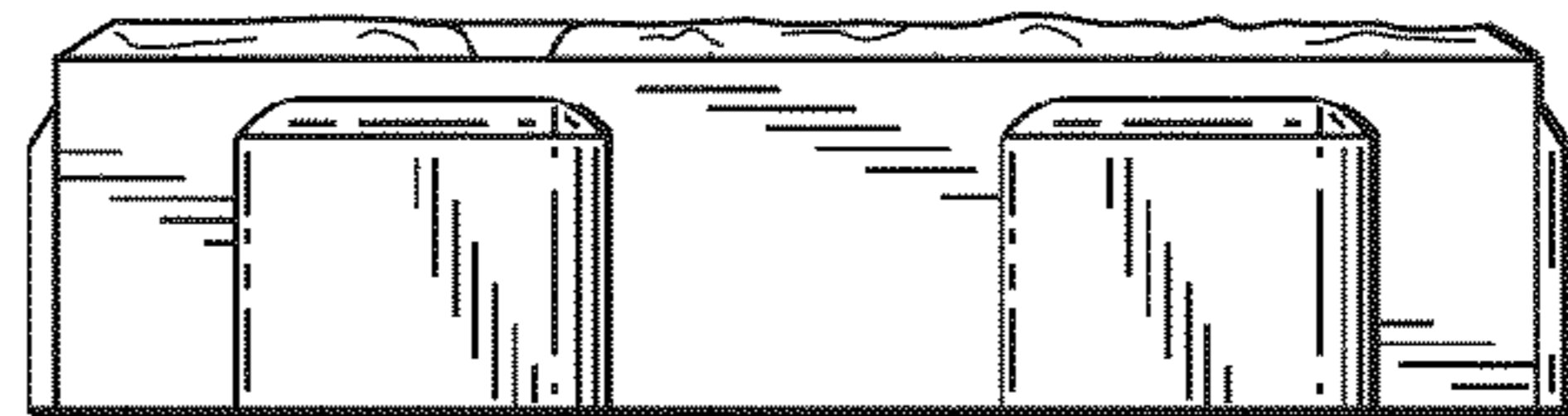
*Fig. 4*



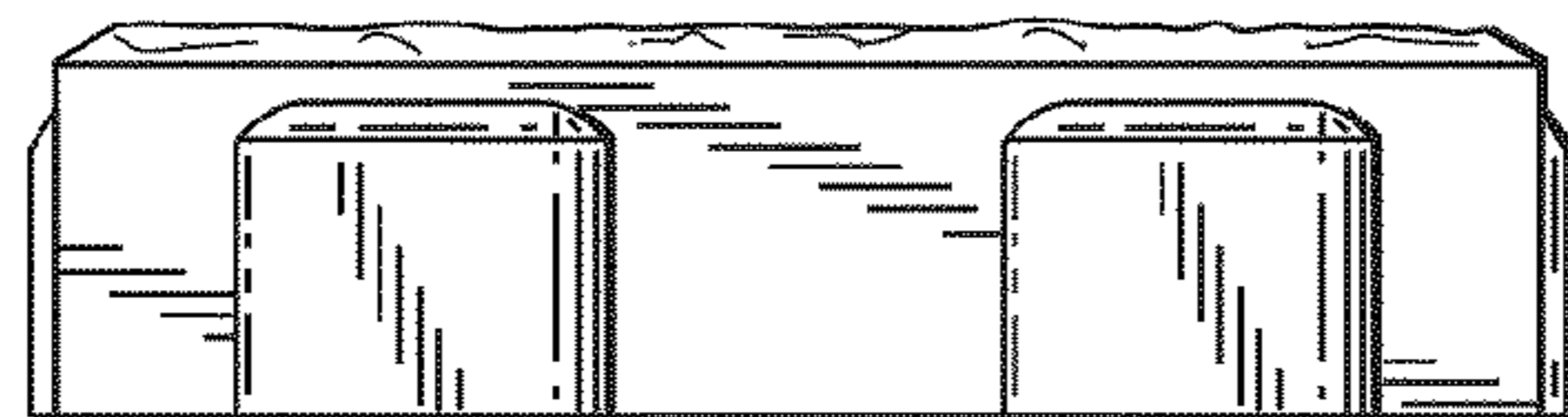
*Fig. 3*



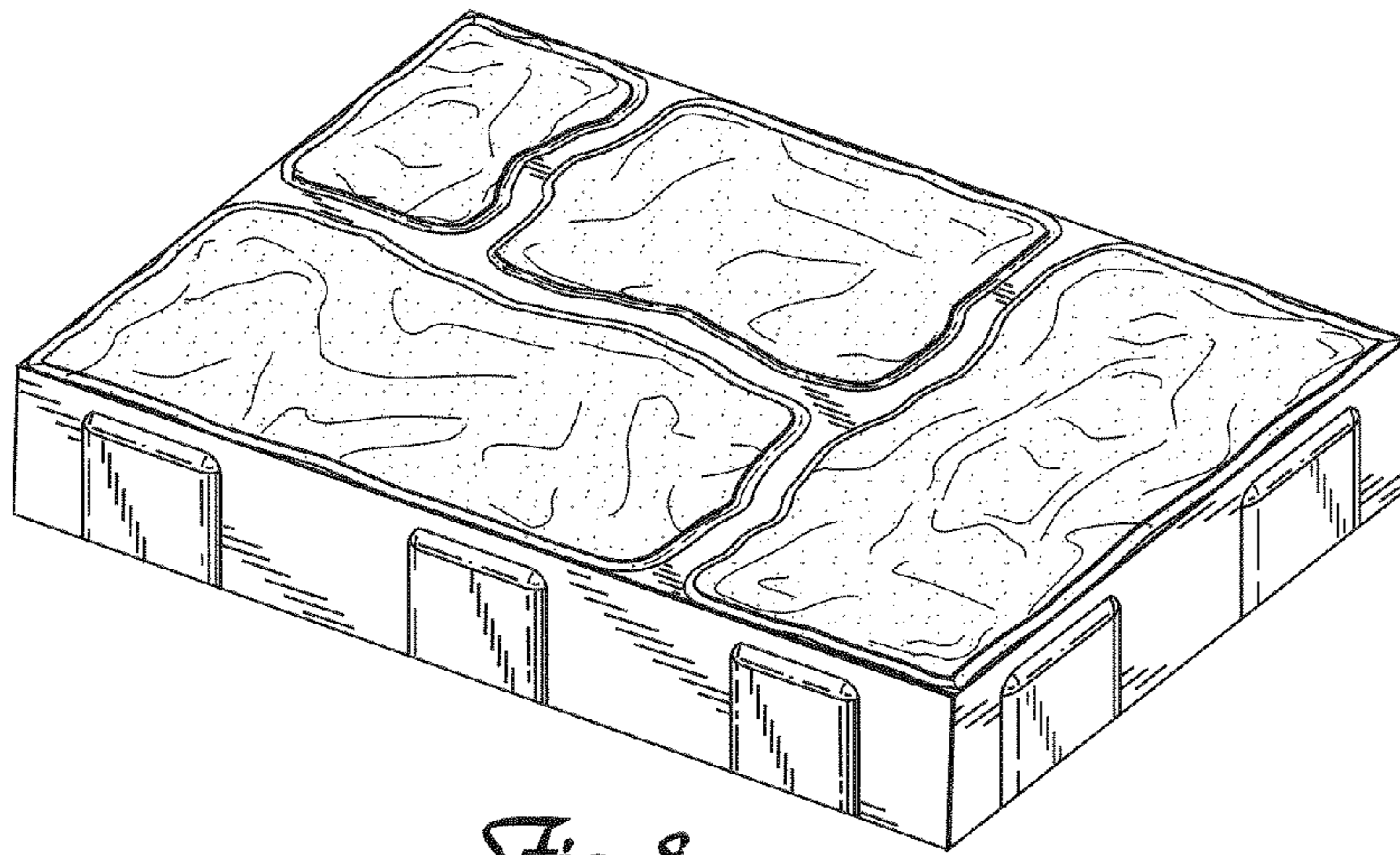
*Fig. 5*




*Fig. 6*



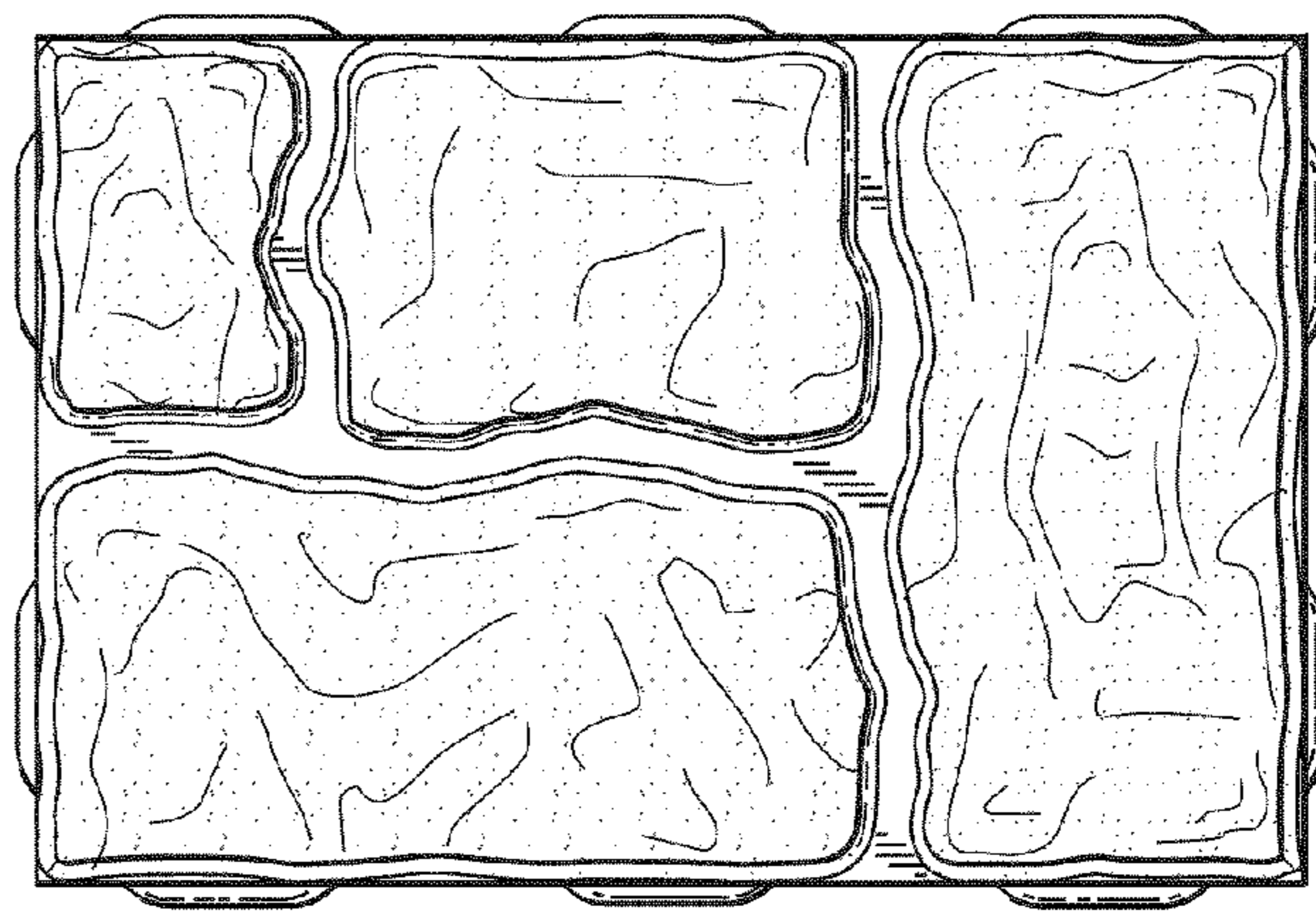
*Fig. 7*



*Fig. 8*



*Fig. 9*



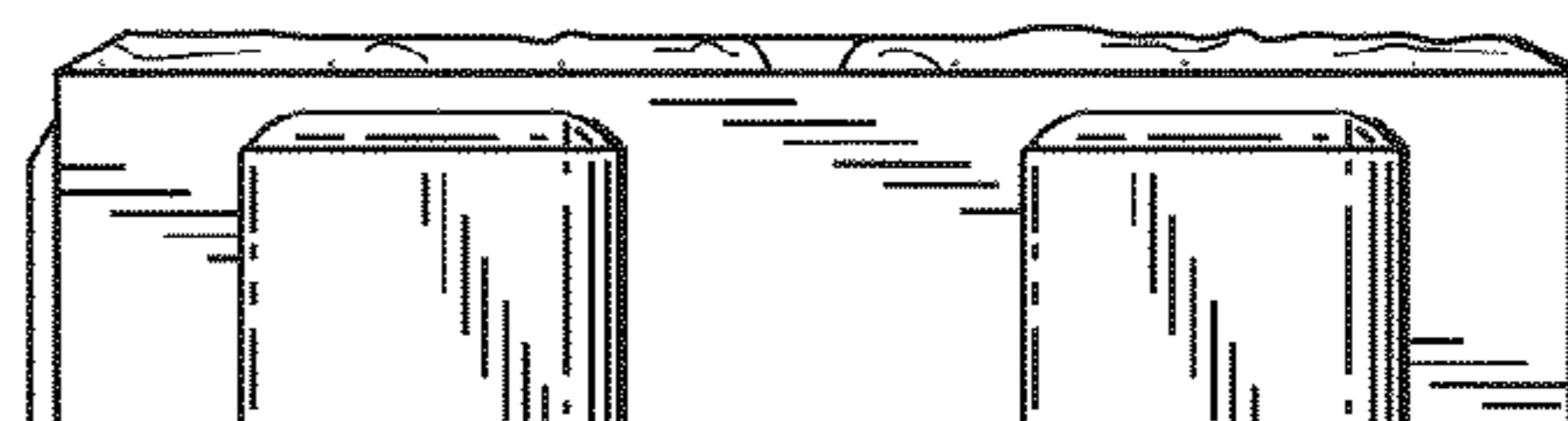
*Fig. 11*



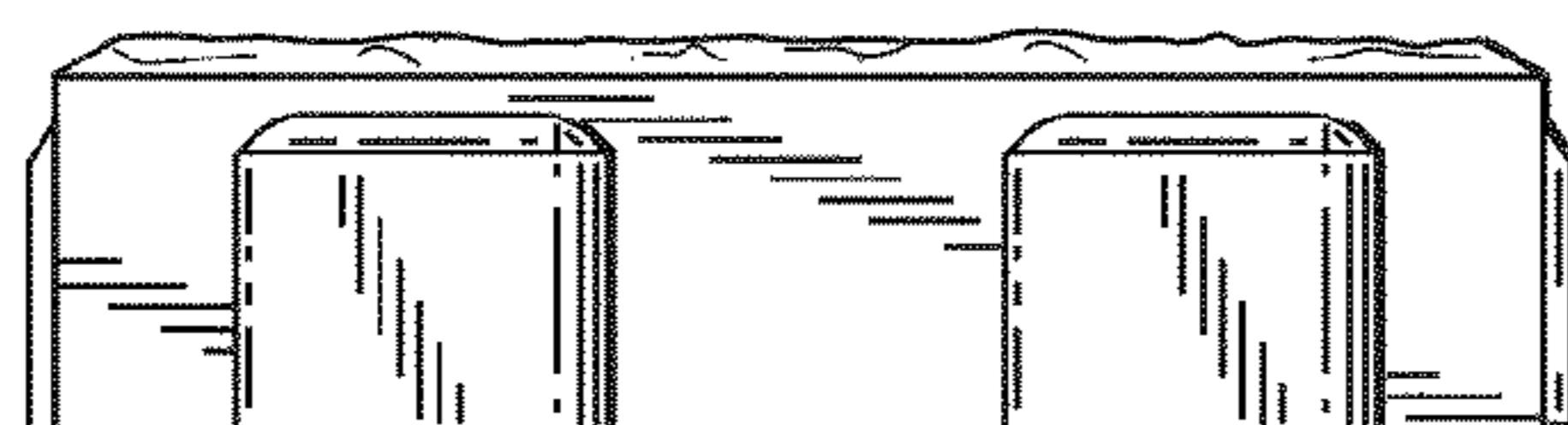
*Fig. 10*




*Fig. 12*



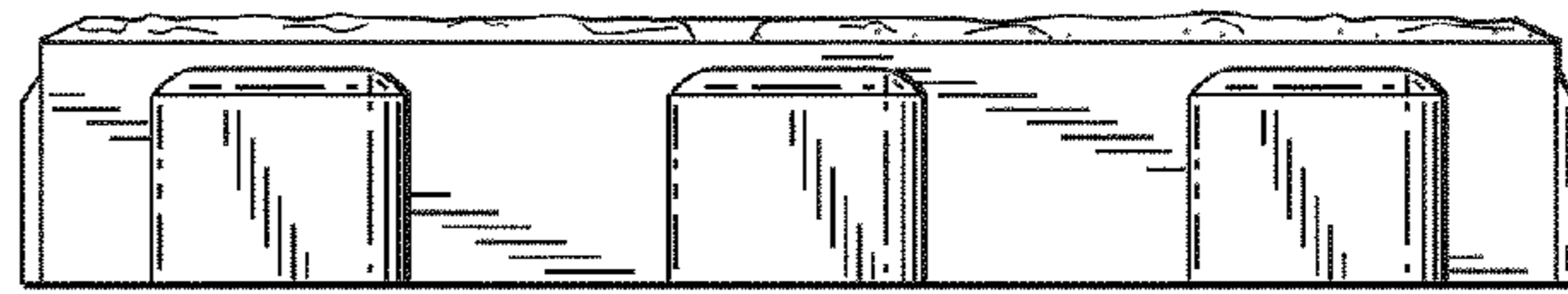
*Fig. 13*



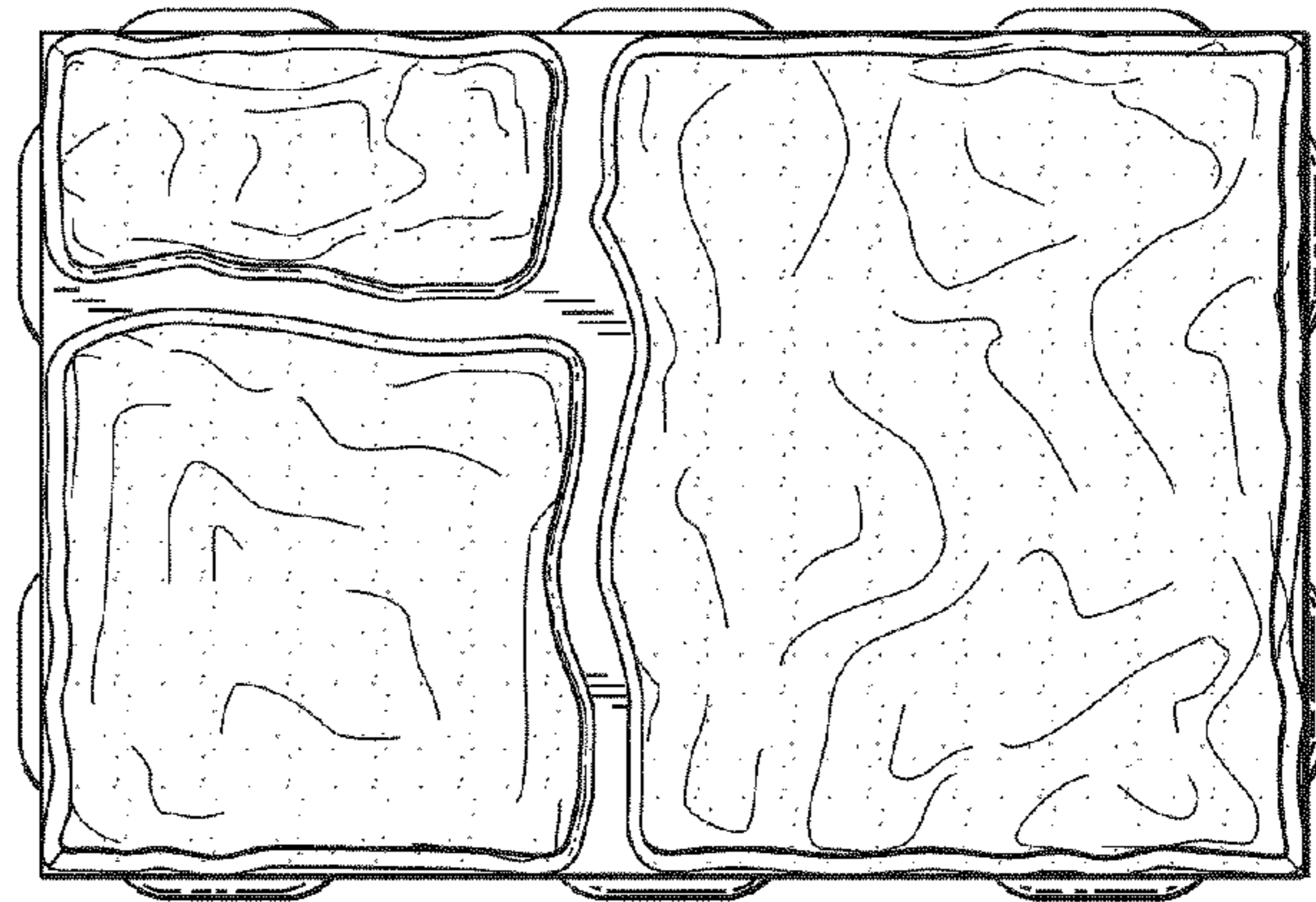
*Fig. 14*



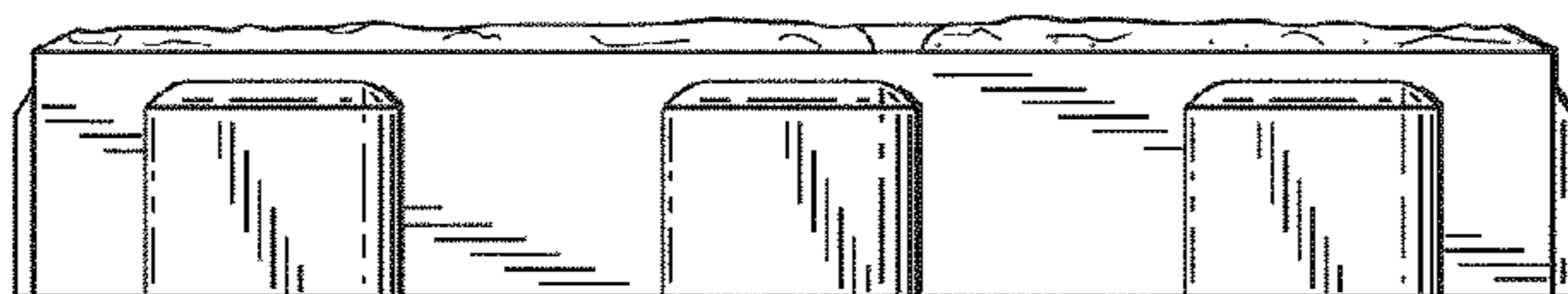
*Fig. 15*



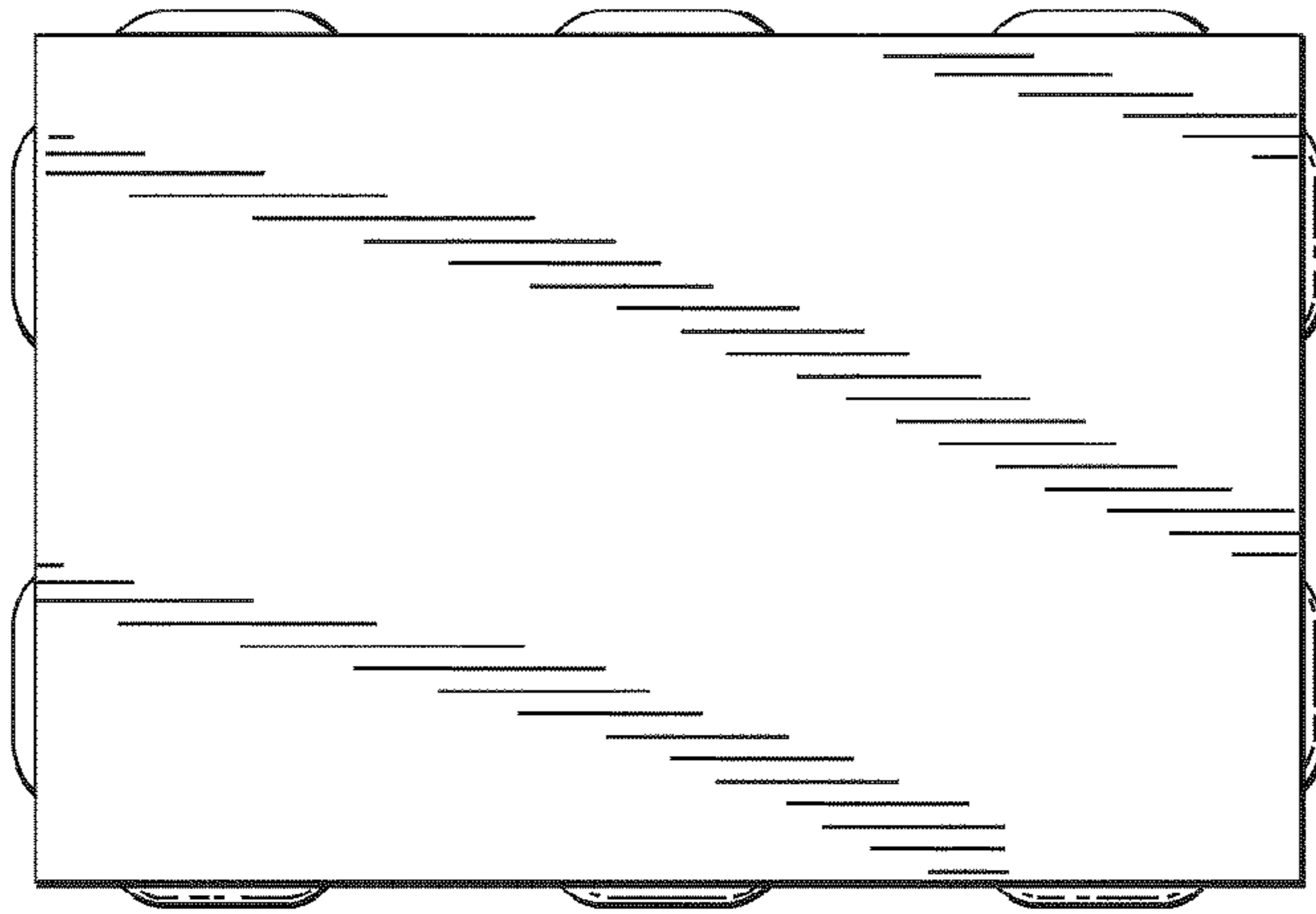
*Fig. 16*



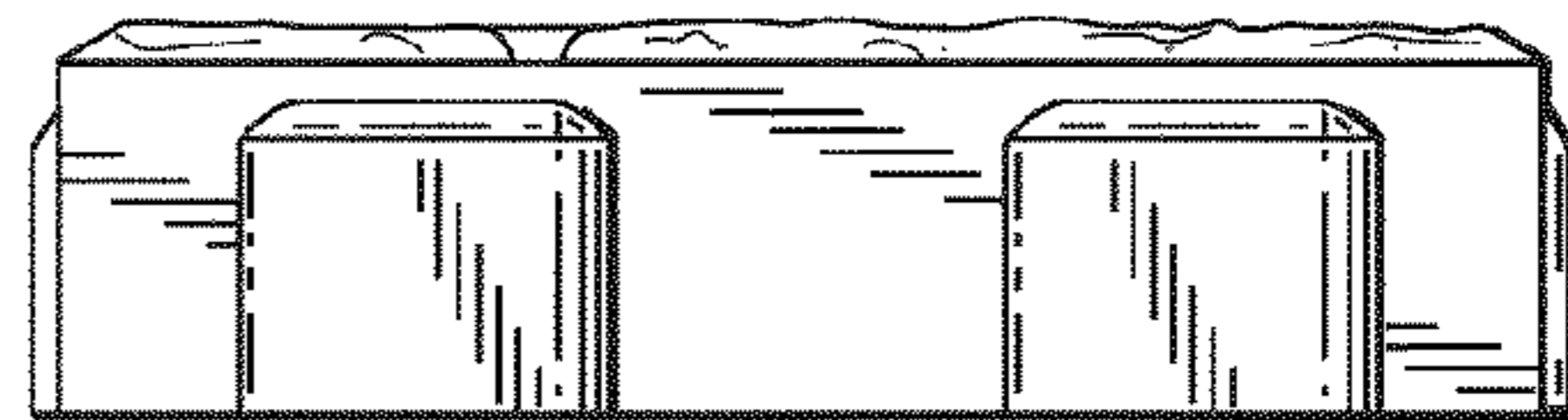
*Fig. 18*



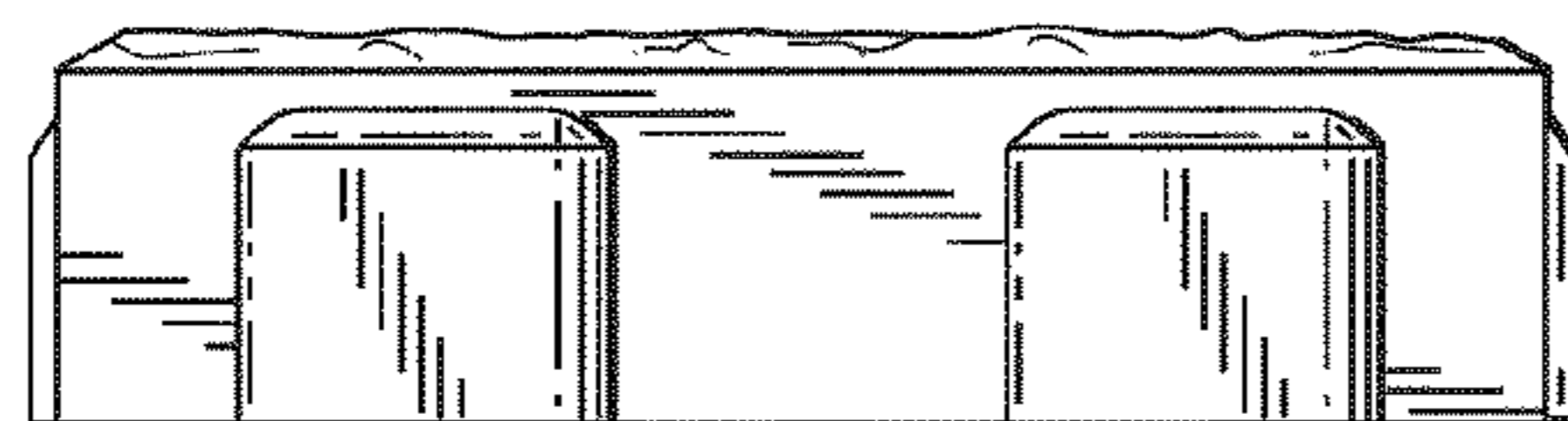
*Fig. 17*



*Fig. 19*




*Fig. 20*



*Fig. 21*





*Fig. 22*



*Fig. 23*



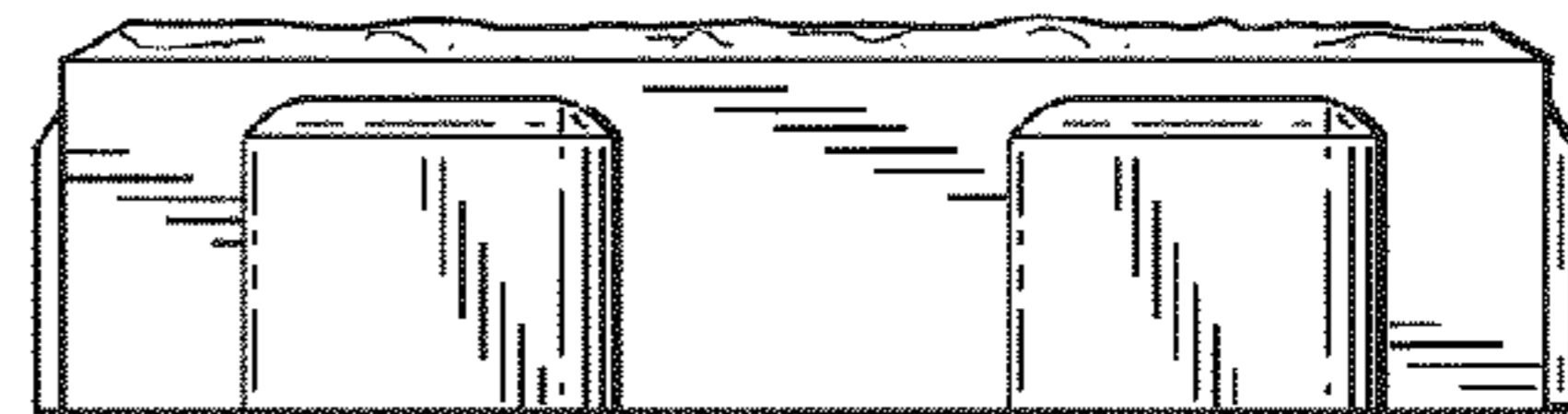
*Fig. 25*



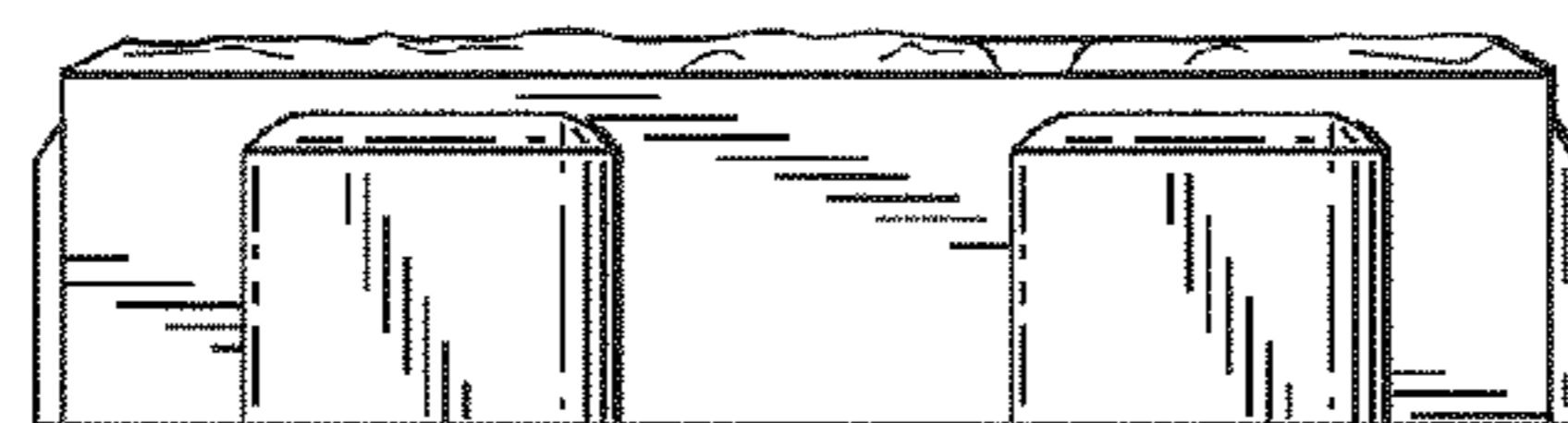
*Fig. 24*




*Fig. 26*




*Fig. 27*



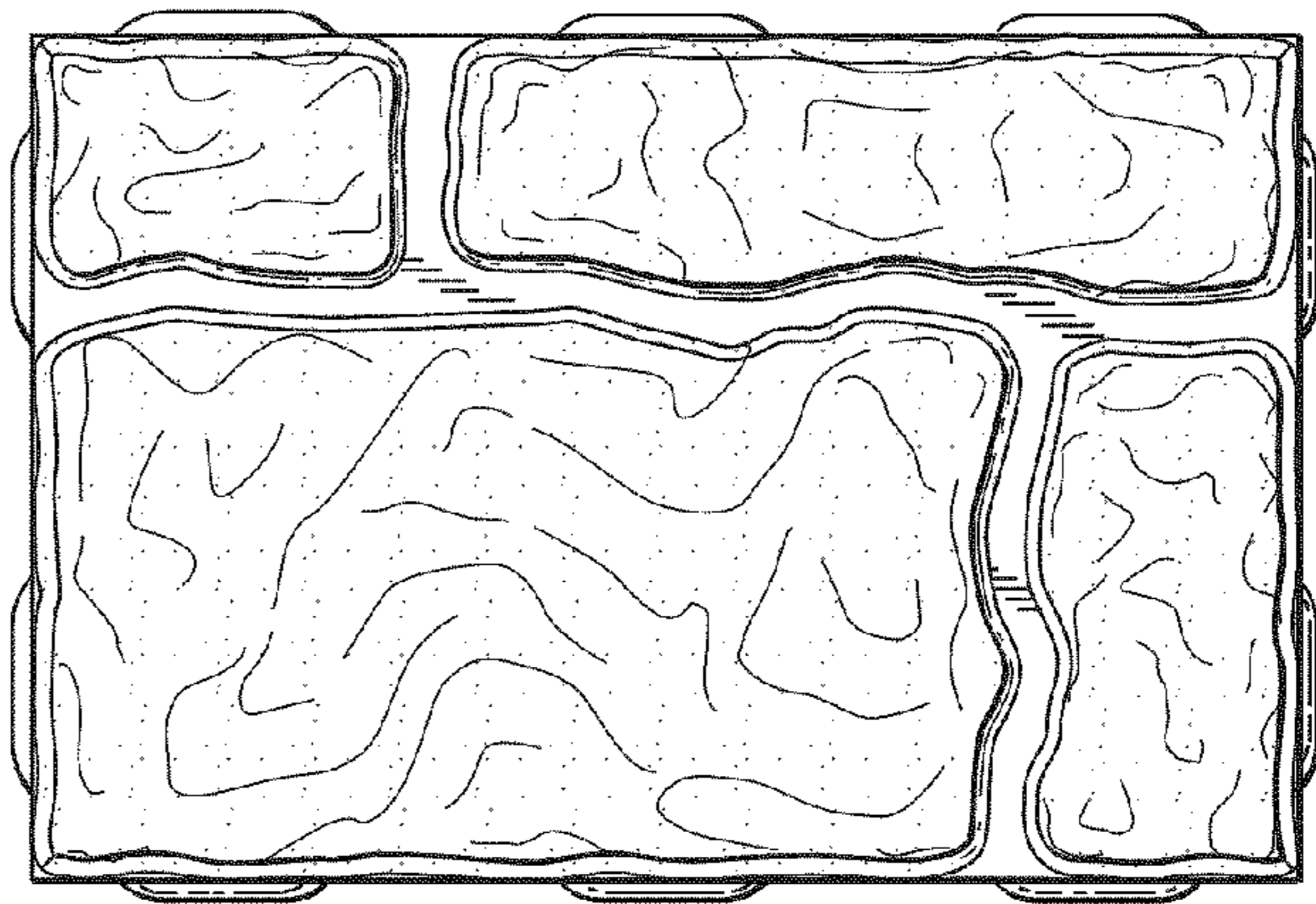
*Fig. 28*




*Fig. 29*



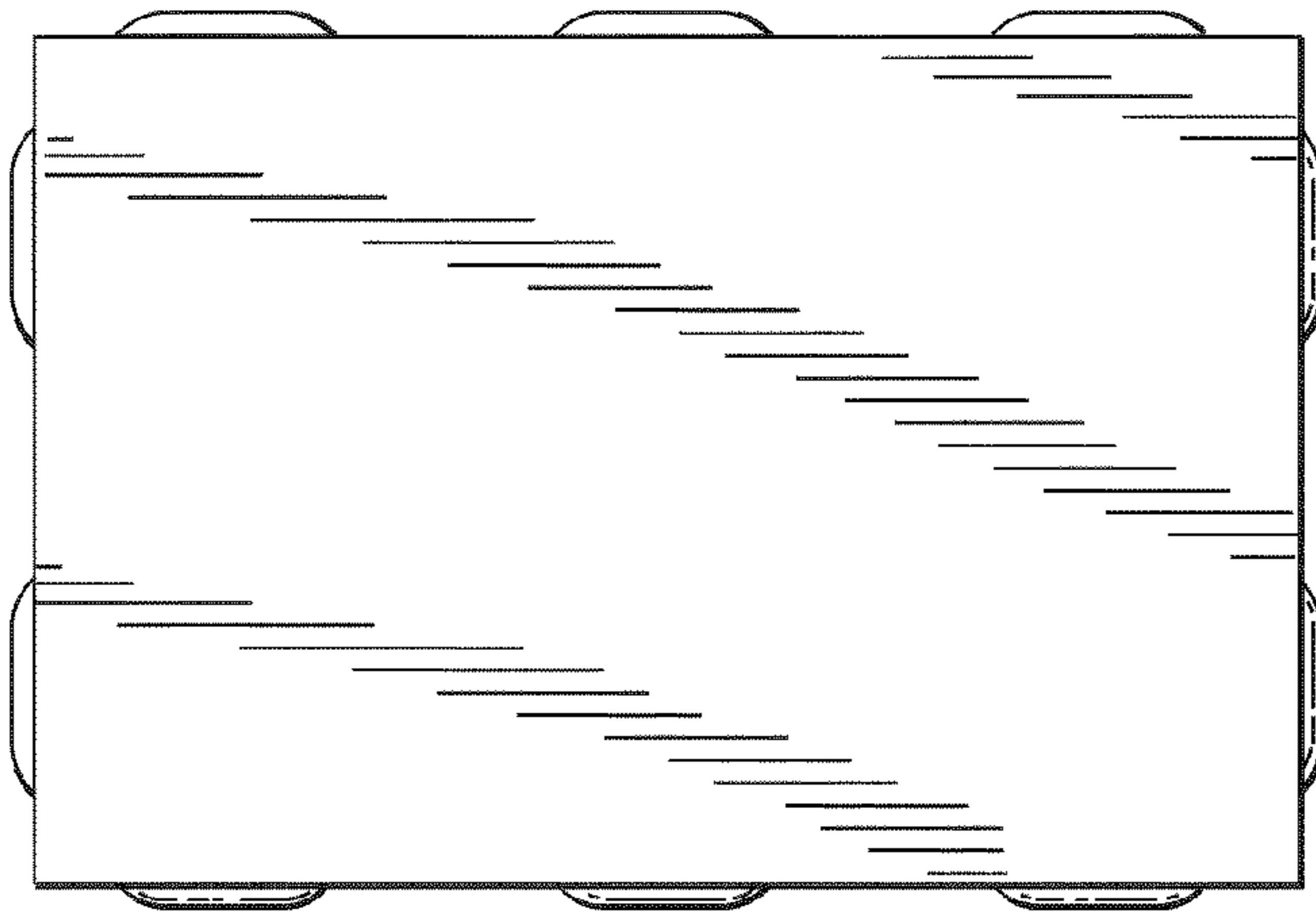
*Fig. 30*



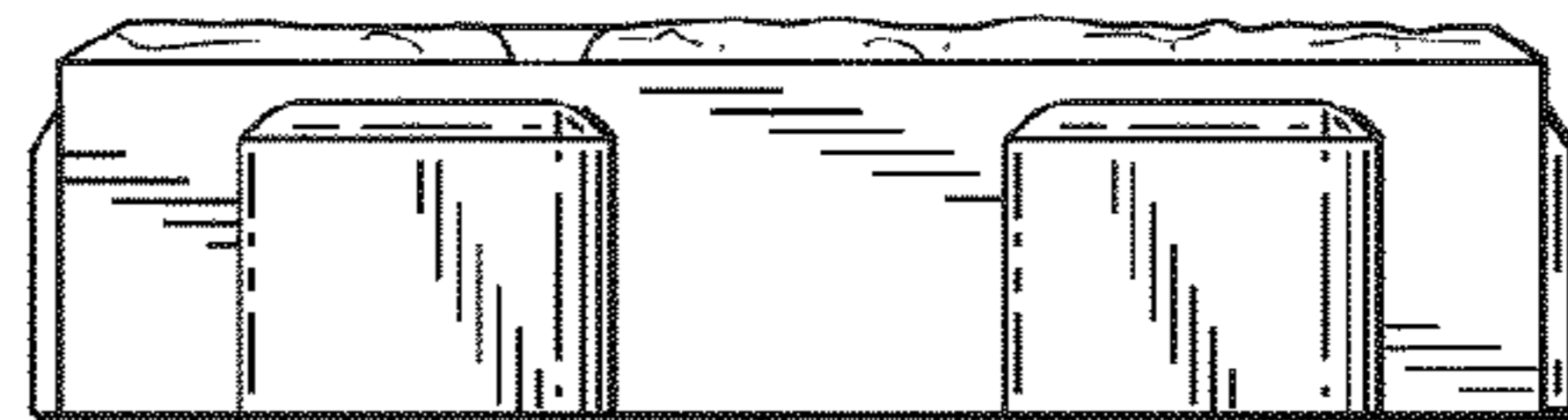
*Fig. 32*



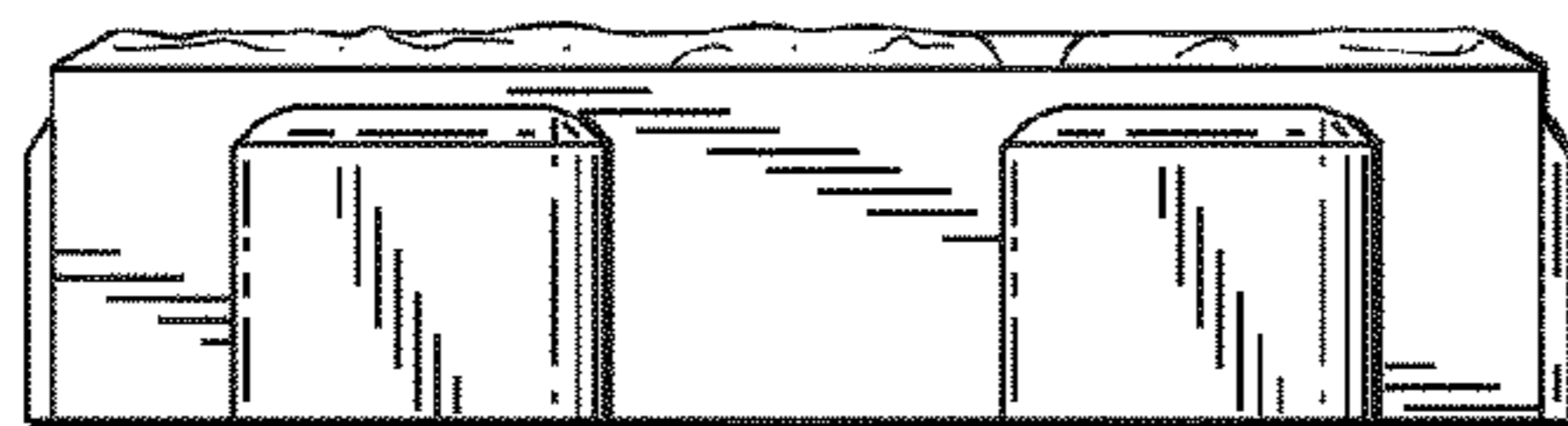
*Fig. 31*




*Fig. 33*



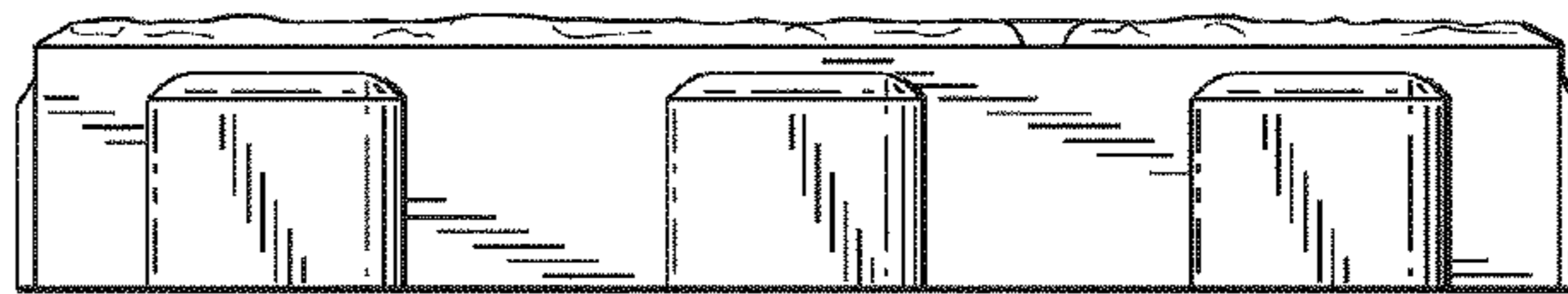
*Fig. 34*



*Fig. 35*




*Fig. 36*



*Fig. 37*



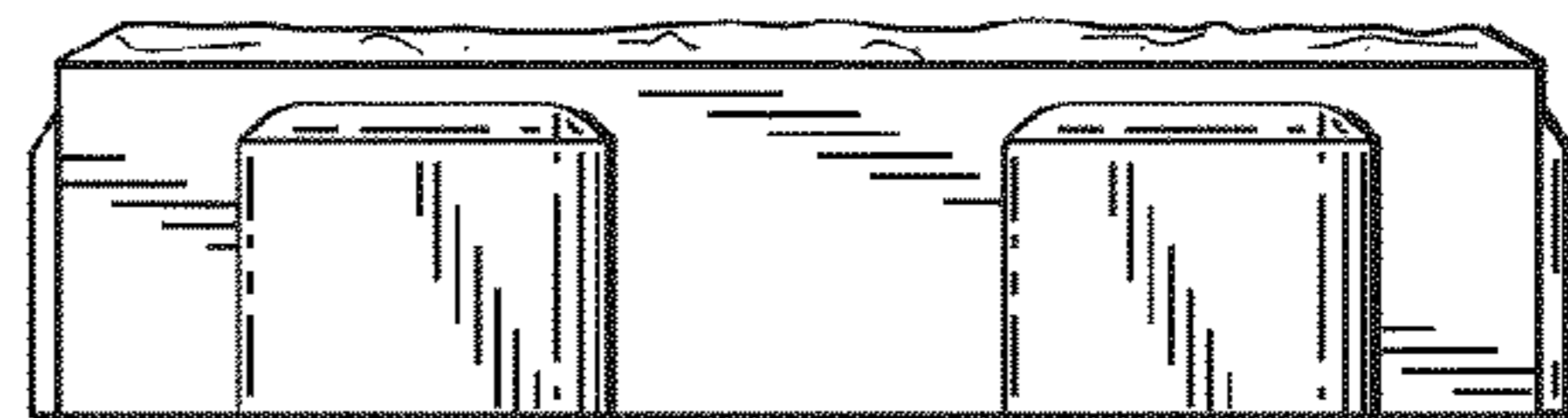
*Fig. 39*



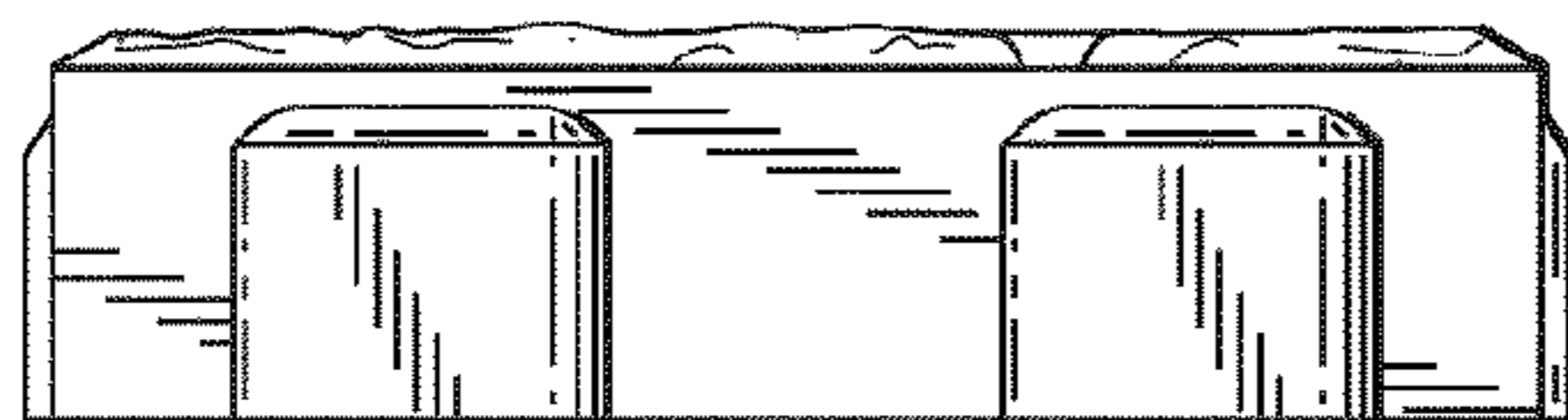
*Fig. 38*



*Fig. 40*



*Fig. 41*



*Fig. 42*