



US00D656234S

(12) **United States Design Patent**  
**Keeney et al.**

(10) **Patent No.:** **US D656,234 S**  
(45) **Date of Patent:** **\*\* Mar. 20, 2012**

(54) **REMOVABLE COVERING FOR HEAD GEAR**

(75) Inventors: **Aimee Keeney**, Portland, OR (US);  
**Rebekah Beste**, Portland, OR (US)

(73) Assignee: **Aimee Keeney**, Portland, OR (US)

(\*\*) Term: **14 Years**

(21) Appl. No.: **29/360,107**

(22) Filed: **Apr. 20, 2010**

(51) **LOC (9) Cl.** ..... **24-99**

(52) **U.S. Cl.** ..... **D24/190**

(58) **Field of Classification Search** ..... D6/334,  
D6/335, 337, 349, 353, 380, 381, 500-502,  
D6/601, 491; 297/14, 43, 44, 118, 140, 245,  
297/300.1, 311, 353, 354.1, 445.1, 446.1,  
297/446.2, 447.4, 465, 900, DIG. 7, DIG. 2;  
5/12.1, 12.2; 433/5, 23; D24/176, 177, 178,  
D24/183, 184, 189, 190, 191

See application file for complete search history.

(56) **References Cited**

**U.S. PATENT DOCUMENTS**

789,421	A *	5/1905	Grether	15/220.1
2,121,701	A *	6/1938	Landers	15/104.94
D190,905	S *	7/1961	Hamilton	D6/335
4,393,520	A *	7/1983	Koch	2/16
4,471,993	A *	9/1984	Watson	297/284.5
D282,407	S *	2/1986	Braun et al.	D2/866
D296,930	S *	7/1988	Carabelli	D24/190
4,881,896	A *	11/1989	Bergersen	433/5
4,988,291	A *	1/1991	Grummons	433/5
D341,053	S *	11/1993	Hassel et al.	D6/601
D343,525	S *	1/1994	Wright	D6/368
5,335,888	A *	8/1994	Thomsen	248/118.5
5,605,374	A *	2/1997	Perry	297/227
D379,409	S *	5/1997	Schwaegerle et al.	D6/367

D385,360	S *	10/1997	Benaron	D24/215
5,718,010	A *	2/1998	Beier	5/636
5,836,653	A *	11/1998	Albecker	297/452.31
5,890,891	A *	4/1999	Doyle	433/5
D428,295	S *	7/2000	Frye	D6/601
D469,585	S *	1/2003	LaCroix	D30/118
D471,751	S *	3/2003	Chihlas	D6/601
D476,517	S *	7/2003	Davis	D6/601
6,827,405	B1 *	12/2004	Roberts	297/411.23
6,918,148	B2 *	7/2005	Auxila	5/655
D534,026	S *	12/2006	Henderson	D6/601
D549,496	S *	8/2007	Stringfellow	D6/501
7,290,836	B2 *	11/2007	Nordstrom et al.	297/452.36
D571,110	S *	6/2008	Potter	D6/335
D575,069	S *	8/2008	Potter	D6/335

(Continued)

*Primary Examiner* — Sandra Snapp

(74) *Attorney, Agent, or Firm* — Klarquist Sparkman, LLP

(57) **CLAIM**

We claim the ornamental design for a removable covering for head gear, as shown and described.

**DESCRIPTION**

FIG. 1 is a perspective view of a removable covering for head gear, as viewed from the rear of the covering.

FIG. 2 is a rear elevation view of the covering of FIG. 1.

FIG. 3 is a front elevation view of the covering of FIG. 1.

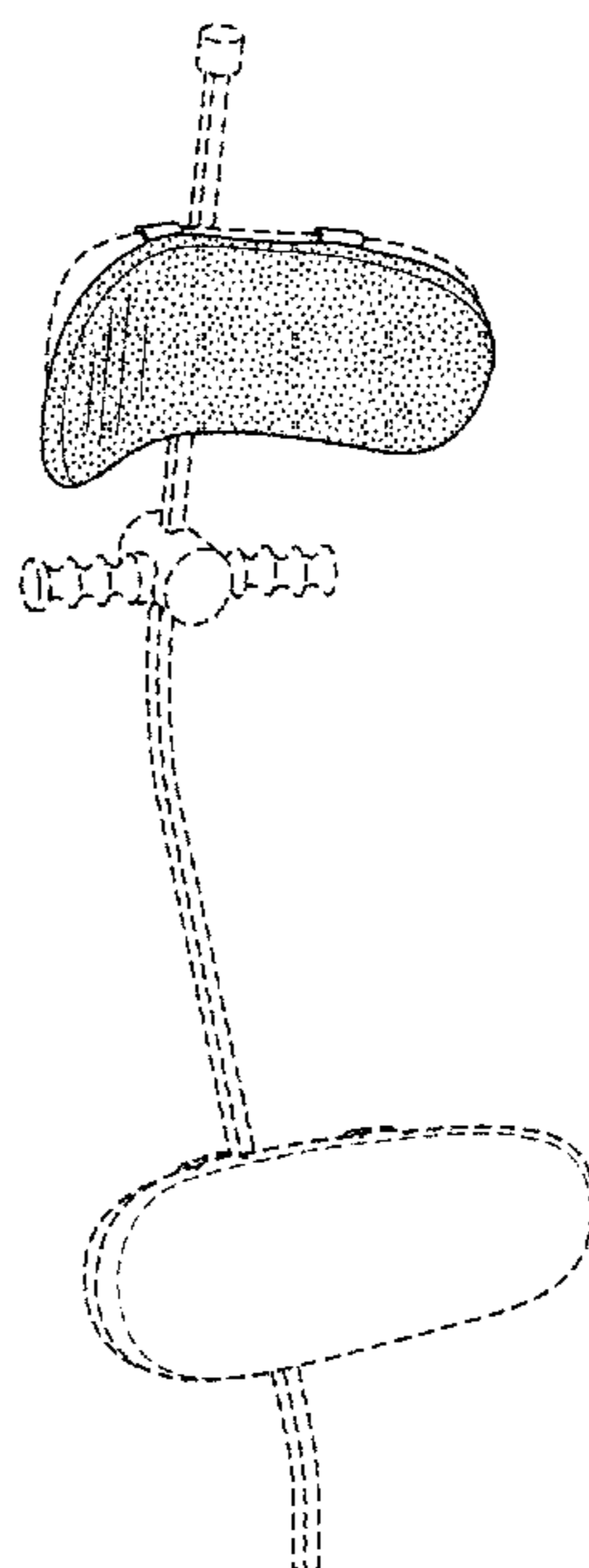
FIG. 4 is a side elevation view of the covering of FIG. 1, the opposite side being a mirror image thereof.

FIG. 5 is an end elevation view of the covering of FIG. 1, the opposite end being a mirror image thereof; and,

FIG. 6 is a perspective view showing the covering of FIG. 1 mounted on an orthodontic head gear.

The broken lines in the drawings are for illustrative purposes only and form no part of the claimed design.

**1 Claim, 2 Drawing Sheets**



# US D656,234 S

Page 2

---

## U.S. PATENT DOCUMENTS

D579,256 S *	10/2008	Alfieri et al. ....	D6/601	D636,211 S *	4/2011	Kolander et al. ....	D6/601
D608,551 S *	1/2010	Takada .....	D6/335	D637,029 S *	5/2011	Foster .....	D6/601
D612,187 S *	3/2010	Visco .....	D6/604	D637,434 S *	5/2011	Lovinger et al. ....	D6/601
D614,430 S *	4/2010	Watanabe .....	D6/601	2003/0071503 A1 *	4/2003	Brockway et al. ....	297/330
D624,767 S *	10/2010	Alvarez et al. ....	D6/502	2010/0190126 A1 *	7/2010	Park .....	433/5

\* cited by examiner

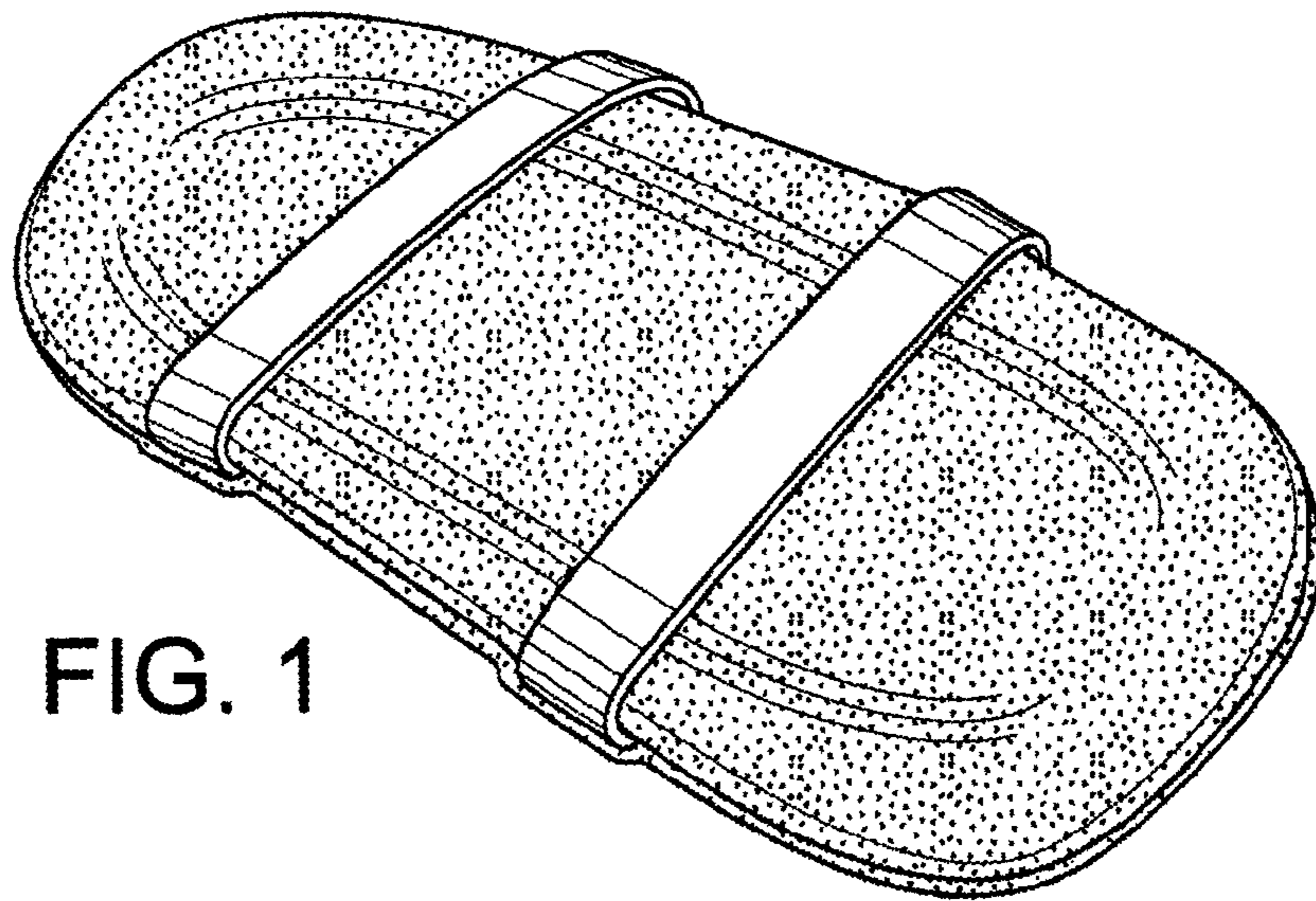


FIG. 1

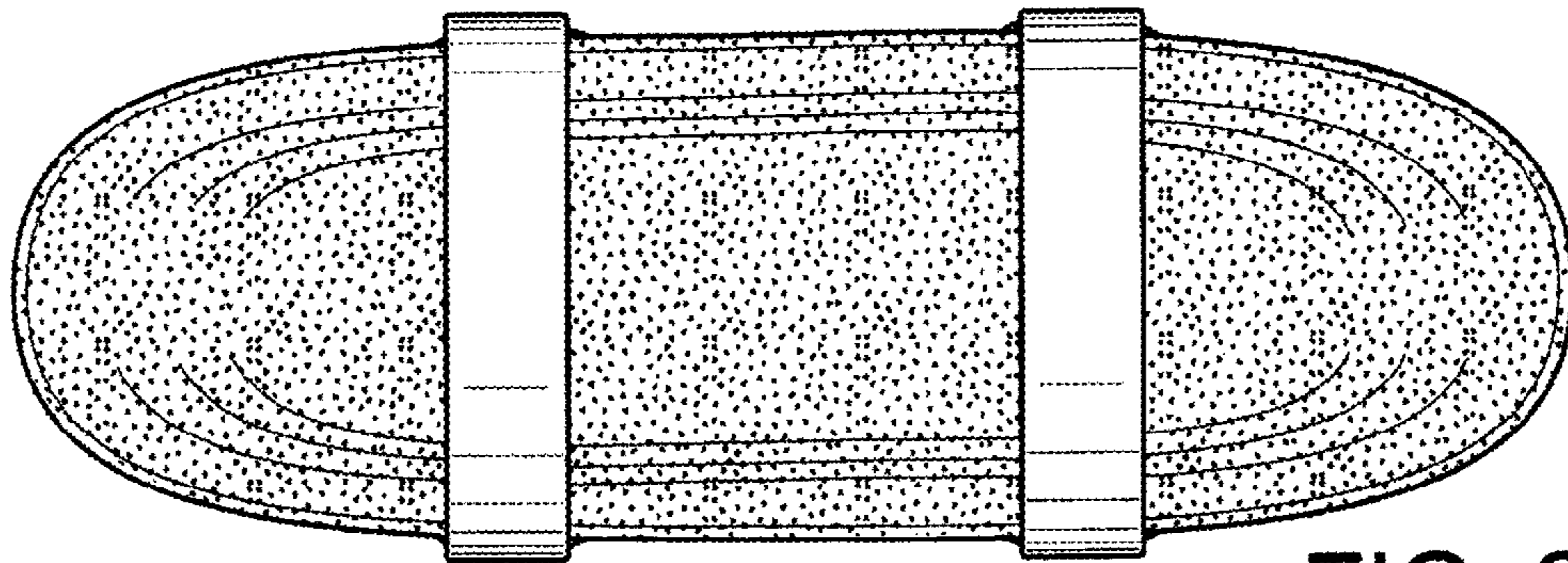


FIG. 2

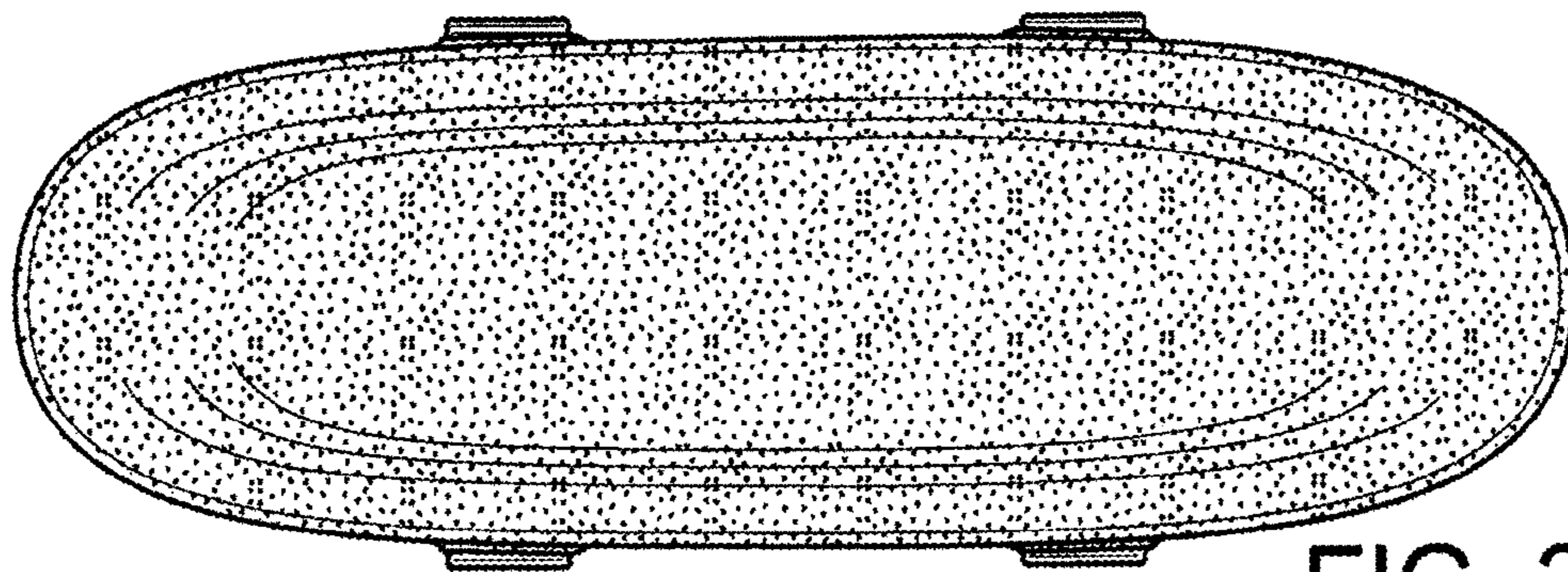


FIG. 3




FIG. 4




FIG. 5

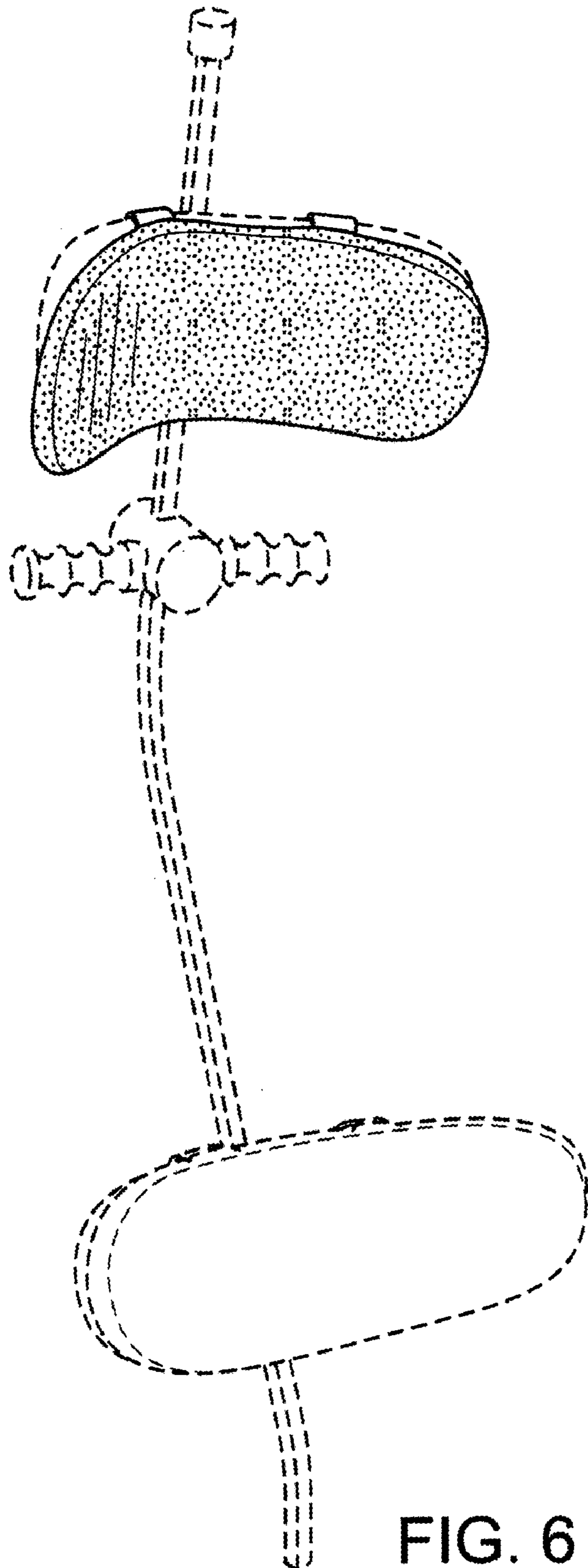


FIG. 6