



US00D656233S

(12) **United States Design Patent**  
**Fischvogt et al.**

(10) **Patent No.:** **US D656,233 S**  
(45) **Date of Patent:** **\*\* Mar. 20, 2012**

(54) **BLADELESS OBTURATOR MEMBER**  
(75) Inventors: **Gregory Fischvogt**, Hamden, CT (US);  
**Robert C. Smith**, Middletown, CT (US)

5,551,947 A 9/1996 Kaali  
5,562,696 A 10/1996 Nobles et al.  
5,569,160 A 10/1996 Sauer et al.

(Continued)

(73) Assignee: **Tyco Healthcare Group LP**, Mansfield,  
MA (US)

FOREIGN PATENT DOCUMENTS

EP 0664992 8/1995

(Continued)

(\*\*) Term: **14 Years**

*Primary Examiner* — Ian Simmons  
*Assistant Examiner* — Carissa C Fitts

(21) Appl. No.: **29/375,334**

(22) Filed: **Sep. 21, 2010**

(57) **CLAIM**

(51) **LOC (9) Cl.** ..... **24-02**

The ornamental design for a bladeless obturator member, as shown and described.

(52) **U.S. Cl.** ..... **D24/146**

(58) **Field of Classification Search** ..... D24/147,  
D24/146, 130; 606/181, 182, 184, 185, 134,  
606/167, 170; 604/164.01, 164.07, 264,  
604/506, 27, 272; 600/567; D19/55, 36,  
D19/41-51

**DESCRIPTION**

See application file for complete search history.

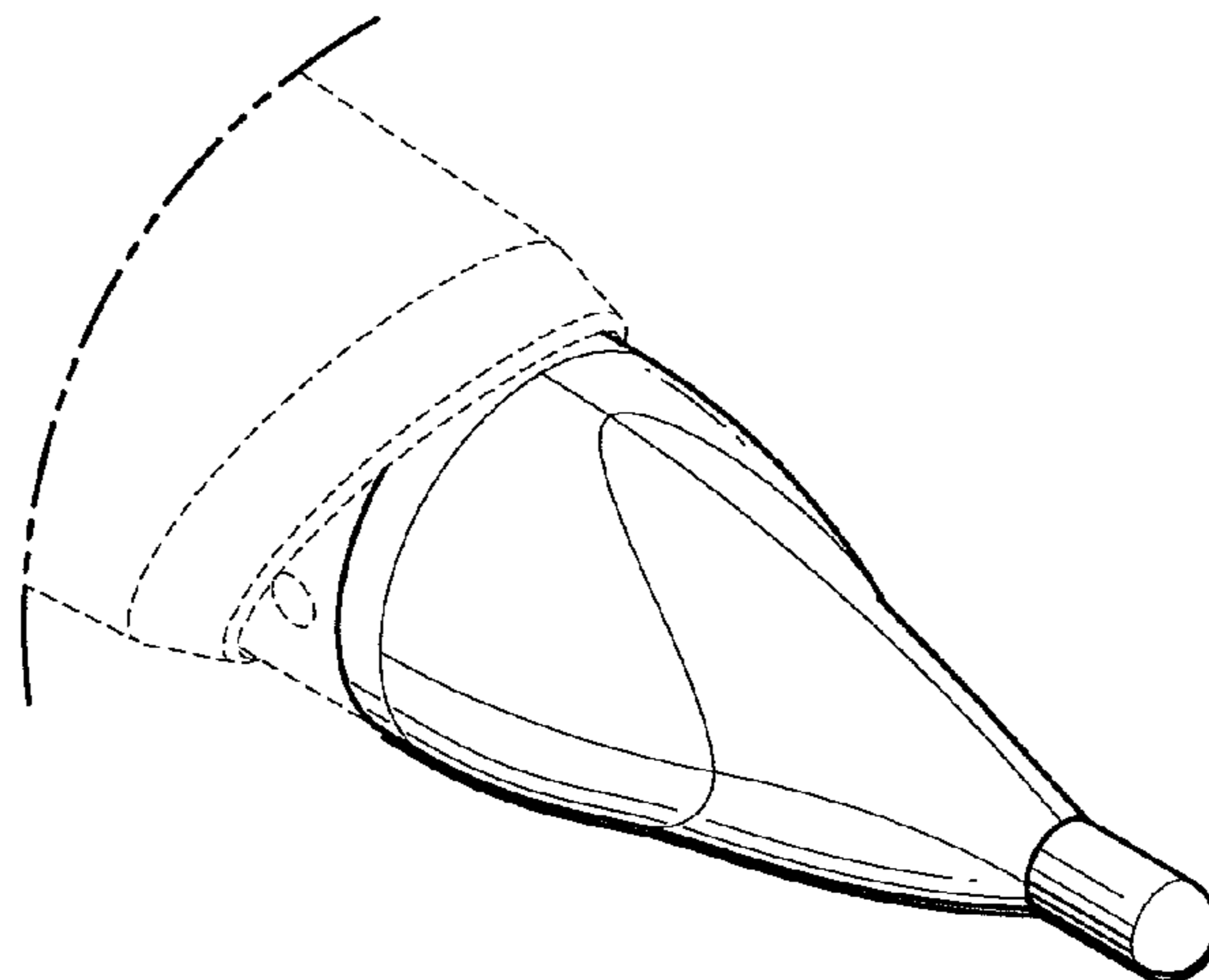
FIG. 1 is a front perspective view of a bladeless obturator member shown attached to a distal end of a trocar in accordance with an embodiment of the present design; FIG. 2 is perspective view of the bladeless obturator member of FIG. 1; FIG. 3 is a top plan view of the bladeless obturator member of FIG. 1, the bottom plan view being a mirror image of the top plan view; FIG. 4 is a proximal end view of the bladeless obturator member of FIG. 1 viewed from the proximal end of the bladeless obturator member looking toward the distal end of the bladeless obturator member; FIG. 5 is a distal end view of the bladeless obturator member of FIG. 1 viewed from the distal end of the bladeless obturator member looking toward the proximal end of the bladeless obturator member; and, FIG. 6 is a right side elevation view of the bladeless obturator member of FIG. 1, the left side elevation view being a mirror image of the right side elevation view. In FIGS. 1-6, the features of the bladeless obturator member shown in phantom lines are for illustrative purposes only and do not constitute a part of the claimed design.

(56) **References Cited**

U.S. PATENT DOCUMENTS

3,760,810 A 9/1973 Van Hoorn  
4,878,485 A 11/1989 Adair  
D307,920 S \* 5/1990 Sekiguchi ..... D19/57  
D320,857 S \* 10/1991 Tompkins et al. .... D24/146  
5,169,397 A 12/1992 Sakashita et al.  
5,250,068 A 10/1993 Ideguchi et al.  
5,271,380 A 12/1993 Riek et al.  
5,290,276 A 3/1994 Sewell, Jr.  
5,308,336 A 5/1994 Hart et al.  
5,314,417 A 5/1994 Stephens et al.  
5,334,150 A 8/1994 Kaali  
5,354,302 A 10/1994 Ko  
5,376,076 A 12/1994 Kaali  
5,380,291 A 1/1995 Kaali  
5,385,553 A 1/1995 Hart et al.  
5,385,572 A 1/1995 Nobles et al.  
5,431,151 A 7/1995 Riek et al.  
5,441,041 A 8/1995 Sauer et al.  
5,445,142 A 8/1995 Hassler, Jr. et al.  
5,467,762 A 11/1995 Sauer et al.

**1 Claim, 3 Drawing Sheets**



# US D656,233 S

## U.S. PATENT DOCUMENTS

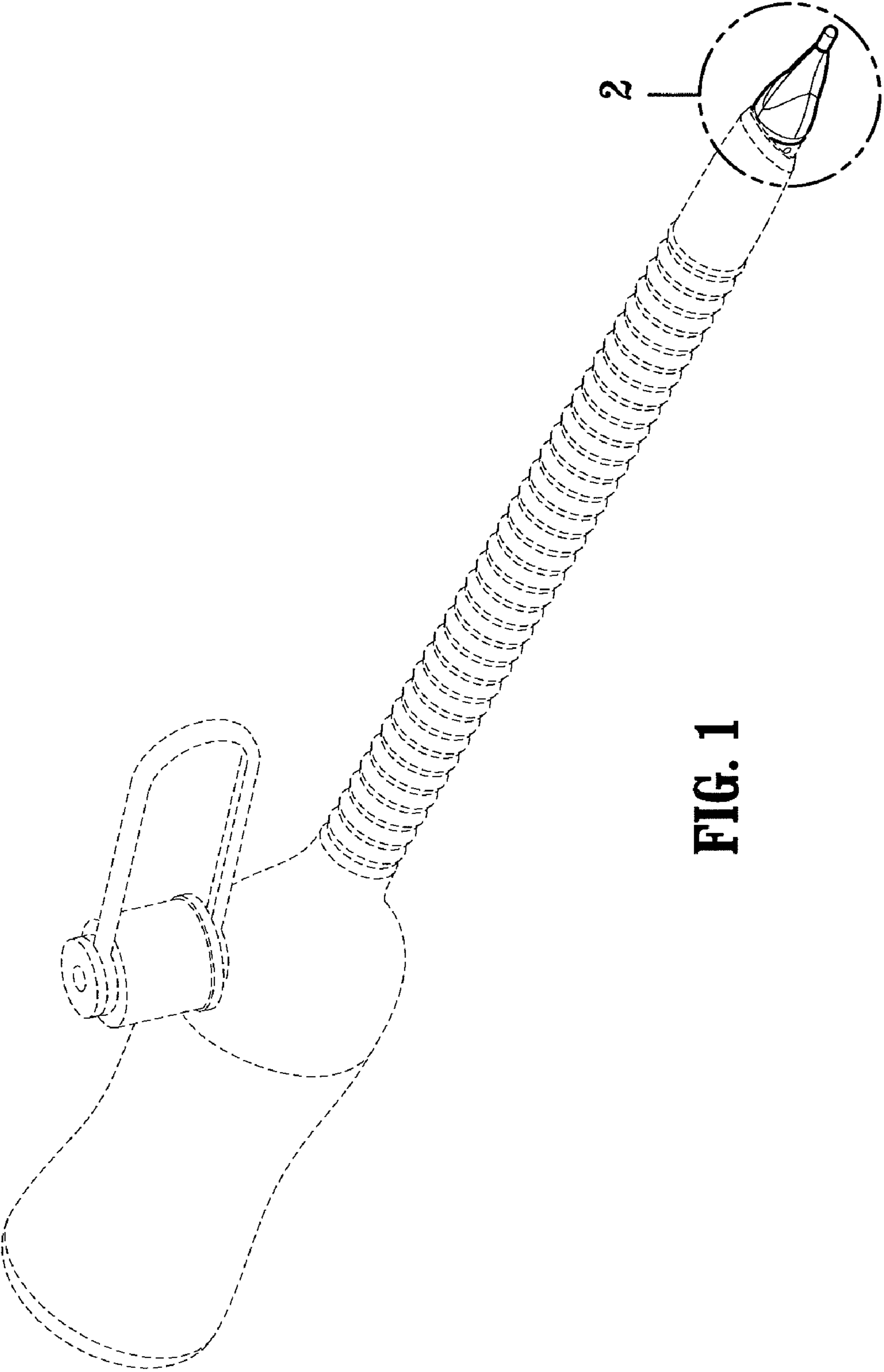
5,569,291	A	10/1996	Privitera et al.	
5,569,292	A	10/1996	Scwemberger et al.	
5,591,192	A	1/1997	Privitera et al.	
5,609,562	A	3/1997	Kaali	
5,632,717	A	5/1997	Yoon	
5,658,236	A	8/1997	Sauer et al.	
5,658,306	A	8/1997	Kieturakis et al.	
5,662,673	A	9/1997	Kieturakis	
5,674,184	A	10/1997	Hassler, Jr.	
5,685,820	A	11/1997	Riek et al.	
5,709,671	A	1/1998	Stephens et al.	
5,720,761	A	2/1998	Kaali	
5,776,112	A	7/1998	Stephens et al.	
5,797,944	A	8/1998	Nobles et al.	
5,817,061	A	10/1998	Goodwin et al.	
5,860,996	A	1/1999	Urban et al.	
5,980,549	A	11/1999	Chin	
RE36,434	E	12/1999	Hamlin et al.	
6,007,481	A	12/1999	Riek et al.	
6,203,557	B1	3/2001	Chin	
6,206,823	B1	3/2001	Kolata et al.	
D452,274	S *	12/2001	Keda	D19/51
D455,783	S *	4/2002	Melnick	D19/42
6,478,806	B2	11/2002	McFarlane	
6,685,630	B2	2/2004	Sauer et al.	
6,830,578	B2	12/2004	O'Heeron et al.	
6,835,201	B2	12/2004	O'Heeron et al.	
6,884,253	B1	4/2005	McFarlane	

6,960,164	B2	11/2005	O'Heeron	
D517,694	S *	3/2006	Wilshire et al.	D24/146
7,023,423	B2	4/2006	Rosenberg	
7,041,115	B2	5/2006	Mirza et al.	
7,074,180	B2	7/2006	Bertolero et al.	
7,320,694	B2	1/2008	O'Heeron	
7,322,933	B2	1/2008	Sauer et al.	
7,470,230	B2	12/2008	Smith et al.	
D589,616	S *	3/2009	Carter	D24/146
D589,617	S *	3/2009	Carter	D24/146
2002/0143236	A1	10/2002	Sauer et al.	
2004/0015182	A1	1/2004	Kieturakis et al.	
2005/0065543	A1	3/2005	Kahle et al.	
2005/0261717	A1	11/2005	Sauer et al.	
2006/0079925	A1	4/2006	Kerr	
2006/0224174	A1	10/2006	Smith et al.	
2007/0016237	A1	1/2007	Smith	
2007/0276191	A1	11/2007	Sclover et al.	
2008/0009894	A1	1/2008	Smith	
2008/0300617	A1 *	12/2008	Smith	606/191

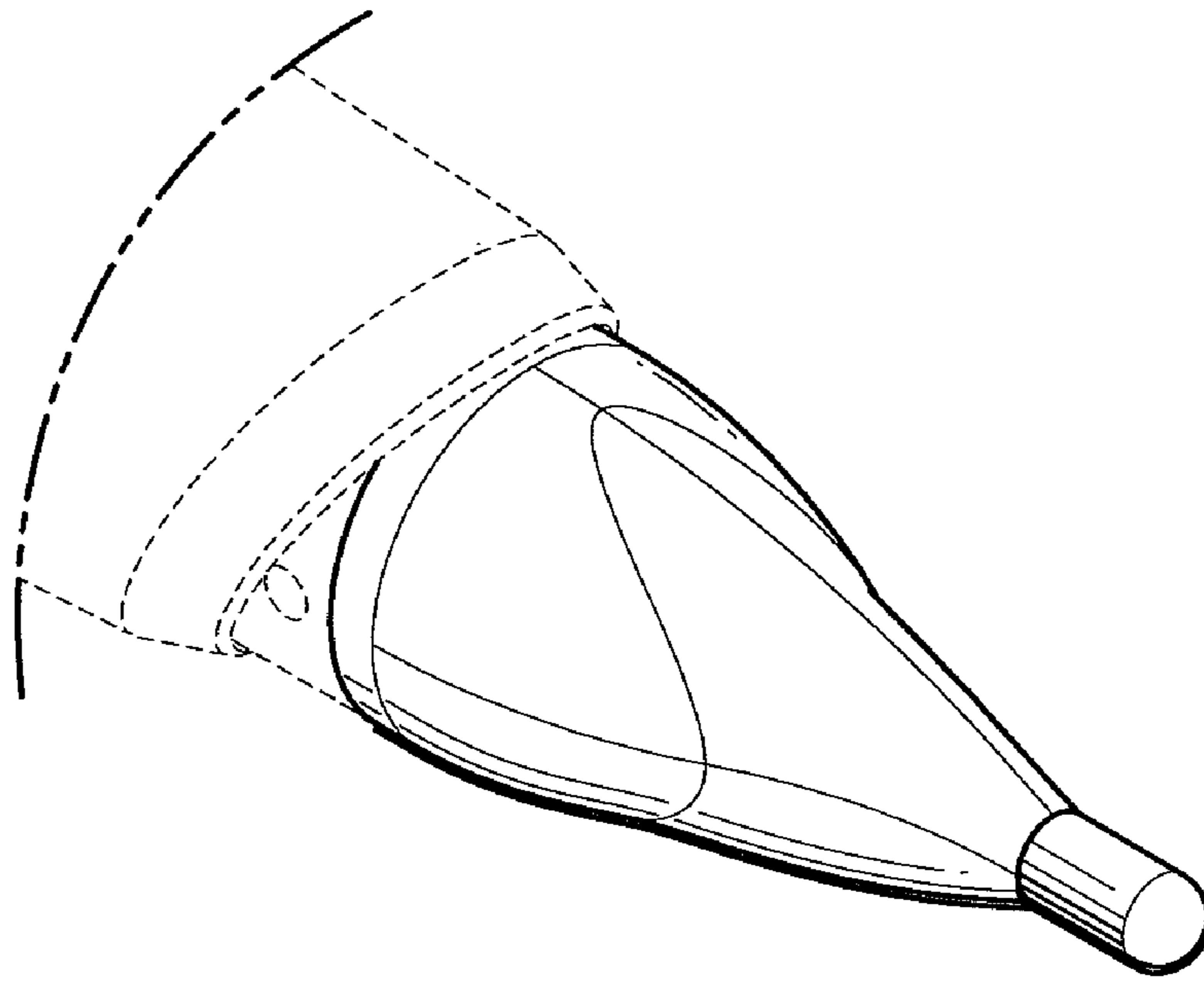
## FOREIGN PATENT DOCUMENTS

EP	0684016	11/1995
EP	0815796	1/1998
EP	1994897	11/2008
WO	199513751	5/1995
WO	2004002337	1/2004

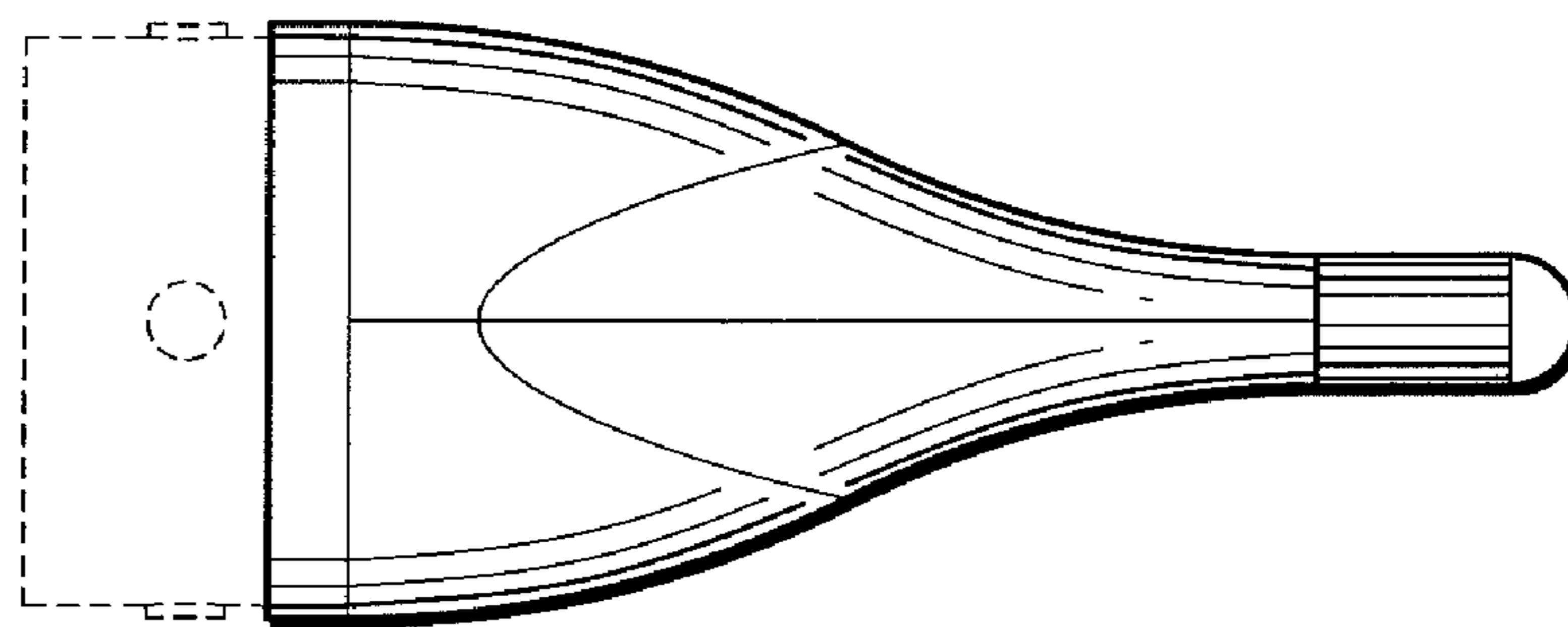
\* cited by examiner



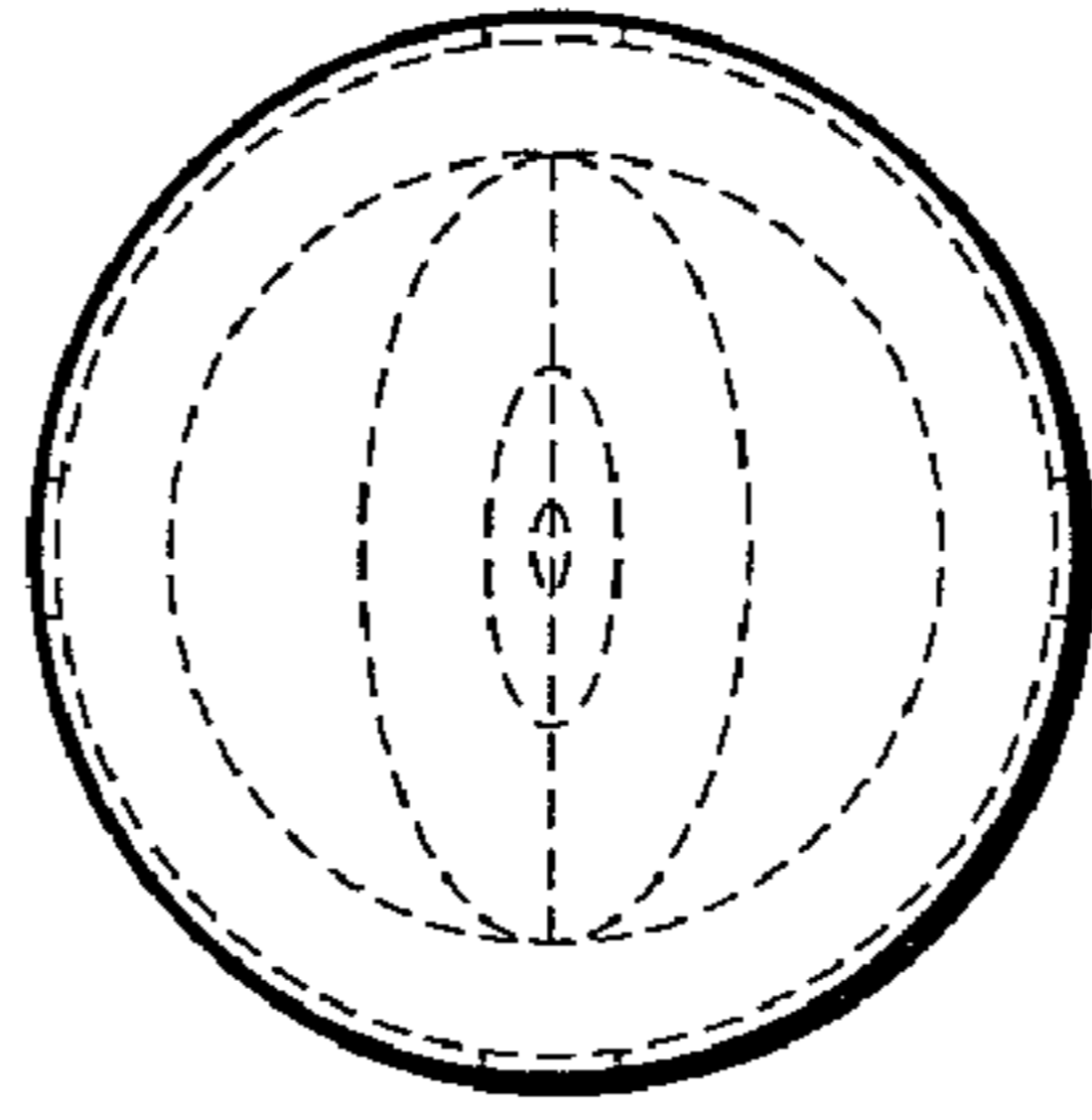
**FIG. 1**



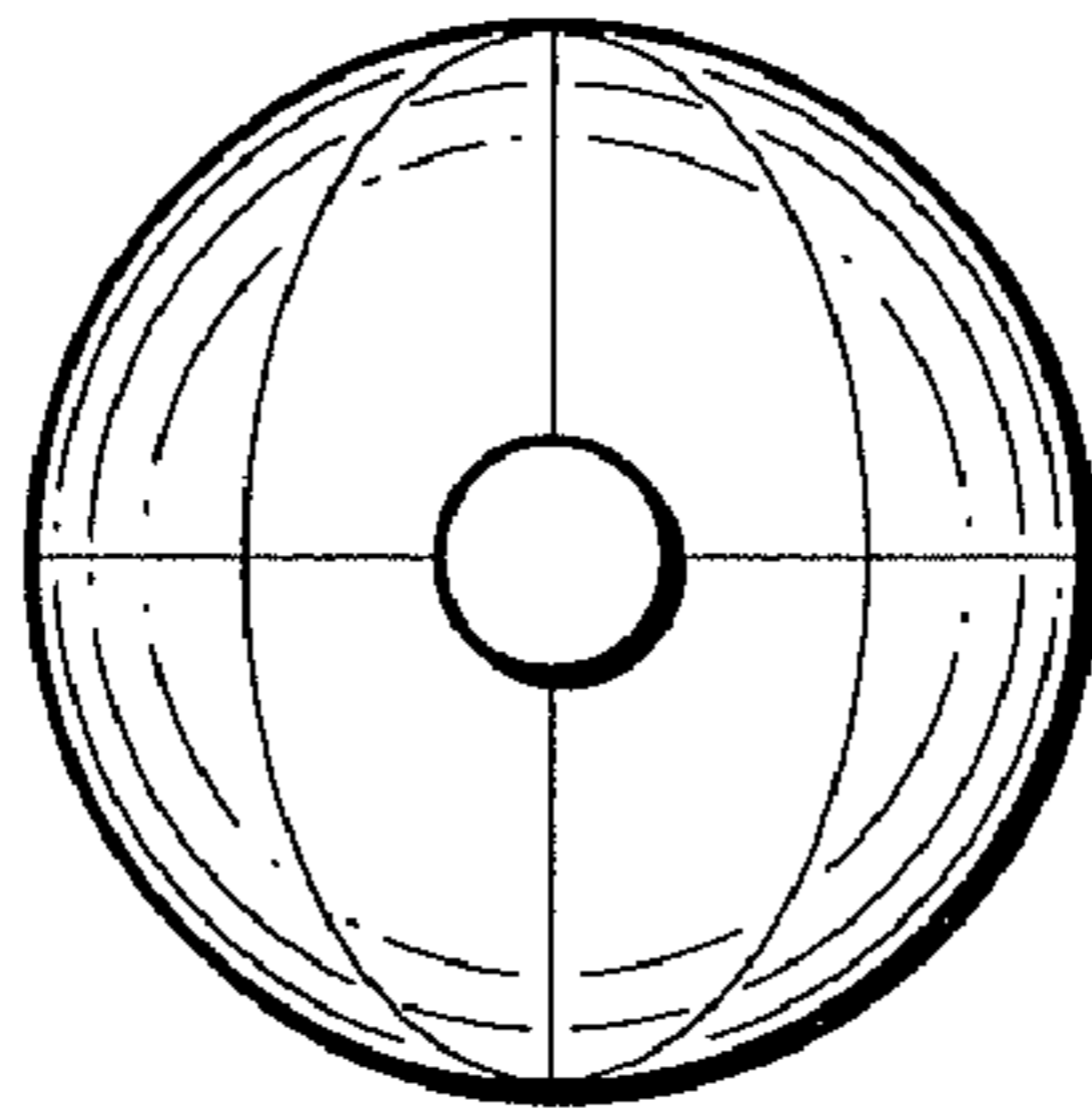
**FIG. 2**



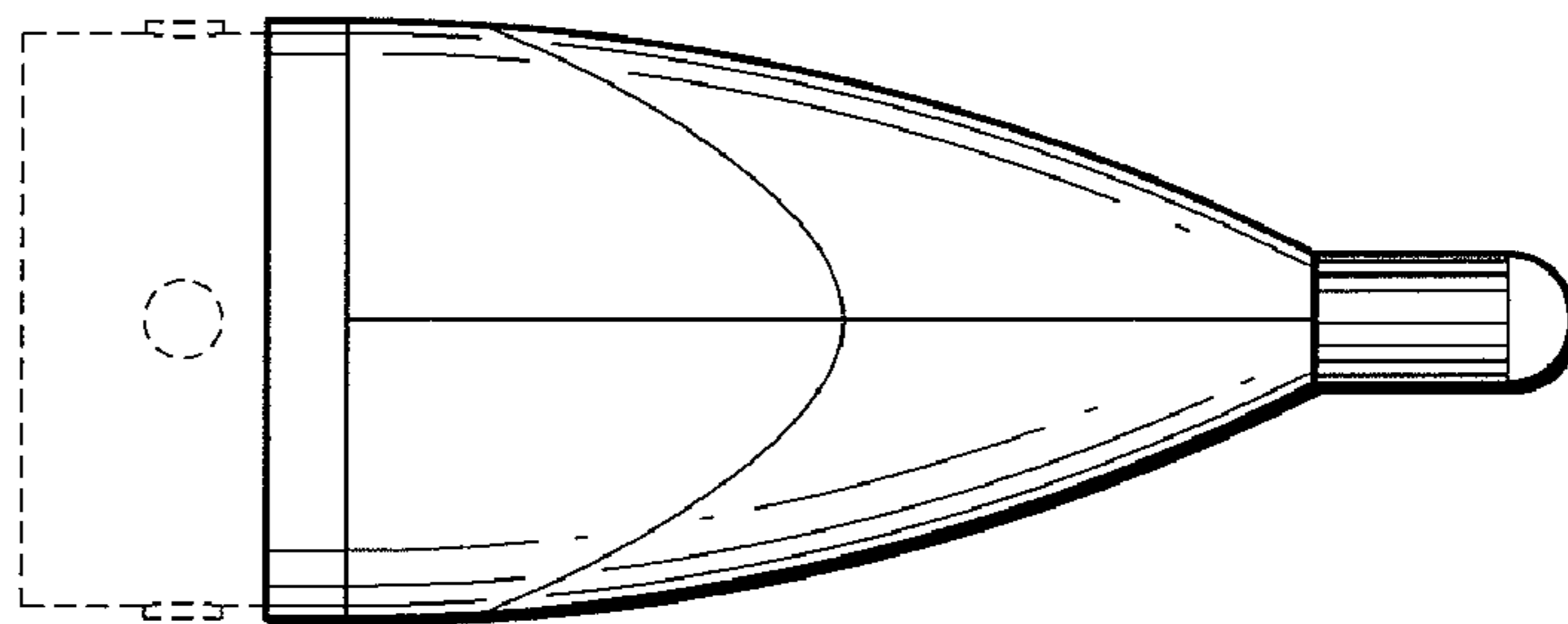
**FIG. 3**



**FIG. 4**



**FIG. 5**



**FIG. 6**