



US00D656231S

(12) **United States Design Patent**  
**Henry et al.**

(10) **Patent No.:** **US D656,231 S**  
(45) **Date of Patent:** **\*\* Mar. 20, 2012**

- (54) **RESPIRATORY MASK**
- (75) Inventors: **Robert Edward Henry**, Roseville (AU);  
**Gerard Michael Rummery**, Woodford (AU); **Phoebe Katherine Hill**, Neutral Bay (AU)
- (73) Assignee: **ResMed Limited**, Bella Vista (AU)
- (\*\*) Term: **14 Years**
- (21) Appl. No.: **29/335,698**
- (22) Filed: **Apr. 20, 2009**
- (51) **LOC (9) Cl.** ..... **29-02**
- (52) **U.S. Cl.** ..... **D24/110.1; D24/110.4; D24/110.5**
- (58) **Field of Classification Search** ..... D24/110, D24/110.1, 110.4, 110.5, 110.2-110.3, 110.6; 128/200.24, 204.11, 204.12, 206.11, 206.12, 128/206.21, 207.13, 207.18  
See application file for complete search history.

(56) **References Cited**

U.S. PATENT DOCUMENTS

4,915,105	A *	4/1990	Lee	.....	128/206.11
D405,522	S *	2/1999	Hoenig et al.	.....	D24/110
6,119,694	A *	9/2000	Correa et al.	.....	128/207.13
D485,905	S *	1/2004	Moore et al.	.....	D24/110.1
D542,912	S *	5/2007	Gunaratnam et al.	....	D24/110.5
D545,961	S *	7/2007	Hitchcock et al.	.....	D24/110.1
D546,441	S *	7/2007	Hitchcock et al.	.....	D24/110.1
D551,340	S *	9/2007	Wood et al.	.....	D24/110
D558,333	S *	12/2007	Hitchcock et al.	.....	D24/110.1
D577,117	S *	9/2008	Biener et al.	.....	D24/110.1
D578,206	S *	10/2008	Hitchcock et al.	.....	D24/110.1
D586,907	S *	2/2009	Judson et al.	.....	D24/110.1
D586,911	S *	2/2009	McAuley et al.	.....	D24/110.5
D589,139	S *	3/2009	Guney et al.	.....	D24/110.1
D600,343	S *	9/2009	Degabriele et al.	.....	D24/110.1
D612,481	S *	3/2010	Reid et al.	.....	D24/110.1
D612,482	S *	3/2010	Degabriele et al.	.....	D24/110.1
D612,933	S *	3/2010	Prentice et al.	.....	D24/110.1
D623,288	S *	9/2010	Lubke et al.	.....	D24/110.1
D627,059	S *	11/2010	Wood et al.	.....	D24/110.5
7,874,293	B2 *	1/2011	Gunaratnam et al.	....	128/207.18
D637,283	S *	5/2011	Selvarajan et al.	.....	D24/110.1

7,942,148	B2	5/2011	Davidson et al.	
7,942,150	B2 *	5/2011	Guney et al.	..... 128/207.18
2008/0047560	A1	2/2008	Veliss et al.	
2008/0092906	A1	4/2008	Gunaratnam et al.	
2009/0139527	A1	6/2009	Ng et al.	
2009/0151729	A1 *	6/2009	Judson et al.	..... 128/207.13
2009/0183739	A1 *	7/2009	Wondka	..... 128/207.18
2009/0223518	A1 *	9/2009	Kwok et al.	..... 128/205.25
2009/0241961	A1 *	10/2009	McAuley et al.	..... 128/207.18
2009/0320851	A1 *	12/2009	Selvarajan et al.	..... 128/207.13
2010/0000534	A1 *	1/2010	Kooij et al.	..... 128/204.18
2010/0018534	A1 *	1/2010	Veliss et al.	..... 128/206.24
2010/0083961	A1 *	4/2010	McAuley et al.	..... 128/207.13

(Continued)

OTHER PUBLICATIONS

Guney et al., U.S. Appl. No. 29/290,776, filed Jan. 2008.

*Primary Examiner* — Wan Laymon

(74) *Attorney, Agent, or Firm* — Nixon & Vanderhye P.C.

(57) **CLAIM**

The ornamental design for a respiratory mask, as shown and described.

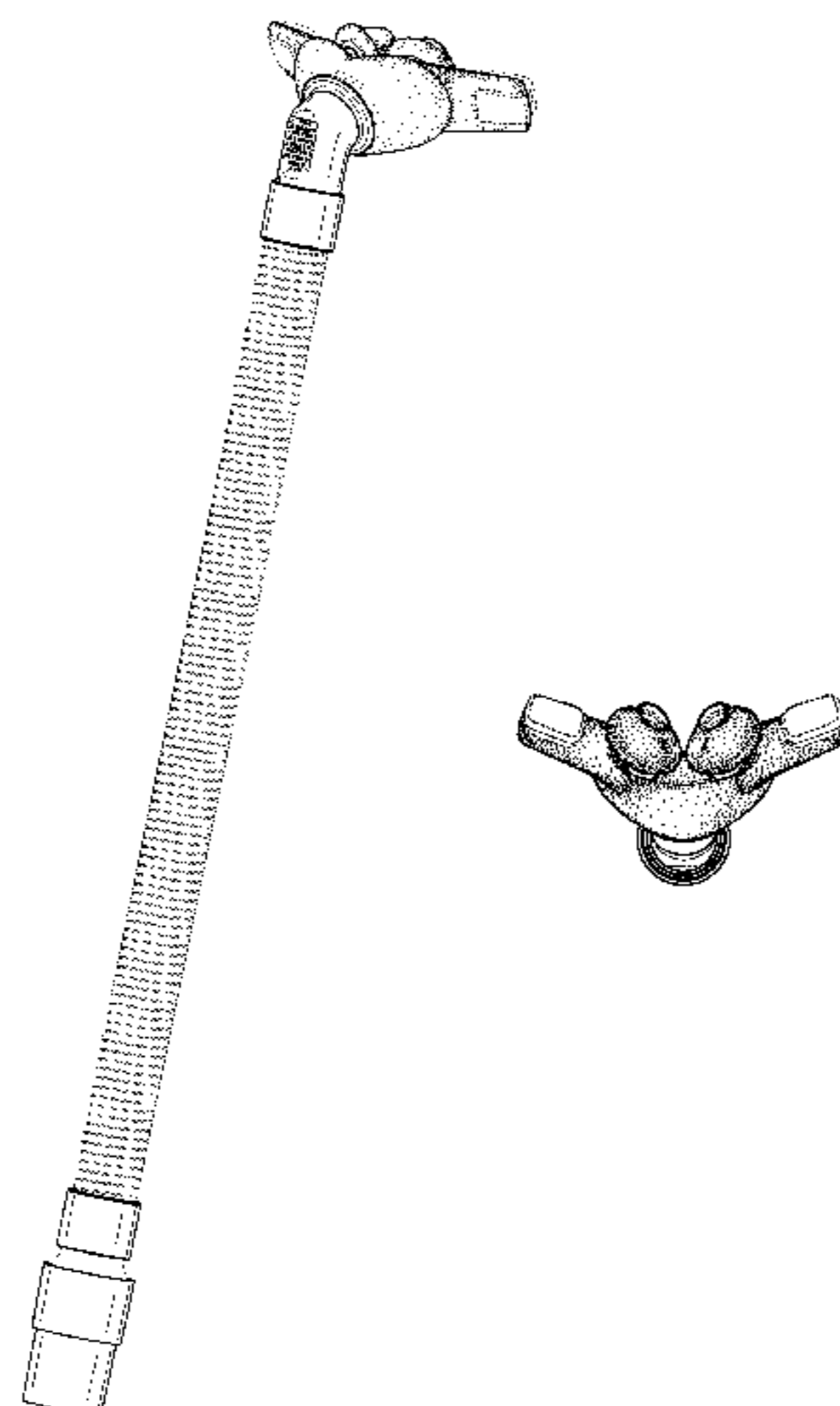
**DESCRIPTION**

FIG. 1 is a rear perspective view of a respiratory mask according to our design;  
 FIG. 2 is a front view thereof;  
 FIG. 3 is a rear view thereof;  
 FIG. 4 is a top view thereof;  
 FIG. 5 is a bottom view thereof;  
 FIG. 6 is a right side view thereof; and,  
 FIG. 7 is a left side view thereof.

Where included, the use of stippling and shading is provided to show contrast in materials and/or to differentiate between different areas of the design.

The broken lines immediately adjacent the shaded areas represent the bounds of the claimed design while all other broken lines represent environmental structure and are for illustrative purposes only; the broken lines form no part of the claimed design.

**1 Claim, 5 Drawing Sheets**



# US D656,231 S

Page 2

---

## U.S. PATENT DOCUMENTS

2010/0132716	A1	6/2010	Selvarajan et al.			
2010/0224195	A1*	9/2010	Henry .....	128/205.25		
2010/0229868	A1*	9/2010	Rummery et al. ....	128/205.25		
2010/0307502	A1	12/2010	Rummery et al.			
2011/0041855	A1*	2/2011	Gunaratnam et al. ...	128/207.18		
2011/0114098	A1*	5/2011	McAuley et al. ....	128/207.18		

\* cited by examiner




Fig. 1




Fig. 2

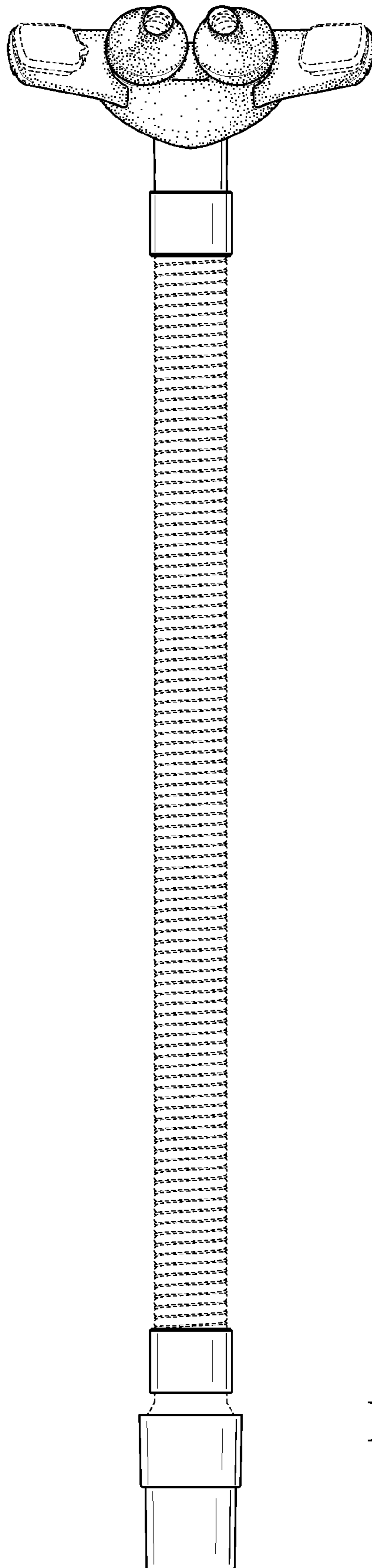


Fig. 3

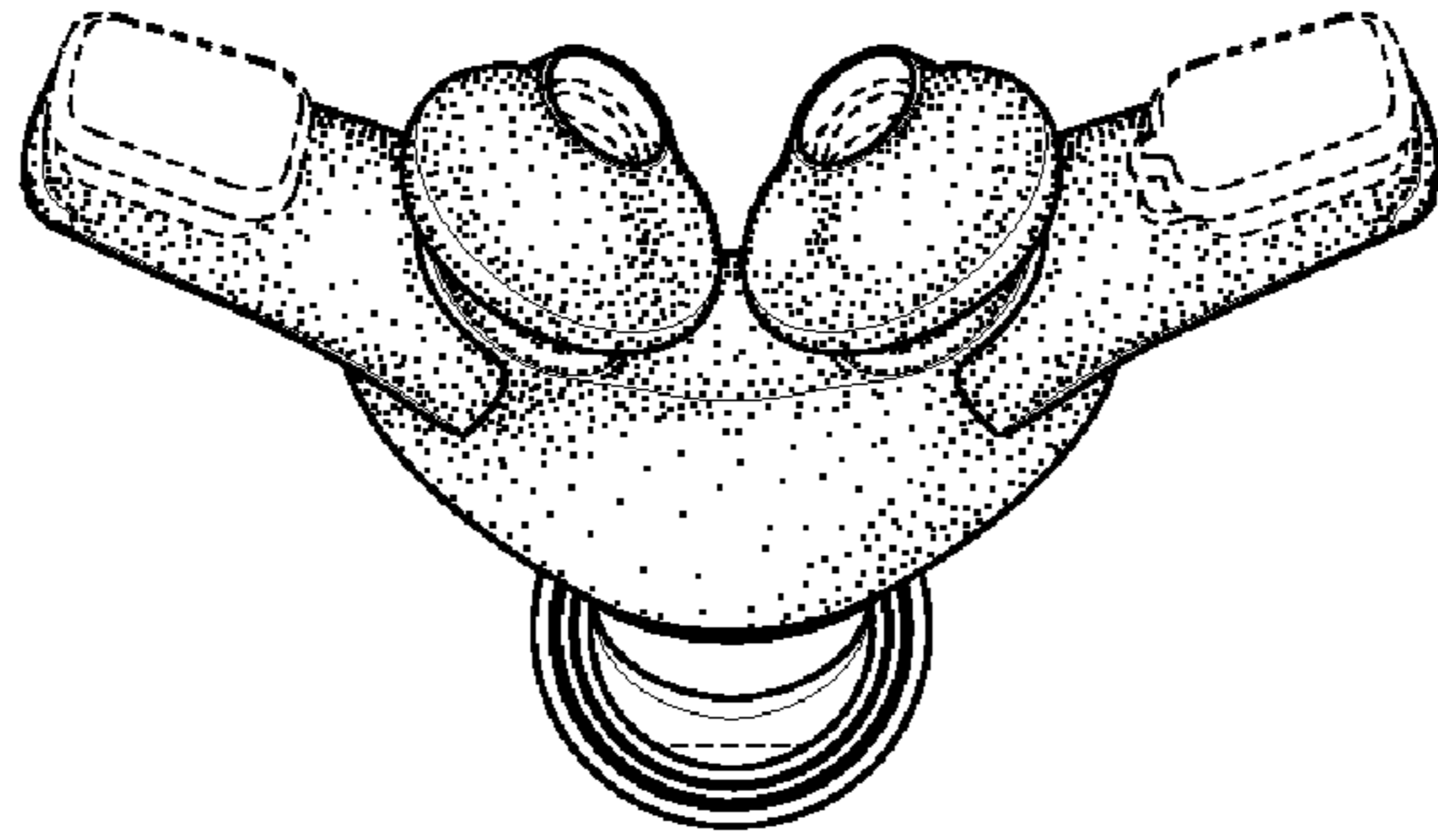


Fig. 4

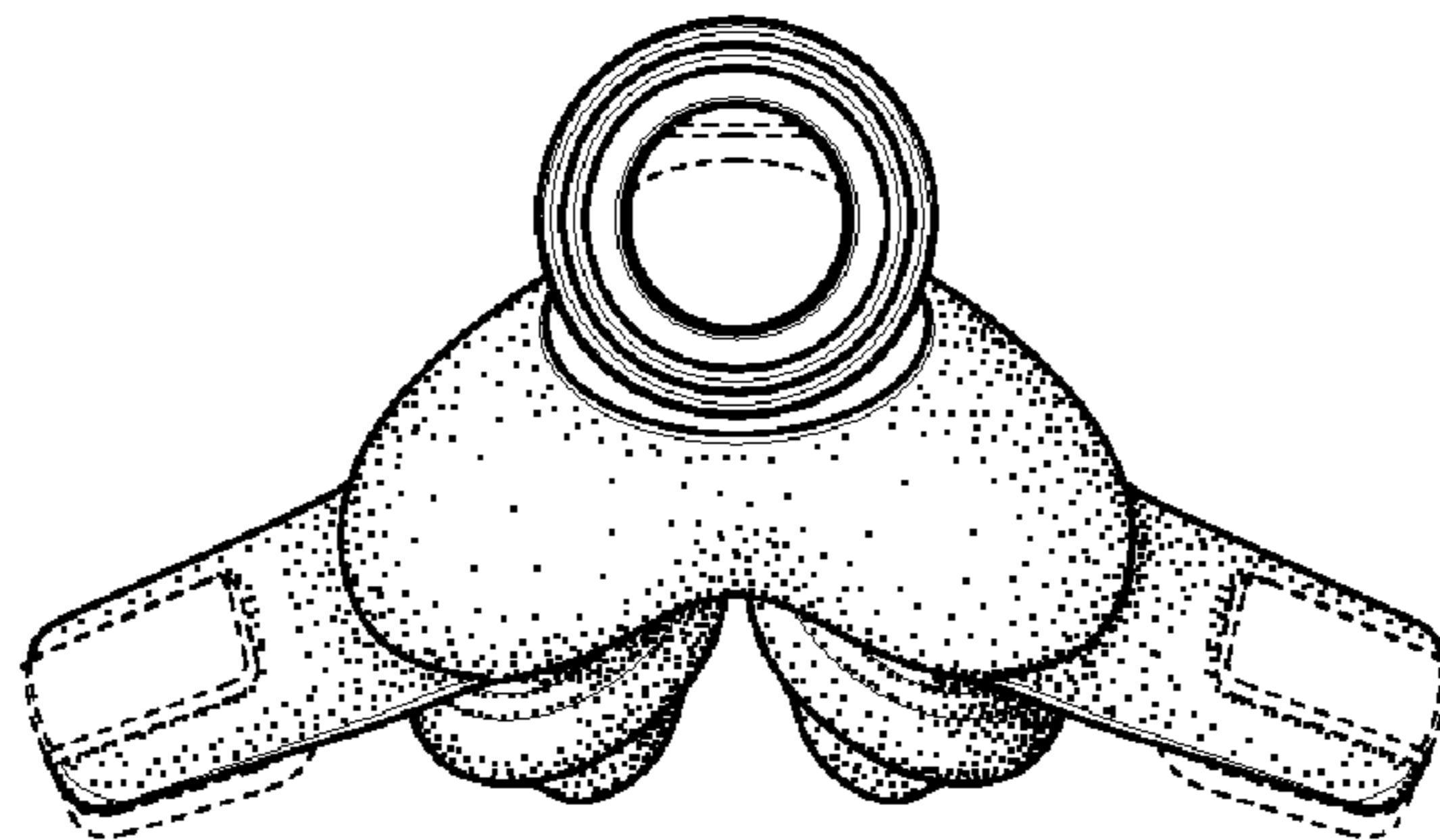


Fig. 5




Fig. 6




Fig. 7