



US00D656230S

(12) **United States Design Patent**
Robinson et al.

(10) **Patent No.:** **US D656,230 S**
(45) **Date of Patent:** **** Mar. 20, 2012**

(54) **REMOVABLE TOP FOR A PORTABLE VAPORIZER**

(75) Inventors: **Alexander Robinson**, San Francisco, CA (US); **Joseph Taylor**, San Francisco, CA (US); **Mark Williams**, San Francisco, CA (US)

(73) Assignee: **NWT Holdings, LLC**, Seattle, WA (US)

(**) Term: **14 Years**

(21) Appl. No.: **29/396,048**

(22) Filed: **Jun. 24, 2011**

(51) **LOC (9) Cl.** **23-04**

(52) **U.S. Cl.** **D23/363**

(58) **Field of Classification Search** D23/355-366, D23/352, 369, 332, 333, 335, 336, 342, 351; 422/120, 122; 55/356, 473, 504; 96/97; D14/188, 170, 172; 261/DIG. 17, DIG. 65, 261/DIG. 88, DIG. 31; D18/34.6

See application file for complete search history.

(56) **References Cited**

U.S. PATENT DOCUMENTS

D415,266 S *	10/1999	Glattstein	D23/356
D446,849 S *	8/2001	Weinberg	D23/364
D503,467 S *	3/2005	Flashinski et al.	D23/366
D512,494 S *	12/2005	Haranaka	D23/355
D513,070 S *	12/2005	Haranaka	D23/355
D523,414 S *	6/2006	Kobayashi	D14/188
D539,883 S *	4/2007	Lee et al.	D23/351

D575,860 S *	8/2008	Wu	D23/366
D583,450 S *	12/2008	Choi	D23/364
D584,281 S *	1/2009	Kim et al.	D14/188
D625,398 S *	10/2010	Choi	D23/364
D633,610 S *	3/2011	Wu	D23/366
D636,474 S *	4/2011	Choi et al.	D23/351

* cited by examiner

Primary Examiner — David Muller

(74) *Attorney, Agent, or Firm* — Steven R. Vosen

(57) **CLAIM**

We claim the ornamental design for a removable top for a portable vaporizer, as shown and described.

DESCRIPTION

FIG. 1 is an upper right front perspective view of a removable top for a portable vaporizer shown on a disclaimed portable vaporizer;

FIG. 2 is a lower right rear perspective view of the removable top of FIG. 1;

FIG. 3 is a top plan view of the removable top of FIG. 1;

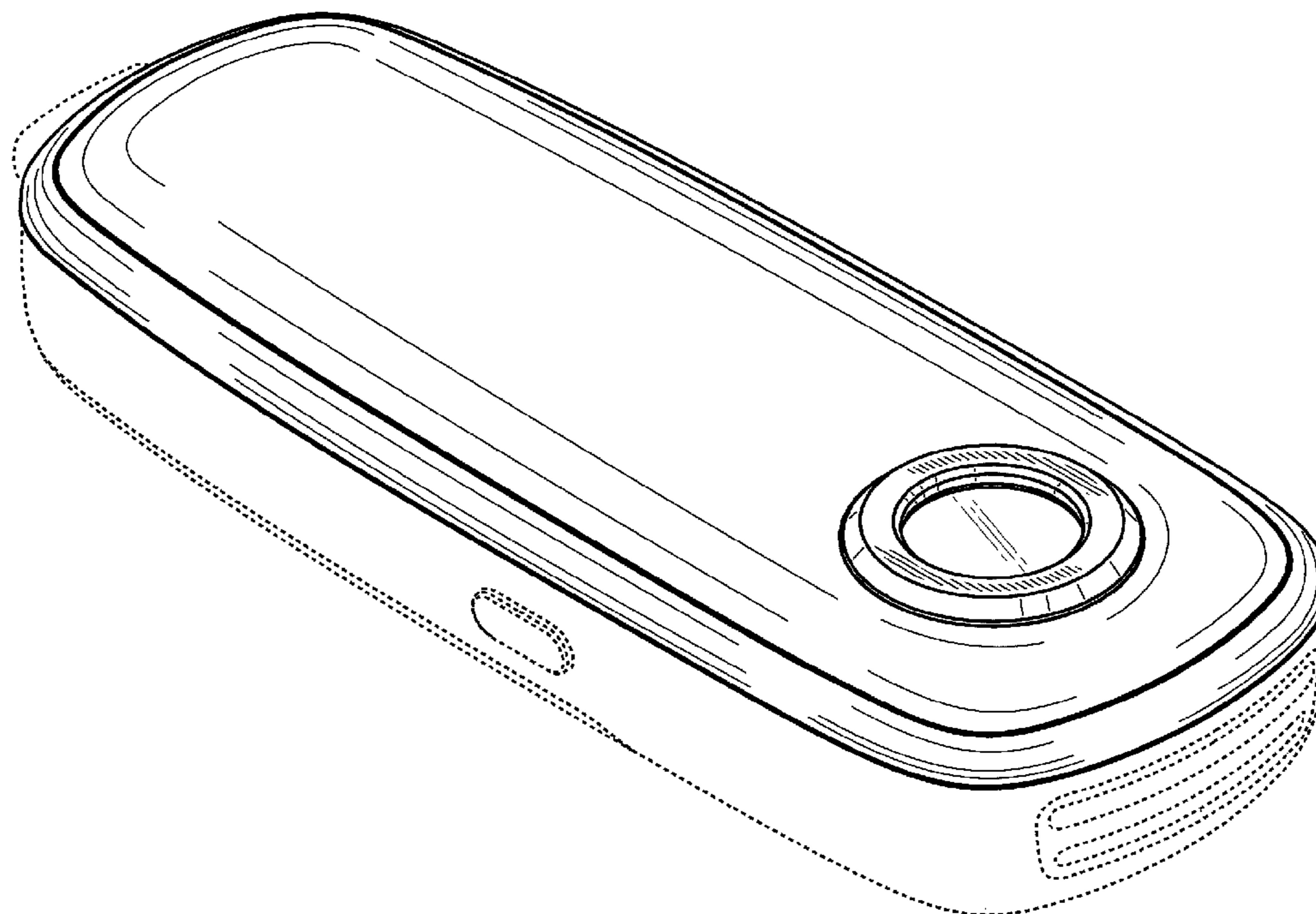
FIG. 4 is a left side elevational view of the removable top of FIG. 1, the right side elevational view is a mirror image thereof;

FIG. 5 is a rear elevational view of the removable top of FIG. 1;

FIG. 6 is a front elevational view of the removable top of FIG. 1; and,

FIG. 7 is a bottom plan view of the removable top of FIG. 1. The broken line showing of portable vaporizer in FIG. 1 is for the purpose of illustrating environmental structure and forms no part of the claimed design.

1 Claim, 4 Drawing Sheets



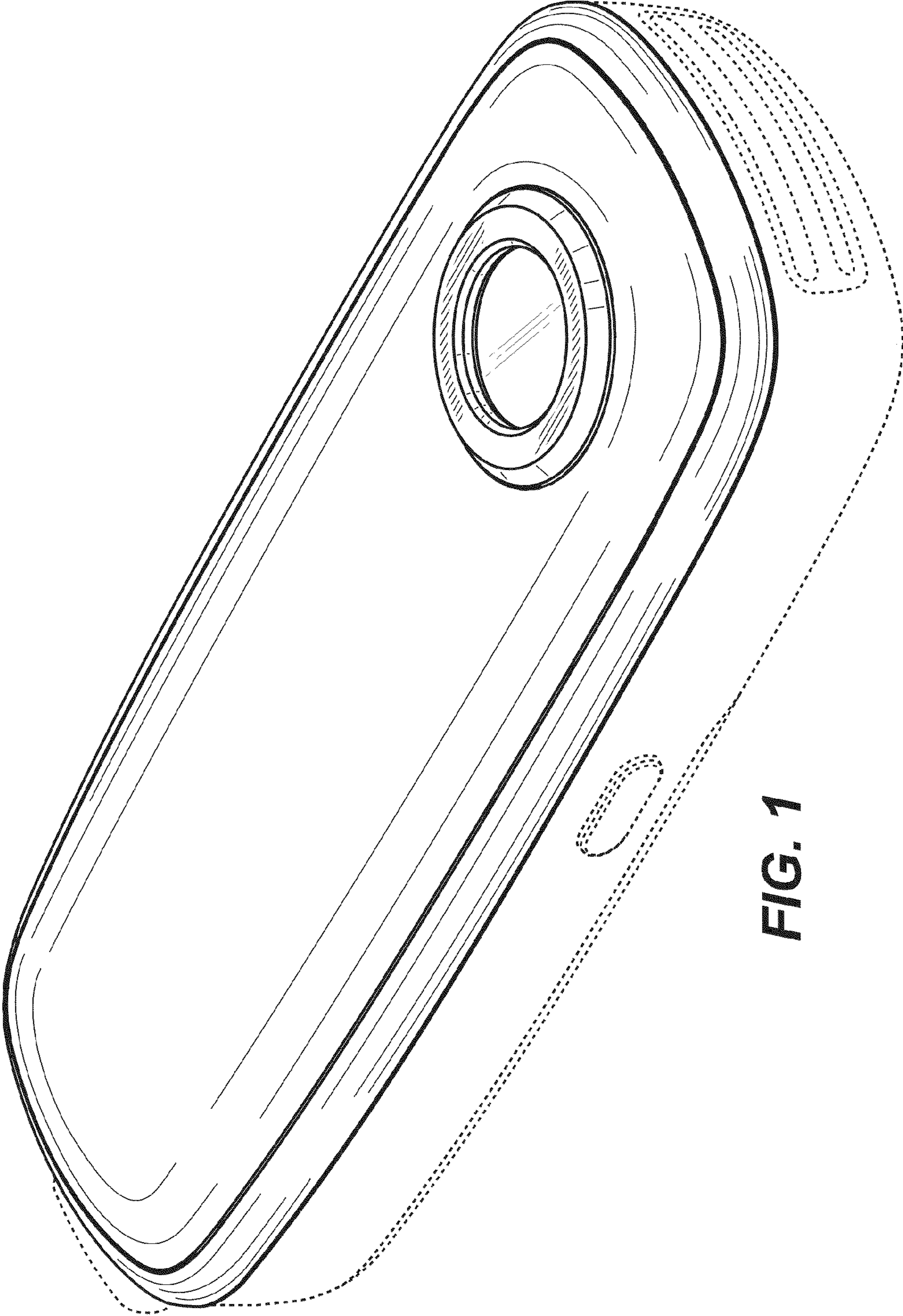


FIG. 1

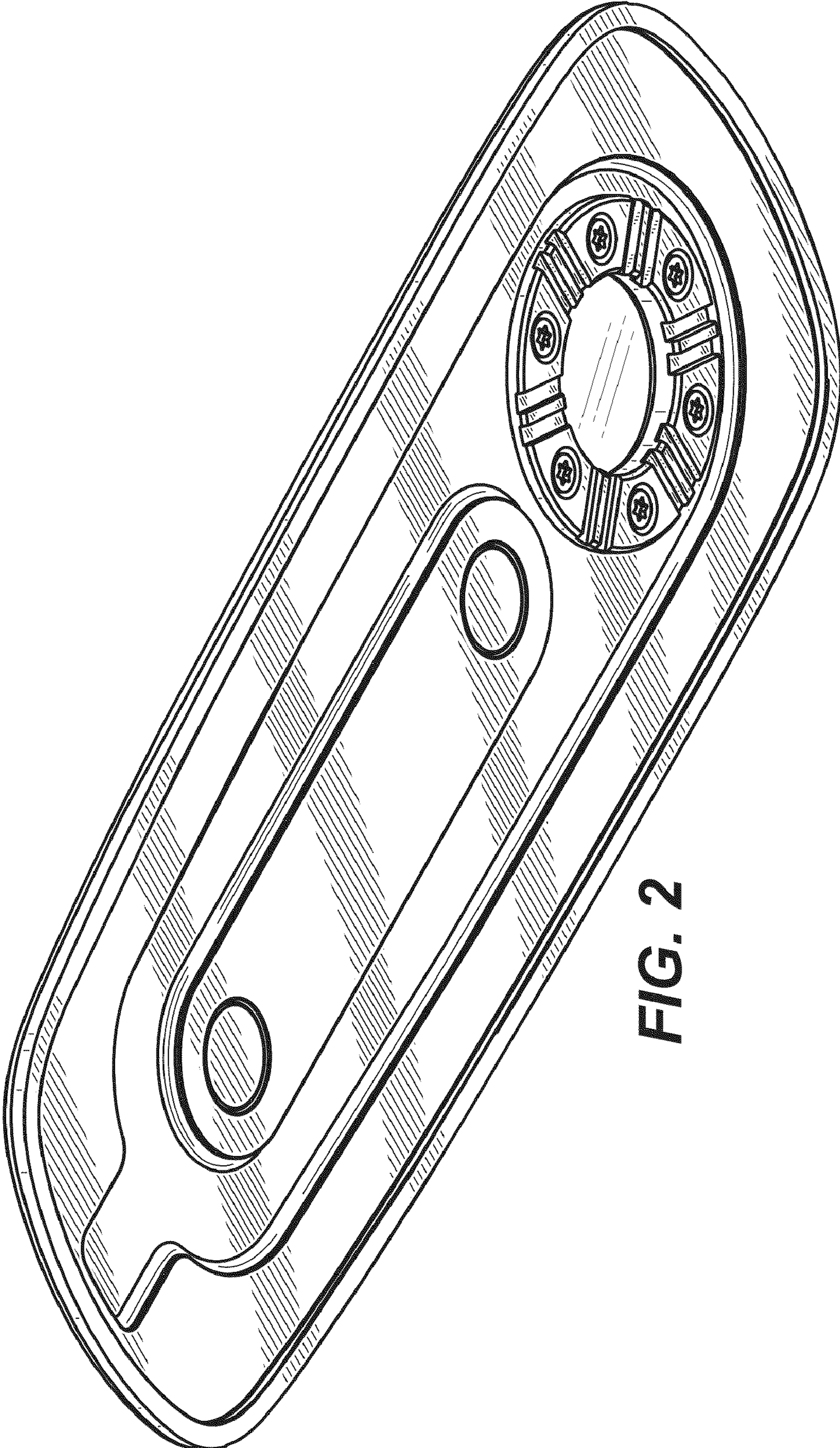


FIG. 2

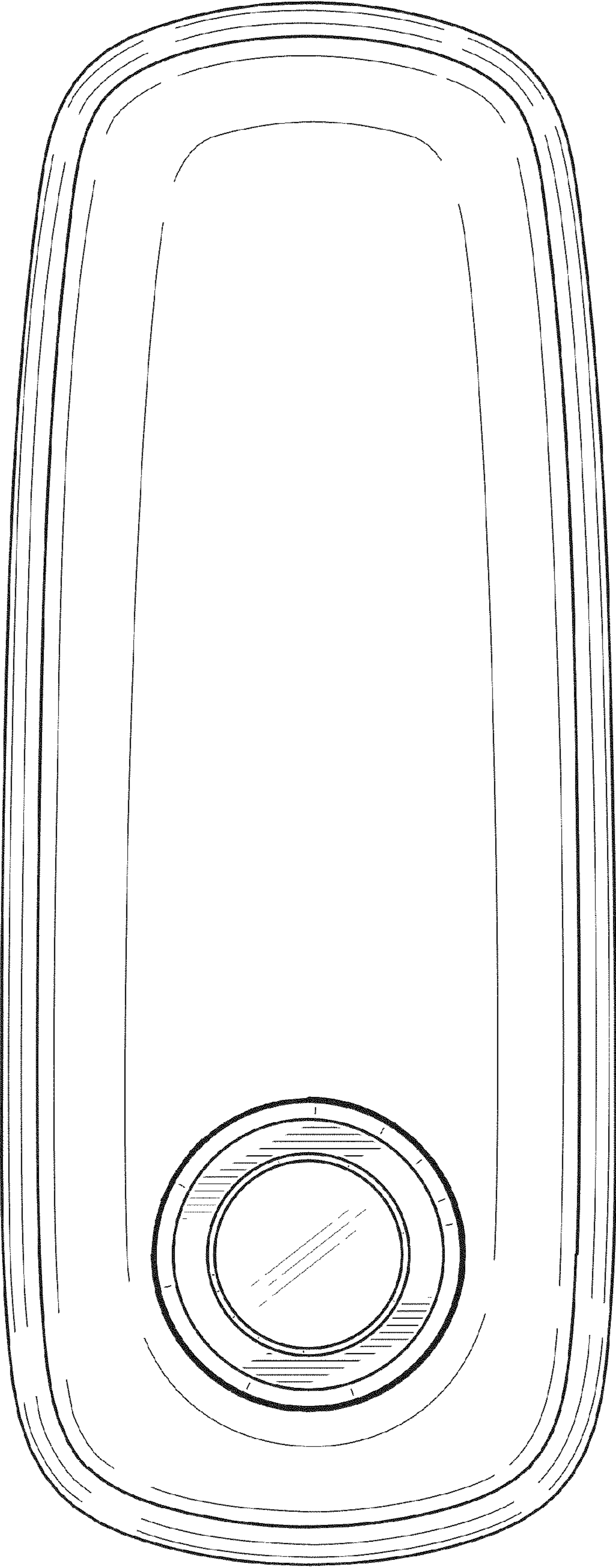


FIG. 3




FIG. 4




FIG. 5



FIG. 6




FIG. 7