



US00D656209S

(12) **United States Design Patent**
Bonds et al.

(10) **Patent No.:** **US D656,209 S**
(45) **Date of Patent:** **** Mar. 20, 2012**

(54) **BALL BAT**

(76) Inventors: **Frederick R. Bonds**, Mt. Pleasant, MI (US); **Derek M. Bonds**, Mt. Pleasant, MI (US)

(**) Term: **14 Years**

(21) Appl. No.: **29/372,765**

(22) Filed: **Jan. 7, 2011**

(51) **LOC (9) Cl.** **21-02**

(52) **U.S. Cl.** **D21/725**

(58) **Field of Classification Search** D21/725;
473/564-568

See application file for complete search history.

(56) **References Cited**

U.S. PATENT DOCUMENTS

5,490,669	A *	2/1996	Smart	473/564
D426,598	S *	6/2000	Kim	D21/725
6,878,080	B2 *	4/2005	Chang	473/564
6,929,573	B1 *	8/2005	Chang	473/567
D526,034	S *	8/2006	Davis et al.	D21/725
D572,779	S *	7/2008	Penfold	D21/725

* cited by examiner

Primary Examiner — Mitchell Siegel

(74) *Attorney, Agent, or Firm* — Robert L. McKellar; McKellar IP Law, PLLC

(57) **CLAIM**
The ornamental design for a ball bat, as shown and described.

DESCRIPTION

FIG. 1 is a front perspective view of my new design ball bat; FIG. 2 is a rear elevation view of my new design ball bat; FIG. 3 is a top elevation view, the bottom elevation view being a mirror image of the top view; FIG. 4 is a front elevation view of my new design ball bat; FIG. 5 is a near end elevation view of my new design ball bat; FIG. 6 is a distal end elevation view of my new design ball bat; FIG. 7 is a rear elevation view showing the three main colors of my new design ball bat; FIG. 8 is a top elevation view showing the three main colors of the bat, the bottom elevation view being a mirror image of the top view; FIG. 9 is a front elevation view showing the three main colors of the bat; FIG. 10 is a near end elevation view showing the three main colors of the bat; and, FIG. 11 is a distal end elevation view showing the three main colors of the bat.

1 Claim, 9 Drawing Sheets






FIG. 1



FIG. 2



FIG. 3




FIG. 4




FIG. 5



FIG. 6

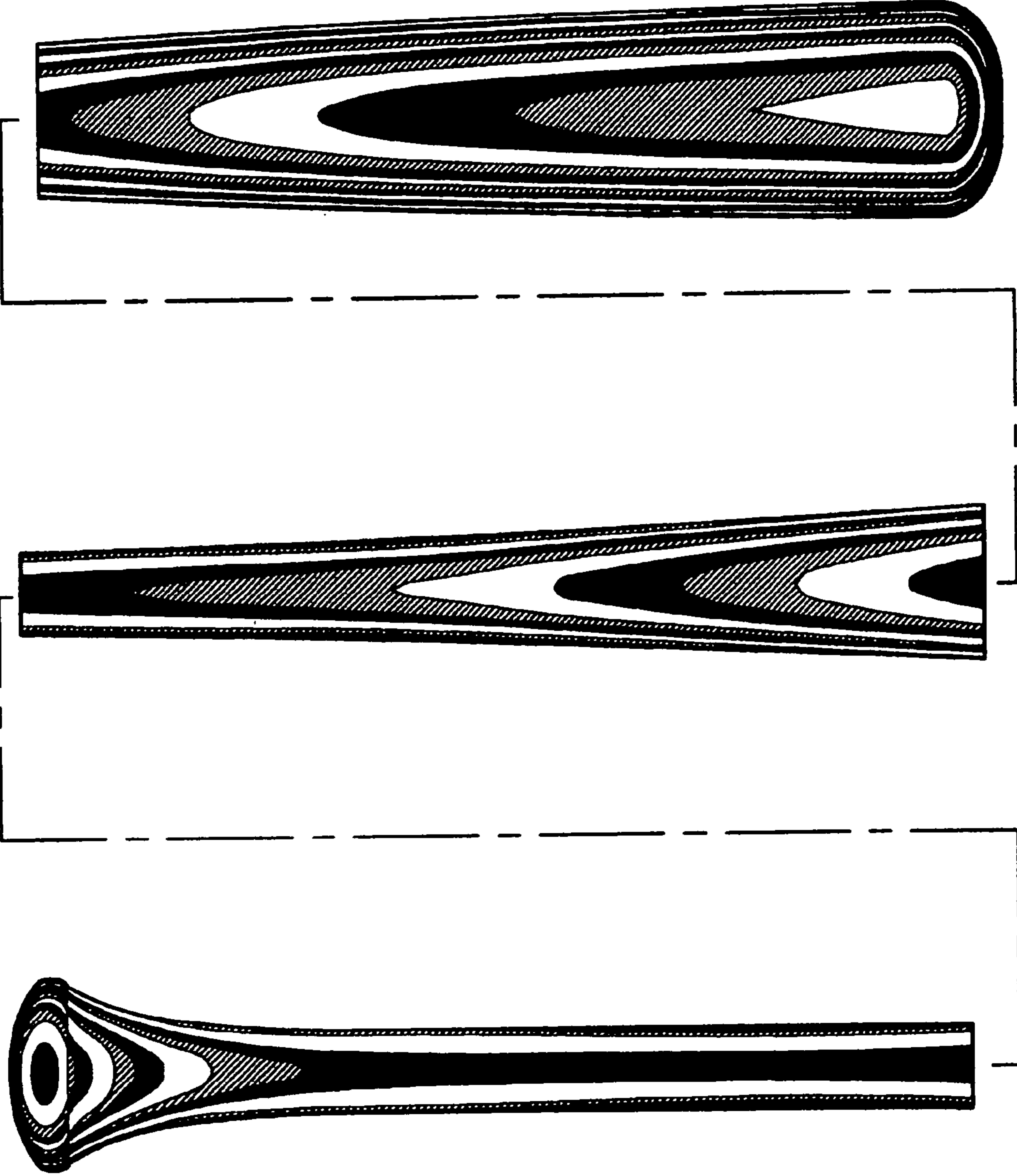


FIG. 7




FIG. 8




FIG. 9




FIG. 10




FIG. 11