



US00D656180S

(12) **United States Design Patent**
Corcoran et al.

(10) **Patent No.:** **US D656,180 S**
(45) **Date of Patent:** **** Mar. 20, 2012**

- (54) **ELECTRONIC MEDIA CUTTER**
- (75) Inventors: **Kevin L. Corcoran**, Mission Viejo, CA (US); **Jared B. Wilson**, Santa Ana, CA (US); **Gerald Ayala**, Provo, UT (US)
- (73) Assignee: **Ellison Educational Equipment, Inc.**, Lake Forest, CA (US)
- (**) Term: **14 Years**

- (21) Appl. No.: **29/348,166**
 - (22) Filed: **Dec. 4, 2009**
 - (51) **LOC (9) Cl.** **18-04**
 - (52) **U.S. Cl.** **D18/34.3**
 - (58) **Field of Classification Search** D15/127-129, D15/145, 146; D18/34.1, 34.3, 34.8, 50; 30/151, 292, 294, 319; 83/66, 127, 167, 83/321, 322, 334, 512, 544, 547, 563, 565, 83/614, 624, 674, 745, 927; 100/211, 233, 100/245, 282, 295, 902; 225/97, 103; 493/342, 493/354, 372
- See application file for complete search history.

- (56) **References Cited**
- U.S. PATENT DOCUMENTS
- D407,712 S * 4/1999 Hasegawa D14/422
- D412,013 S * 7/1999 Karten et al. D18/50

- D483,059 S * 12/2003 Goh et al. D18/50
 - D497,940 S * 11/2004 Hwang et al. D18/50
 - D533,897 S * 12/2006 Workman et al. D18/34.3
 - D534,204 S * 12/2006 Workman et al. D18/34.3
 - D543,583 S * 5/2007 Workman et al. D18/34.3
 - D544,508 S * 6/2007 Beno et al. D15/146
 - D566,756 S * 4/2008 Massey et al. D18/50
 - D602,966 S * 10/2009 Kiple et al. D15/146
 - D633,118 S * 2/2011 Beatty et al. D15/146
 - 2007/0012152 A1 * 1/2007 Workman et al. 83/614
- * cited by examiner

Primary Examiner — Patricia Palasik
(74) *Attorney, Agent, or Firm* — Morland C. Fischer

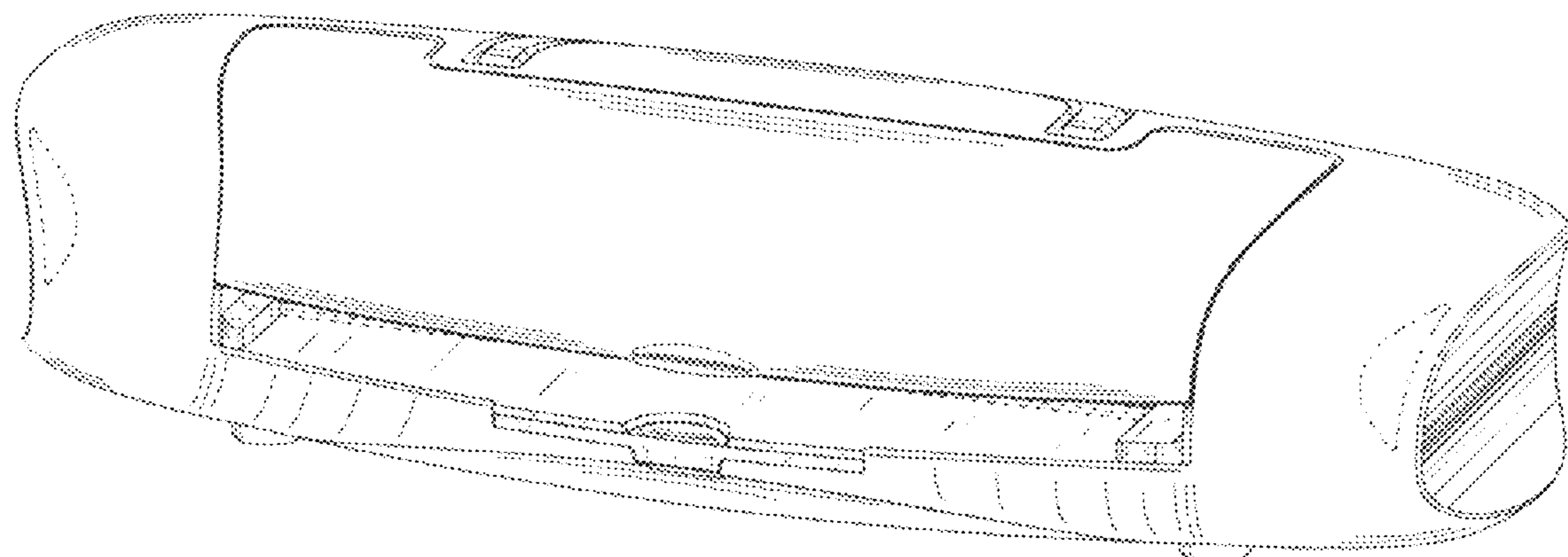
(57) **CLAIM**
The ornamental design for an electronic media cutter, as shown and described.

DESCRIPTION

FIG. 1 is a top plan view of an electronic media cutter which forms our new design;
FIG. 2 is a bottom plan view thereof;
FIG. 3 is a front elevational view thereof;
FIG. 4 is a rear elevational view thereof;
FIG. 5 is a left side elevational view thereof, this side and the opposite right side being mirror images; and;
FIG. 6 is a perspective view showing the front, top and right side thereof.

The broken lines in the drawings depict unclaimed environmental subject matter.

1 Claim, 3 Drawing Sheets



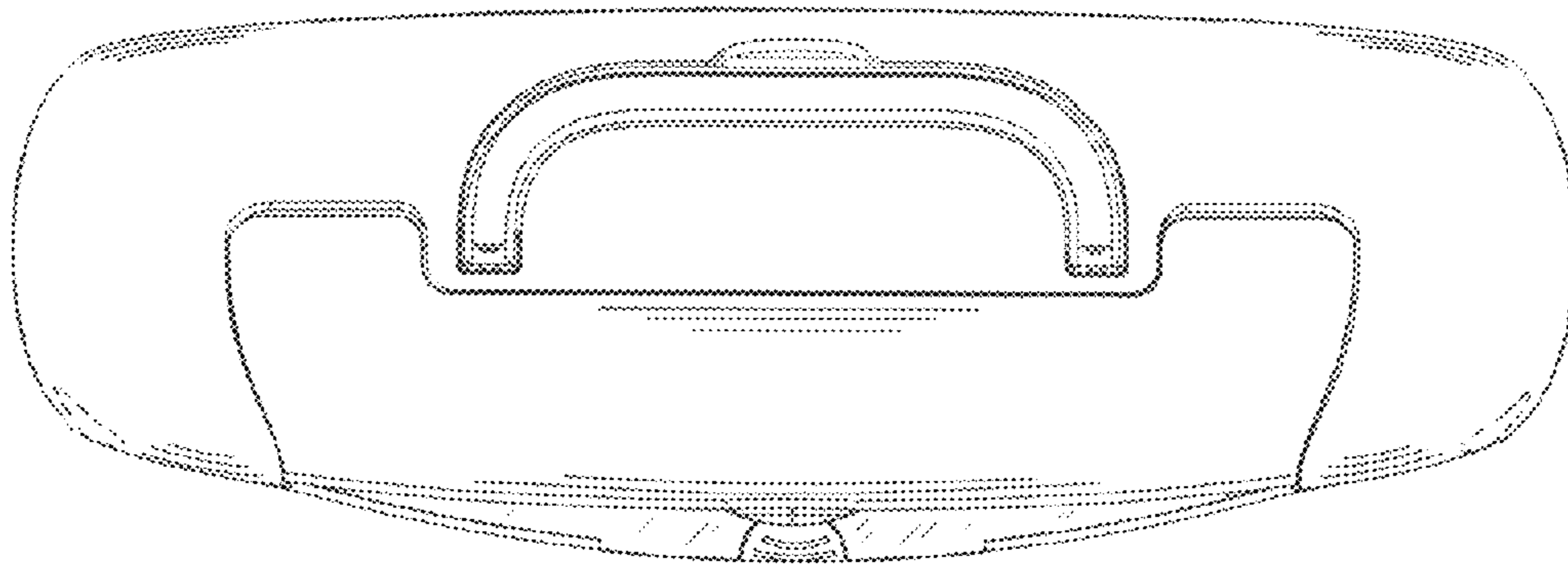


FIG 1

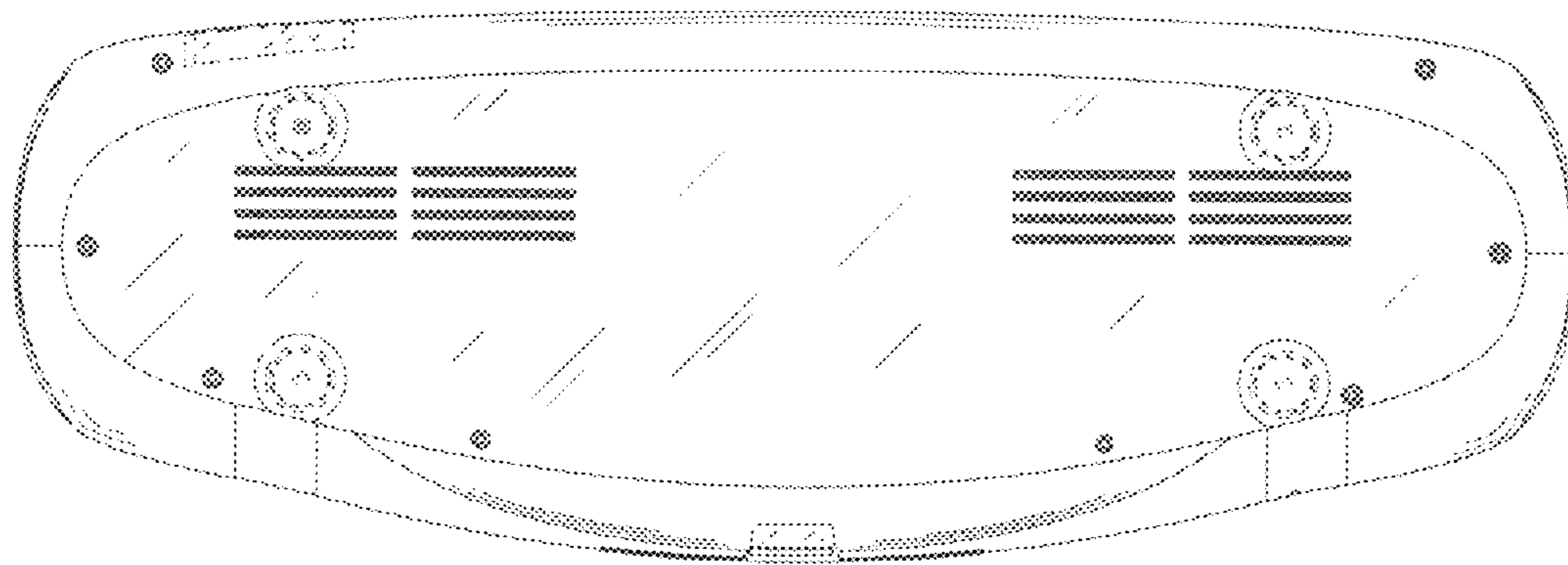


FIG 2

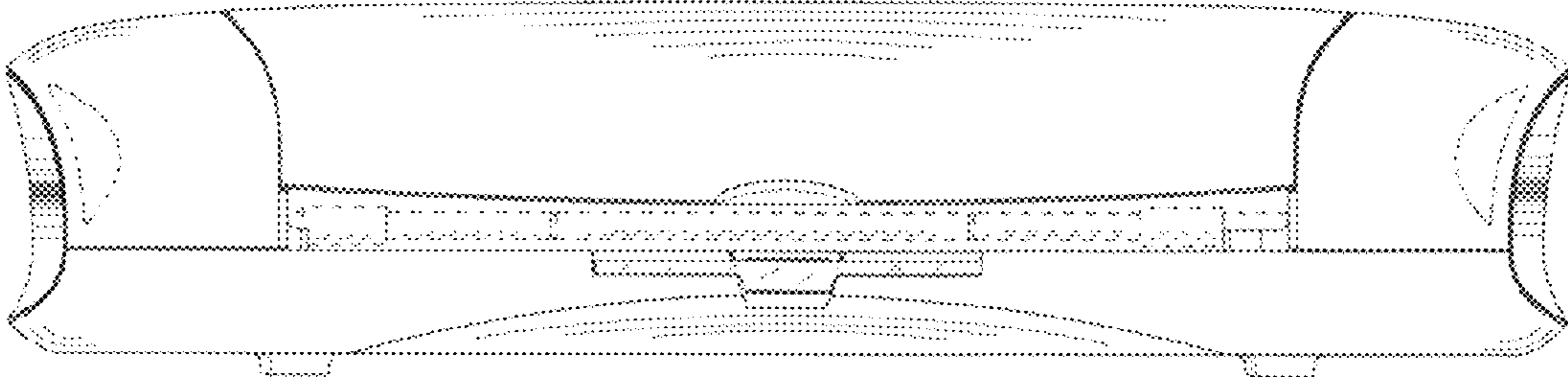


FIG 3




FIG 4

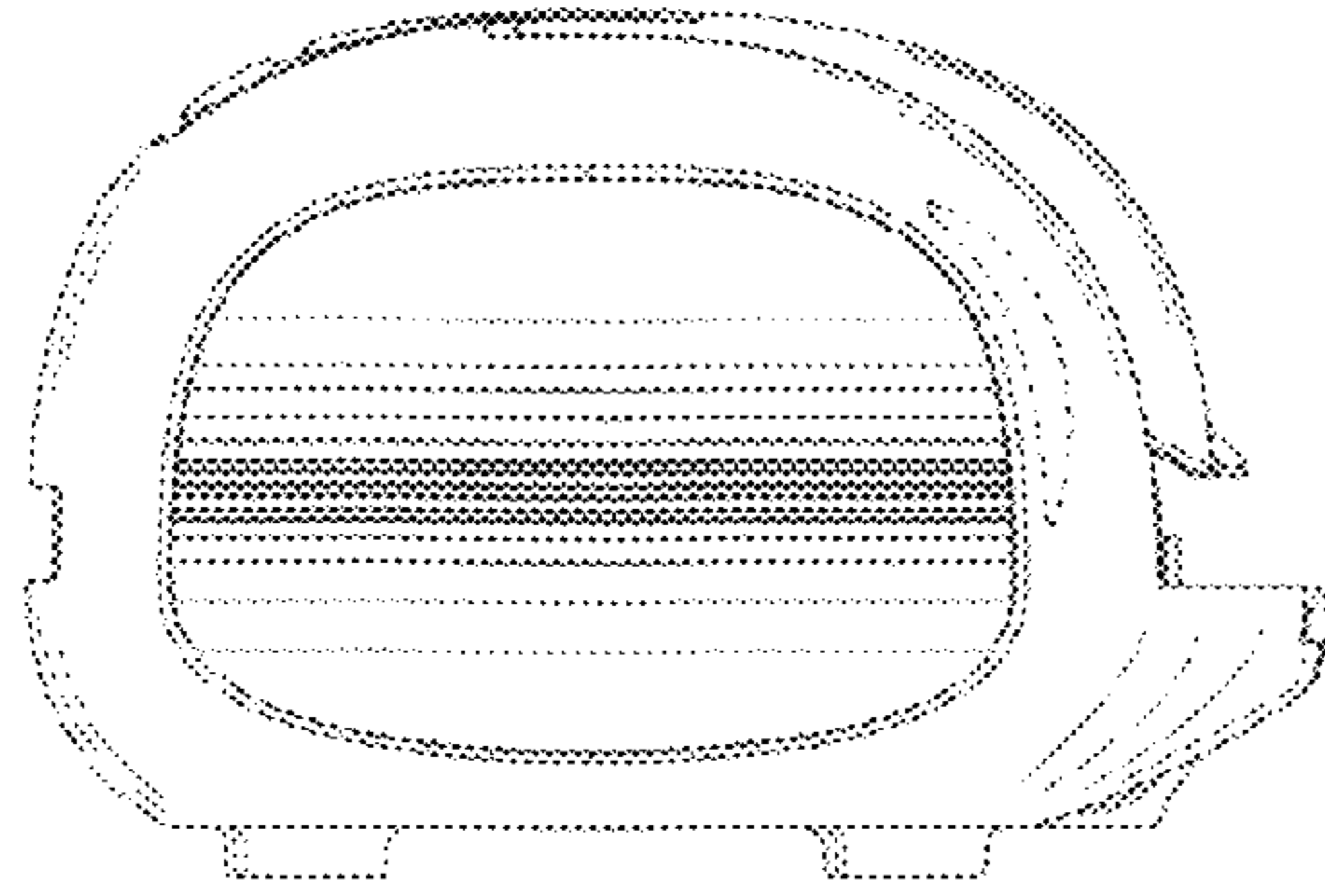


FIG 5

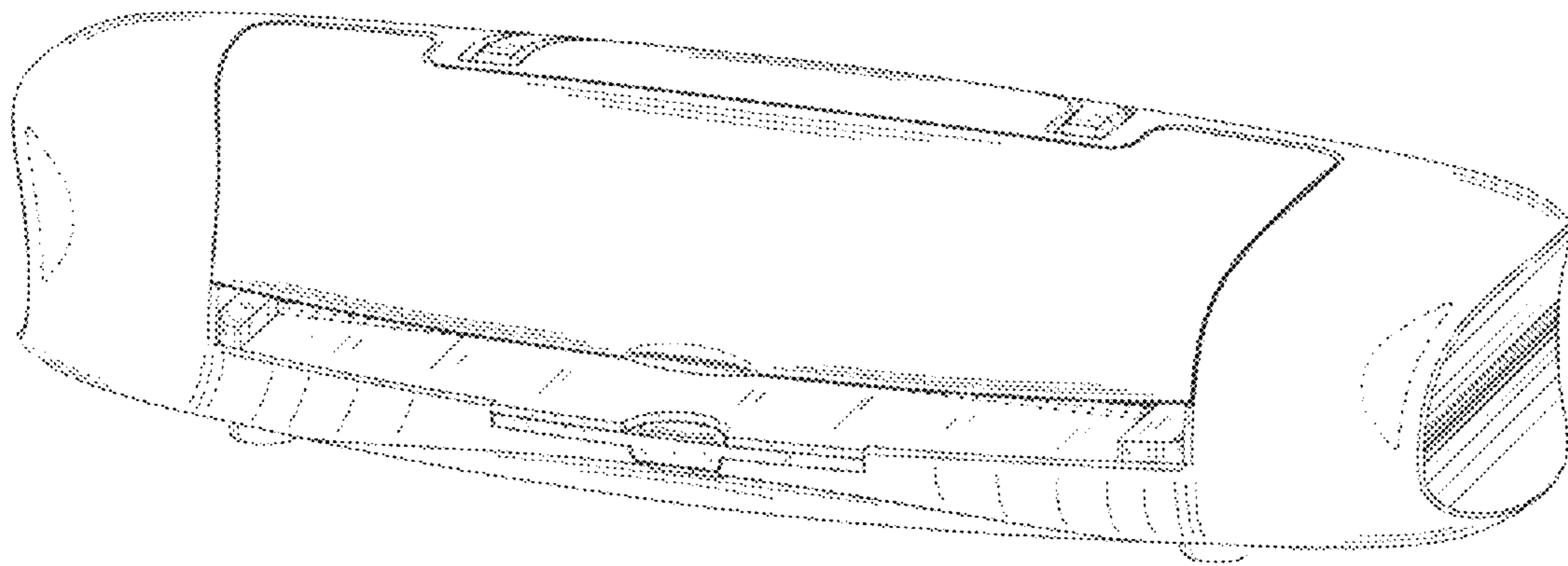


FIG 6