

US00D656177S

(12) **United States Design Patent**
Sallard

(10) **Patent No.:** **US D656,177 S**
(45) **Date of Patent:** **** Mar. 20, 2012**

(54) **GLASSES**

(75) Inventor: **Emmanuelle Sallard**, Paris (FR)

(73) Assignee: **Cartier Creation Studio SA** (CH)

(**) Term: **14 Years**

(21) Appl. No.: **29/365,634**

(22) Filed: **Jul. 13, 2010**

(51) **LOC (9) Cl.** **16-06**

(52) **U.S. Cl.** **D16/326; D16/335**

(58) **Field of Classification Search** D16/101,
D16/300-342, 900; D29/109-110; D24/110.2;
351/41, 44, 51-52, 62, 158, 92, 103-123,
351/140, 153, 45-46; 2/426-432, 447-449,
2/441, 434-437, 13, 15; D21/483, 659-661
See application file for complete search history.

(56) **References Cited**

U.S. PATENT DOCUMENTS

D472,915 S * 4/2003 Rohrbach et al. D16/326
D536,363 S * 2/2007 Miklitarian D16/326
D545,349 S * 6/2007 Chen D16/326

D553,176 S * 10/2007 Yee et al. D16/326
D553,664 S * 10/2007 Teng D16/326
D555,187 S * 11/2007 Yee D16/326
D558,254 S * 12/2007 Hsu D16/326
D571,392 S * 6/2008 Miklitarian D16/326

* cited by examiner

Primary Examiner — Raphael Barkai

(74) *Attorney, Agent, or Firm* — Galbreath Law Offices,
P.C.; John A. Galbreath

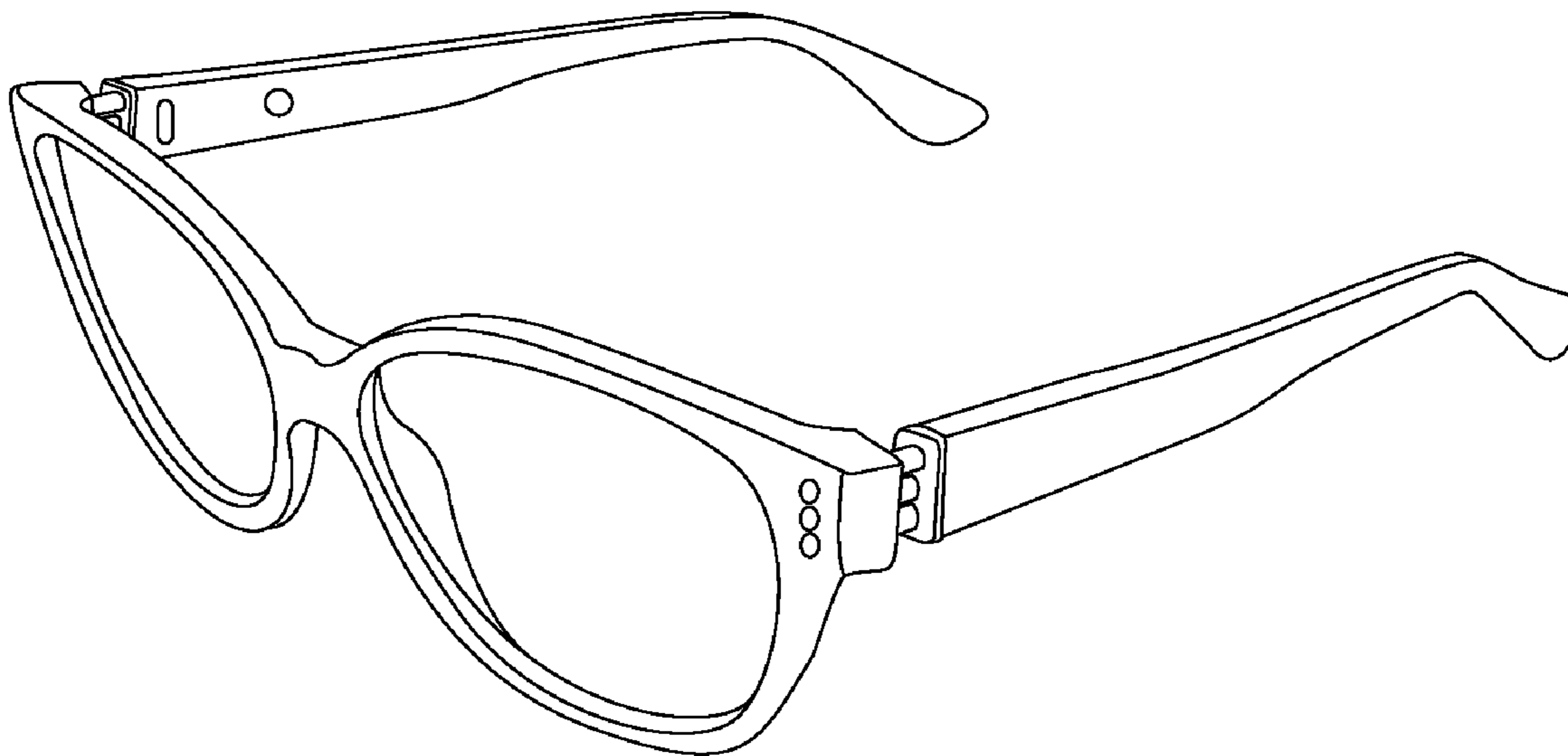
(57) **CLAIM**

The ornamental design for glasses, as shown and described.

DESCRIPTION

FIG. 1 is a front view of the invention;
FIG. 2 is a back view of the invention;
FIG. 3 is a side view of the invention;
FIG. 4 is another side view of the invention, showing the side
opposite that shown in FIG. 3;
FIG. 5 is a perspective view of the invention;
FIG. 6 is a top view of the invention; and,
FIG. 7 is a bottom view of the invention.

1 Claim, 2 Drawing Sheets



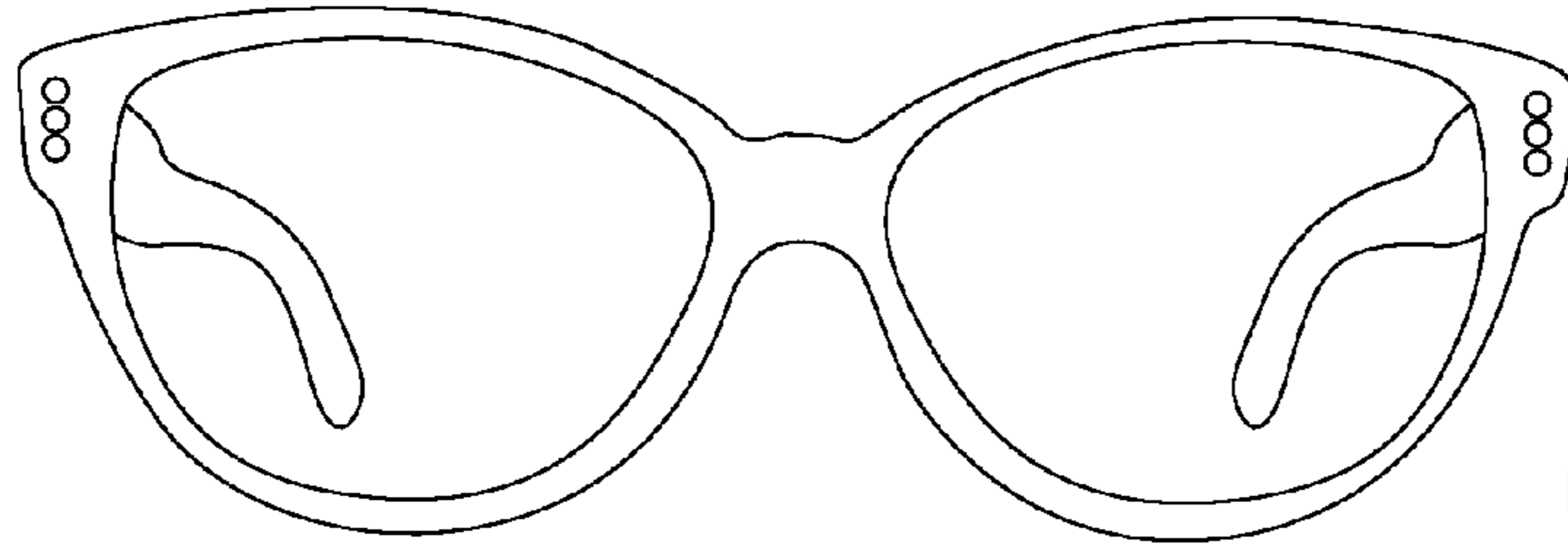


Fig. 1




Fig. 2

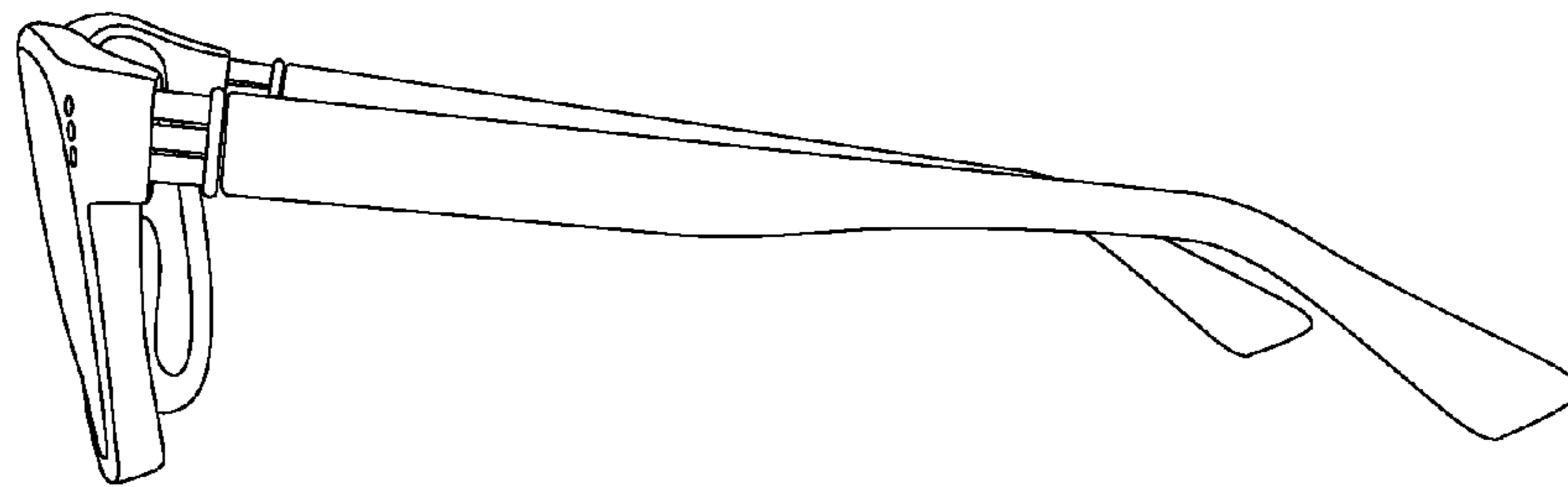


Fig. 3




Fig. 4

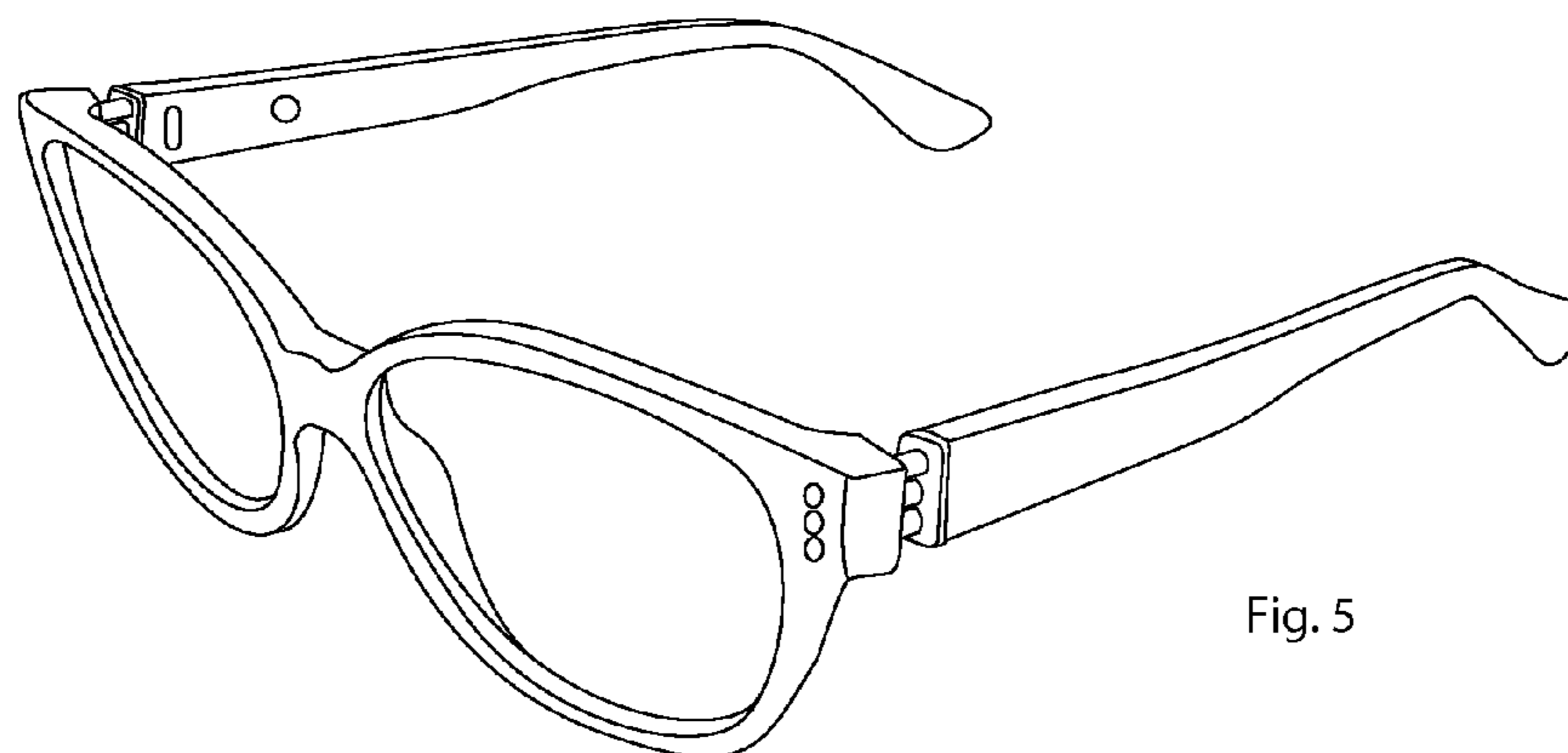


Fig. 5

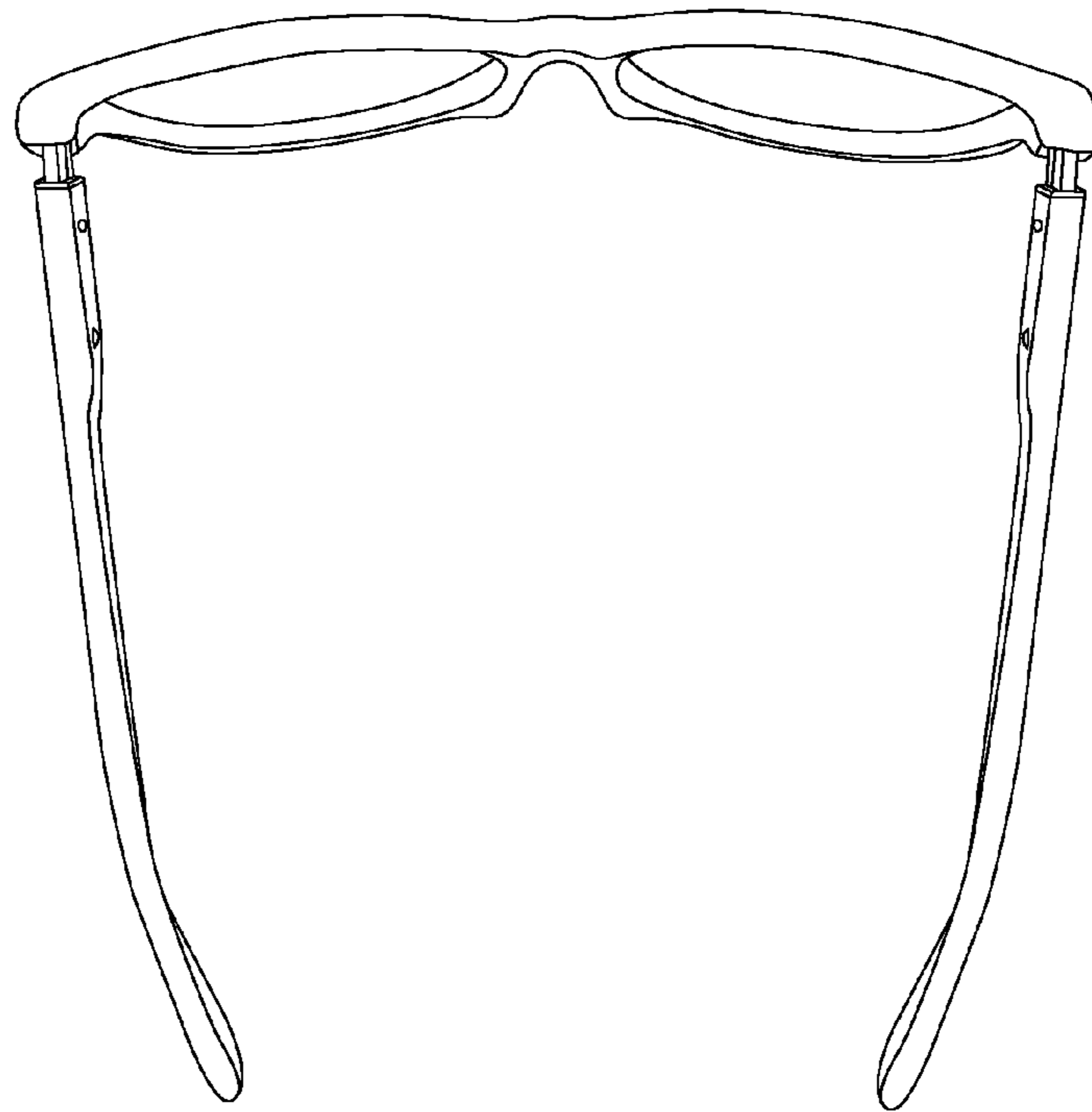


Fig. 6




Fig. 7