



US00D656160S

(12) **United States Design Patent**
Strommen et al.

(10) **Patent No.:** **US D656,160 S**
(45) **Date of Patent:** **** Mar. 20, 2012**

(54) **AIR FILTER**

(75) Inventors: **Edward T. Strommen**, Menomonee Falls, WI (US); **Christopher T. Horvat**, Milwaukee, WI (US); **Michael Plutte**, Oak Creek, WI (US)

(73) Assignee: **Briggs & Stratton Corporation**, Wauwatosa, WI (US)

(**) Term: **14 Years**

(21) Appl. No.: **29/335,441**

(22) Filed: **Apr. 15, 2009**

(51) **LOC (9) Cl.** **15-01**

(52) **U.S. Cl.** **D15/5**

(58) **Field of Classification Search** D15/5, D15/1; D23/365; 55/493, 490

See application file for complete search history.

(56) **References Cited**

U.S. PATENT DOCUMENTS

2,881,860	A	4/1959	Ternes	
2,999,562	A	9/1961	Lechtenberg	
3,039,254	A	6/1962	Thornburgh	
3,355,863	A	12/1967	Pittsley	
3,413,780	A	12/1968	Amlott et al.	
3,796,027	A	3/1974	Gumtow	
4,396,407	A	8/1983	Reese	
4,425,145	A	1/1984	Reese	
4,552,574	A	11/1985	Hotta	
5,059,221	A	10/1991	McWilliam	
6,612,275	B2	9/2003	Immel et al.	
6,652,375	B2*	11/2003	Donnelly	454/330
D483,130	S*	12/2003	Dean et al.	D25/113

6,783,579	B2	8/2004	Pettipiece	
7,007,660	B2	3/2006	Taomo et al.	
7,025,034	B2	4/2006	Warfel et al.	
7,107,963	B2	9/2006	Warfel et al.	
D545,844	S*	7/2007	Kroeker	D15/5
7,282,077	B2	10/2007	Honisch et al.	
7,285,148	B2	10/2007	Daleiden	
7,441,532	B2	10/2008	Disch et al.	
7,459,004	B2	12/2008	Miyake et al.	
7,473,292	B2	1/2009	Moriyama et al.	
2002/0088214	A1	7/2002	Sherwood	
2006/0064955	A1	3/2006	Shimomura	
2006/0080949	A1	4/2006	Moriyama et al.	
2006/0288672	A1	12/2006	Miyake et al.	
2007/0186894	A1	8/2007	Disch et al.	
2010/0263343	A1*	10/2010	Horvat et al.	55/493

* cited by examiner

Primary Examiner — T. Chase Nelson

Assistant Examiner — Ania Aman

(74) *Attorney, Agent, or Firm* — Foley & Lardner LLP

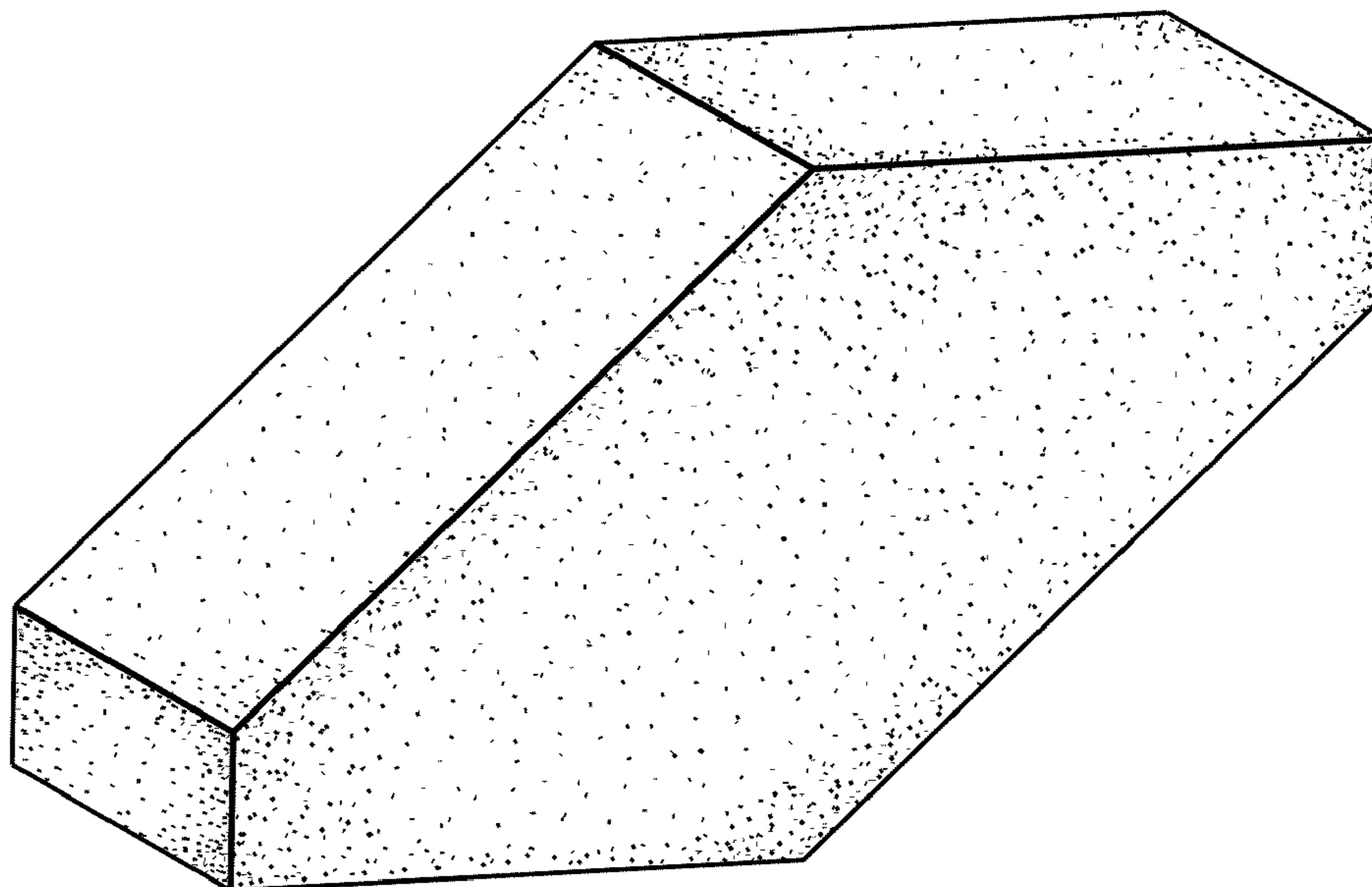
(57) **CLAIM**

We claim the ornamental design for an air filter, as shown and described.

DESCRIPTION

FIG. 1 is a front perspective view from above of an embodiment of the claimed design;
FIG. 2 is a right side view thereof, the left side view being a mirror image of FIG. 2;
FIG. 3 is a front view thereof, the rear view being a mirror image of FIG. 3; and,
FIG. 4 is a top view thereof, the bottom view being a mirror image of FIG. 4.

1 Claim, 2 Drawing Sheets



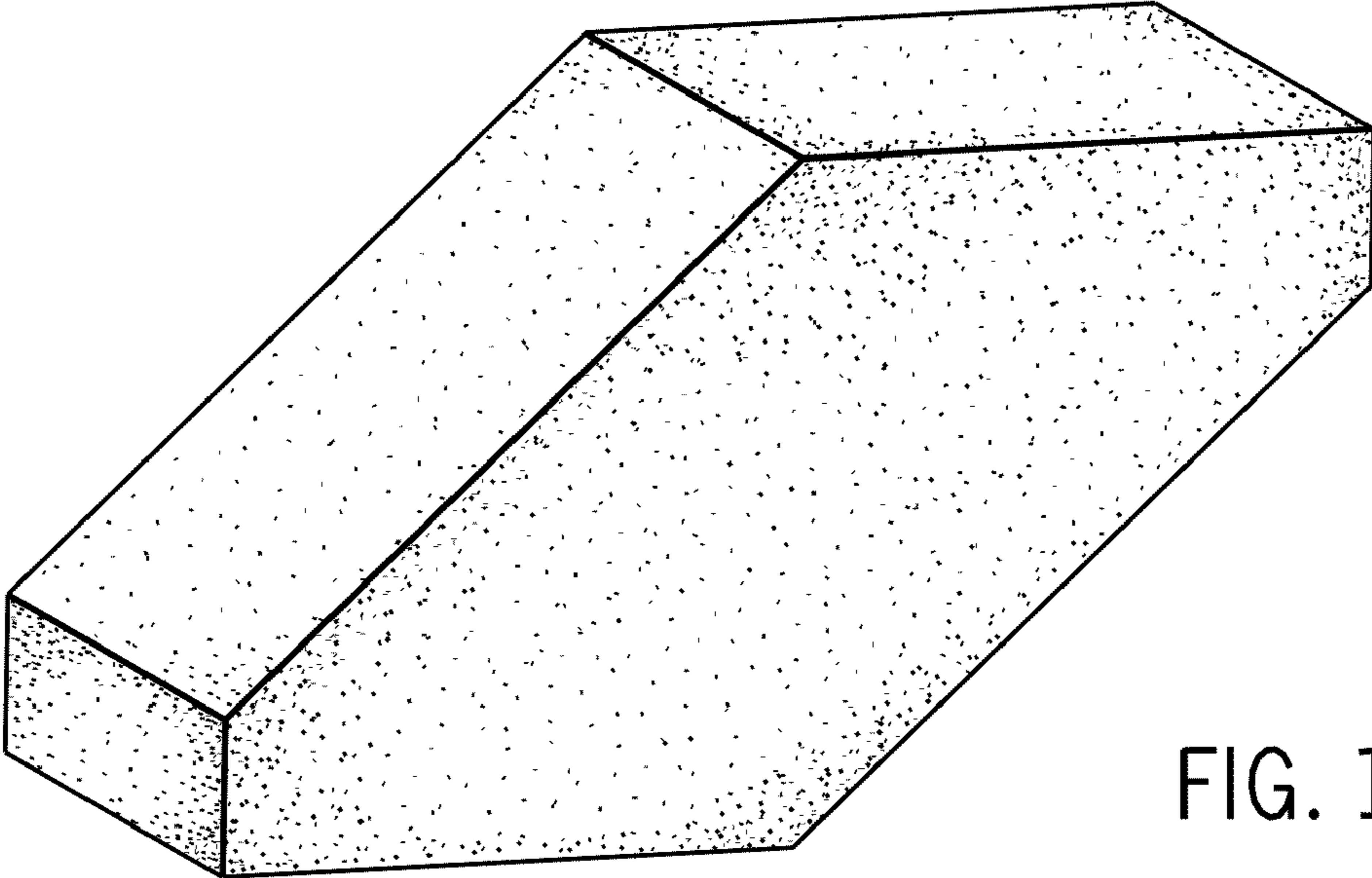


FIG. 1

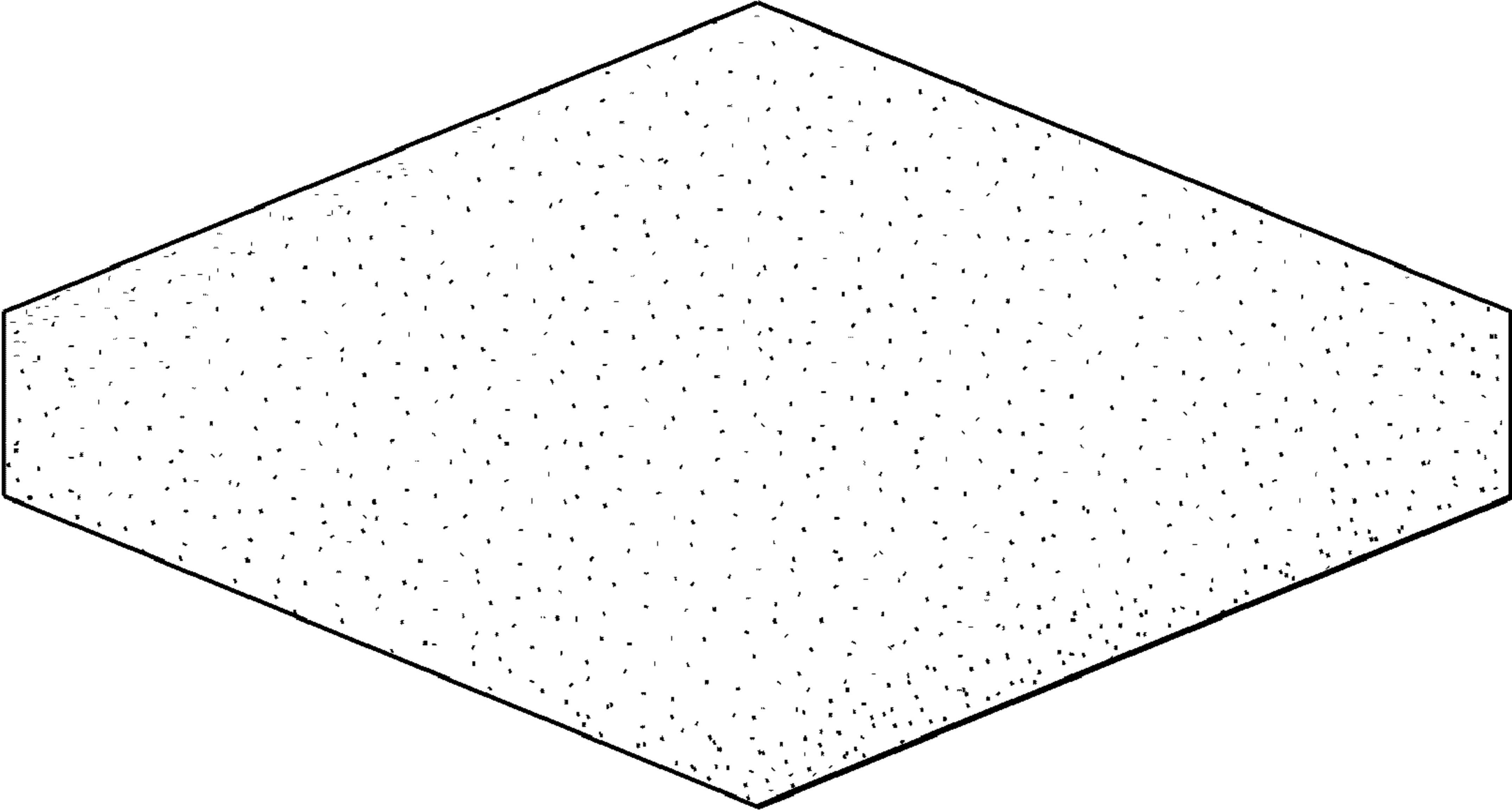


FIG. 2

FIG. 3





FIG. 4