



US00D656148S

(12) **United States Design Patent**
Schlossstein

(10) **Patent No.:** **US D656,148 S**
(45) **Date of Patent:** **** Mar. 20, 2012**

(54) **USB MEMORY DEVICE**

(76) Inventor: **Karl Phillip Schlossstein**, London (GB)

(**) Term: **14 Years**

(21) Appl. No.: **29/394,944**

(22) Filed: **Jun. 23, 2011**

(30) **Foreign Application Priority Data**

May 25, 2011 (EM) 001868746-0001

(51) **LOC (9) Cl.** **14-02**

(52) **U.S. Cl.** **D14/480.6**

(58) **Field of Classification Search** D14/411,
D14/433, 435.1, 436, 480.1–480.7, 484.1,
D14/137, 155, 203.1–203.8, 240; D13/133,
D13/154; 710/300, 301; 439/131, 135–147;
361/679.31, 679.33, 679.4, 752; 711/100,
711/115

See application file for complete search history.

(56) **References Cited**

U.S. PATENT DOCUMENTS

D447,481	S	*	9/2001	Wallace et al.	D14/436
D452,245	S	*	12/2001	Wallace et al.	D14/436
D452,246	S	*	12/2001	Wallace et al.	D14/436
D513,005	S	*	12/2005	Kobayakawa	D14/480.1
D520,995	S	*	5/2006	Chang	D14/480.6
7,094,078	B2	*	8/2006	Okada	439/135
D550,711	S	*	9/2007	Lee et al.	D14/496
D554,119	S	*	10/2007	Otsuka et al.	D14/480.5
D556,198	S	*	11/2007	Blankenship et al.	D14/480.5
7,295,431	B2	*	11/2007	Chuang	361/679.55
D568,388	S	*	5/2008	Hammad	D19/10
7,466,556	B2	*	12/2008	Hiew et al.	361/737
D594,871	S	*	6/2009	Ma	D14/480.6
D610,157	S	*	2/2010	Ma	D14/480.6
D622,278	S	*	8/2010	Ma	D14/480.6

D623,192	S	*	9/2010	Peng	D14/480.6
D631,053	S	*	1/2011	Bailey	D14/480.1
D643,435	S	*	8/2011	Boucard	D14/480.7
2010/0304586	A1	*	12/2010	Ma	439/131

OTHER PUBLICATIONS

10 Stupid and/or Cool USB Flash Drives : EveryJoe—Sports News—Tech Reviews—Entertainment—Life Tips for EveryJoe, pp. 1 and 4 [online] May 5, 2009 [retrieved on Nov. 2, 2009]. Retrieved from the Internet <URL: <http://www.everyjoe.com/articles/10-stupid-and-or-cool-usb-flash-drives/>>.*

A-Data Technology—C903 USB Flash Drive, [online], [retrieved on May 25, 2010]. Retrieved from the Internet <URL: http://www.adata.com.tw/en/product_show.php?ProductNo=AC93ZZZ>.*

* cited by examiner

Primary Examiner — Karen E Kearney

(74) *Attorney, Agent, or Firm* — Douglas L. Weller

(57) **CLAIM**

The ornamental design for a USB memory device, as shown and described.

DESCRIPTION

FIG. 1 is a front right top perspective view of the USB memory device.

FIG. 2 is a top plan view of the USB memory device, the bottom being a mirror image thereof.

FIG. 3 is a front elevational view of the USB memory device.

FIG. 4 is a right side elevational view of the USB memory device, the left side being a mirror image thereof.

FIG. 5 is a rear elevational view of the USB memory device.

FIG. 6 is a bottom plan view of the USB memory device; and,

FIG. 7 is a top front right perspective view of the USB memory device where the USB device has been opened to expose the USB connector.

1 Claim, 1 Drawing Sheet


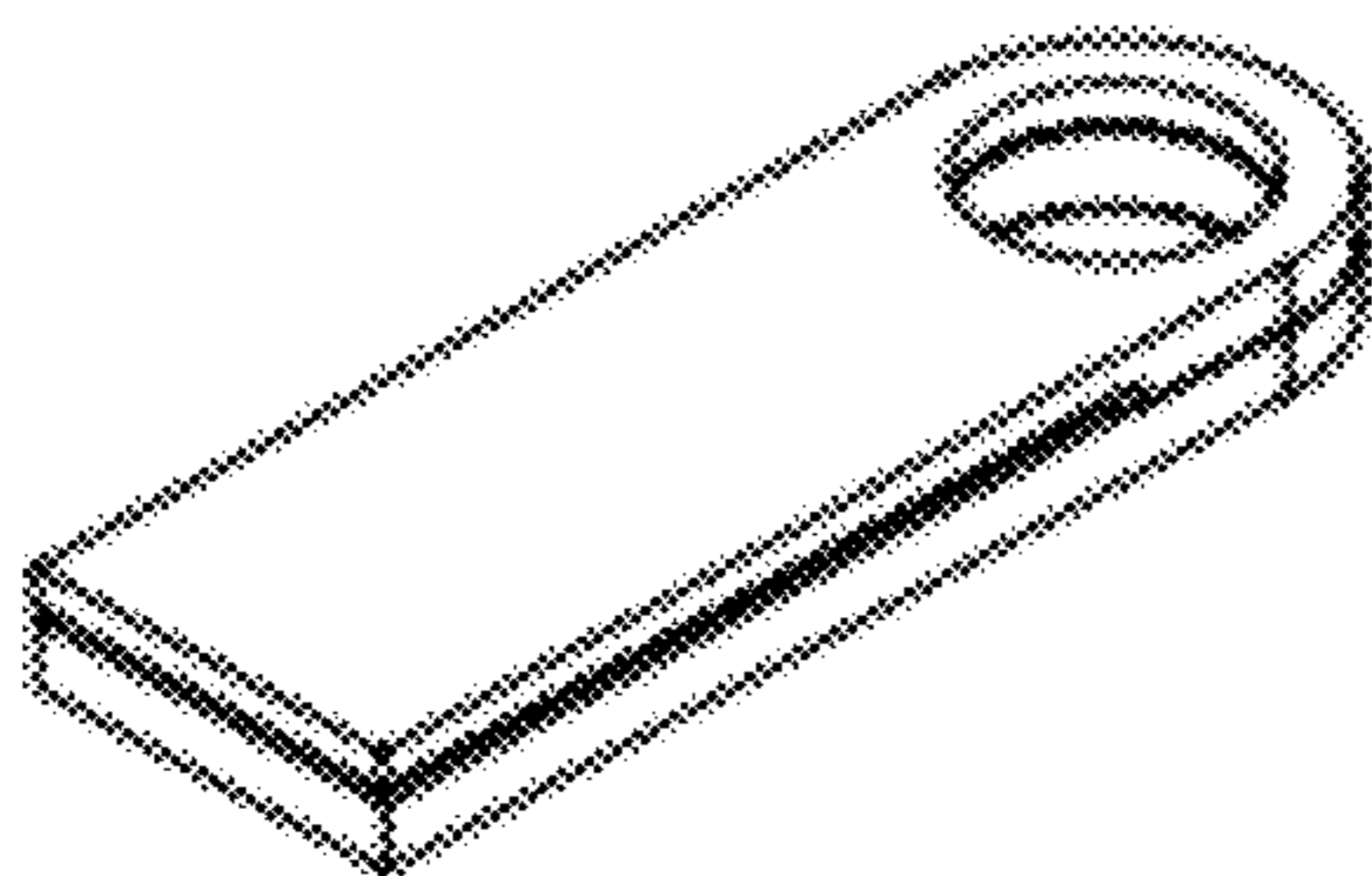


FIG. 1




FIG. 2



FIG. 3



FIG. 4



FIG. 5



FIG. 6



FIG. 7

