



US00D656140S

(12) **United States Design Patent**  
**Schlossstein**

(10) **Patent No.:** **US D656,140 S**  
(45) **Date of Patent:** **\*\* Mar. 20, 2012**

- (54) **USB MEMORY DEVICE**
- (76) Inventor: **Karl Phillip Schlossstein**, London (GB)
- (\*\*) Term: **14 Years**
- (21) Appl. No.: **29/394,957**
- (22) Filed: **Jun. 23, 2011**
- (51) **LOC (9) Cl.** ..... **14-02**
- (52) **U.S. Cl.** ..... **D14/480.1**
- (58) **Field of Classification Search** ..... D14/411,  
D14/433, 435.1, 436, 480.1–480.7, 484.1,  
D14/137, 155, 203.1–203.8, 240; D13/133,  
D13/154; 710/300, 301; 439/131, 135–147;  
361/679.31, 679.33, 679.4, 752; 711/100,  
711/115

See application file for complete search history.

(56) **References Cited**

**U.S. PATENT DOCUMENTS**

D366,229 S *	1/1996	Barnett	.....	D3/208
D447,481 S *	9/2001	Wallace et al.	.....	D14/436
D452,245 S *	12/2001	Wallace et al.	.....	D14/436
D452,246 S *	12/2001	Wallace et al.	.....	D14/436
D513,005 S *	12/2005	Kobayakawa	.....	D14/480.1
D538,280 S *	3/2007	Sugita	.....	D14/480.5
D545,166 S *	6/2007	Laaper	.....	D8/105

D550,711 S *	9/2007	Lee	.....	D14/496
D554,119 S *	10/2007	Otsuka et al.	.....	D14/480.5
D554,363 S *	11/2007	Bates et al.	.....	D3/207
D568,388 S *	5/2008	Hammad	.....	D19/10
D631,053 S *	1/2011	Bailey	.....	D14/480.1
D643,435 S *	8/2011	Boucard	.....	D14/480.7
D643,847 S *	8/2011	Boucard	.....	D14/480.7

\* cited by examiner

*Primary Examiner* — Karen E Kearney

(74) *Attorney, Agent, or Firm* — Douglas L. Weller

(57) **CLAIM**

The ornamental design for a USB memory device, as shown and described.

**DESCRIPTION**

FIG. 1 is a top front right perspective view of the USB memory device.

FIG. 2 is a top plan view of the USB memory device.

FIG. 3 is a front elevational view of the USB memory device.

FIG. 4 is a right side elevational view of the USB memory device, the left side being a mirror image thereof.

FIG. 5 is a rear elevational view of the USB memory device; and,

FIG. 6 is a bottom plan view of the USB memory device.

**1 Claim, 1 Drawing Sheet**

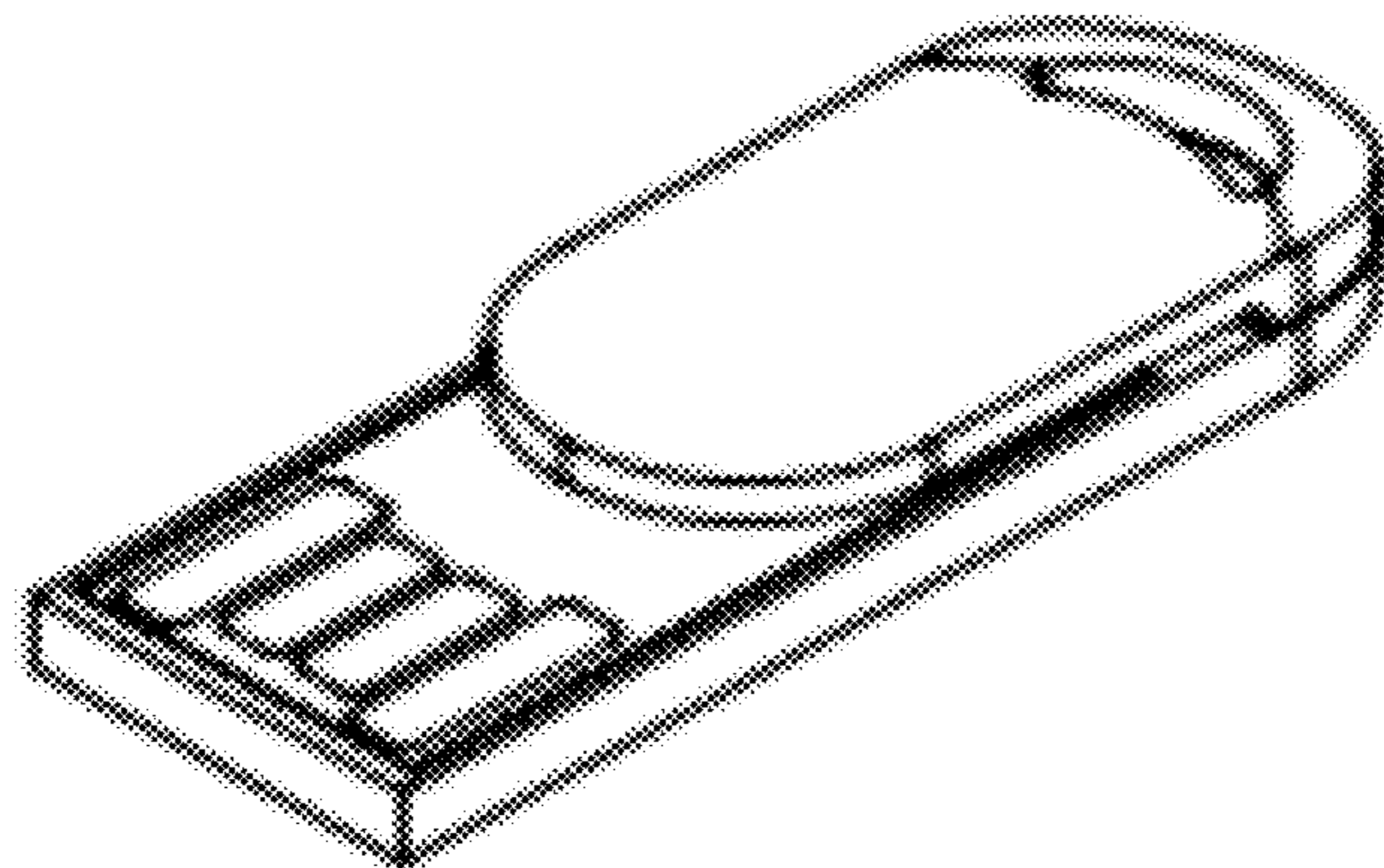


FIG. 1




FIG. 2

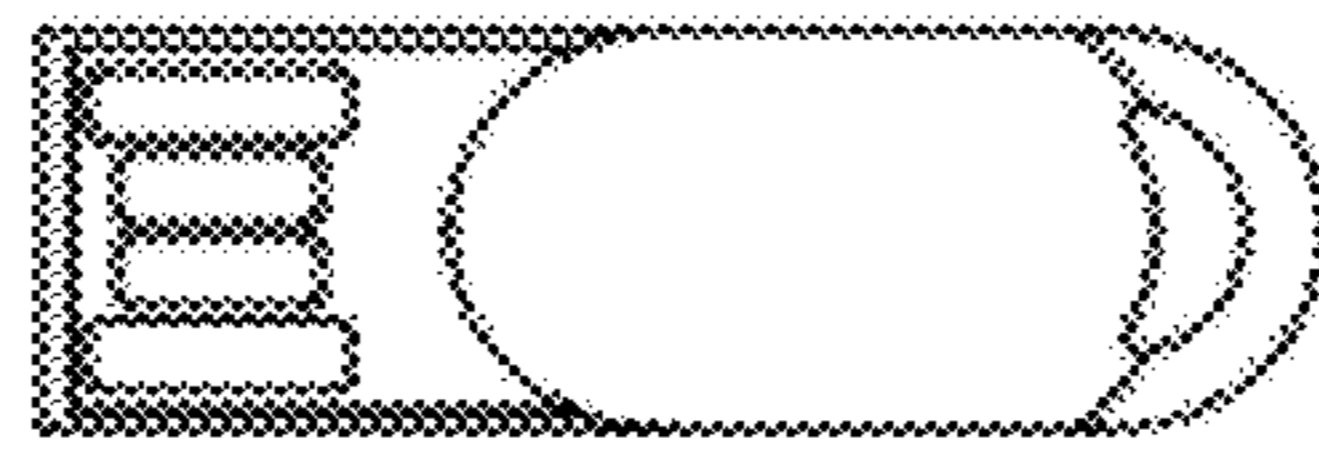


FIG. 3



FIG. 4



FIG. 5



FIG. 6

