



US00D656123S

(12) **United States Design Patent**
Andre et al.

(10) **Patent No.:** **US D656,123 S**
(45) **Date of Patent:** **** Mar. 20, 2012**

(54) **MEDIA DEVICE**

(75) Inventors: **Bartley K. Andre**, Menlo Park, CA (US); **Daniel J. Coster**, San Francisco, CA (US); **Daniele De Iuliis**, San Francisco, CA (US); **Richard P. Howarth**, San Francisco, CA (US); **Jonathan P. Ive**, San Francisco, CA (US); **Steve Jobs**, Palo Alto, CA (US); **Duncan Robert Kerr**, San Francisco, CA (US); **Shin Nishibori**, Portola Valley, CA (US); **Matthew Dean Rohrbach**, San Francisco, CA (US); **Douglas B. Satzger**, Menlo Park, CA (US); **Calvin Q. Seid**, Palo Alto, CA (US); **Christopher J. Stringer**, Woodside, CA (US); **Eugene Antony Whang**, San Francisco, CA (US); **Rico Zorkendorfer**, San Francisco, CA (US)

(73) Assignee: **Apple Inc.**, Cupertino, CA (US)

(**) Term: **14 Years**

(21) Appl. No.: **29/398,701**

(22) Filed: **Aug. 3, 2011**

Related U.S. Application Data

(60) Continuation of application No. 29/384,096, filed on Jan. 26, 2011, now Pat. No. Des. 643,402, which is a continuation of application No. 29/364,118, filed on Jun. 18, 2010, now abandoned, which is a continuation-in-part of application No. 29/350,747, filed on Nov. 23, 2009, now Pat. No. Des. 618,206, which is a division of application No. 29/336,079, filed on Apr. 28, 2009, now Pat. No. Des. 606,040, which is a division of application No. 29/327,484, filed on Nov. 6, 2008, now Pat. No. Des. 593,994, which is a division of application No. 29/304,037, filed on Feb. 22, 2008, now Pat. No. Des. 580,953, which is a continuation of application No. 29/265,520, filed on Sep. 1, 2006, now Pat. No. Des. 568,338.

(51) **LOC (9) Cl.** **14-03**

(52) **U.S. Cl.** **D14/203.7; D14/496**

(58) **Field of Classification Search** D14/496, D14/401, 435, 474, 483, 217, 137, 138, 160, D14/168, 356; 345/156, 169, 173-179, 905; 715/727-729, 864; 710/1, 5, 8; 713/1, 600; 455/1.1, 1, 7, 73, 344-347, 93, 95, 3.01-3.06, 455/550.1, 573.1; 370/342-344; 369/1, 369/2, 6, 12; 463/43-47; 273/148 B
See application file for complete search history.

(56) **References Cited**

U.S. PATENT DOCUMENTS

D441,735 S * 5/2001 Katayama D14/203.7
(Continued)

FOREIGN PATENT DOCUMENTS

CN 3513646 D 3/2006
(Continued)

Primary Examiner — Prabhakar Deshmukh

(74) *Attorney, Agent, or Firm* — Sterne, Kessler, Goldstein & Fox PLLC

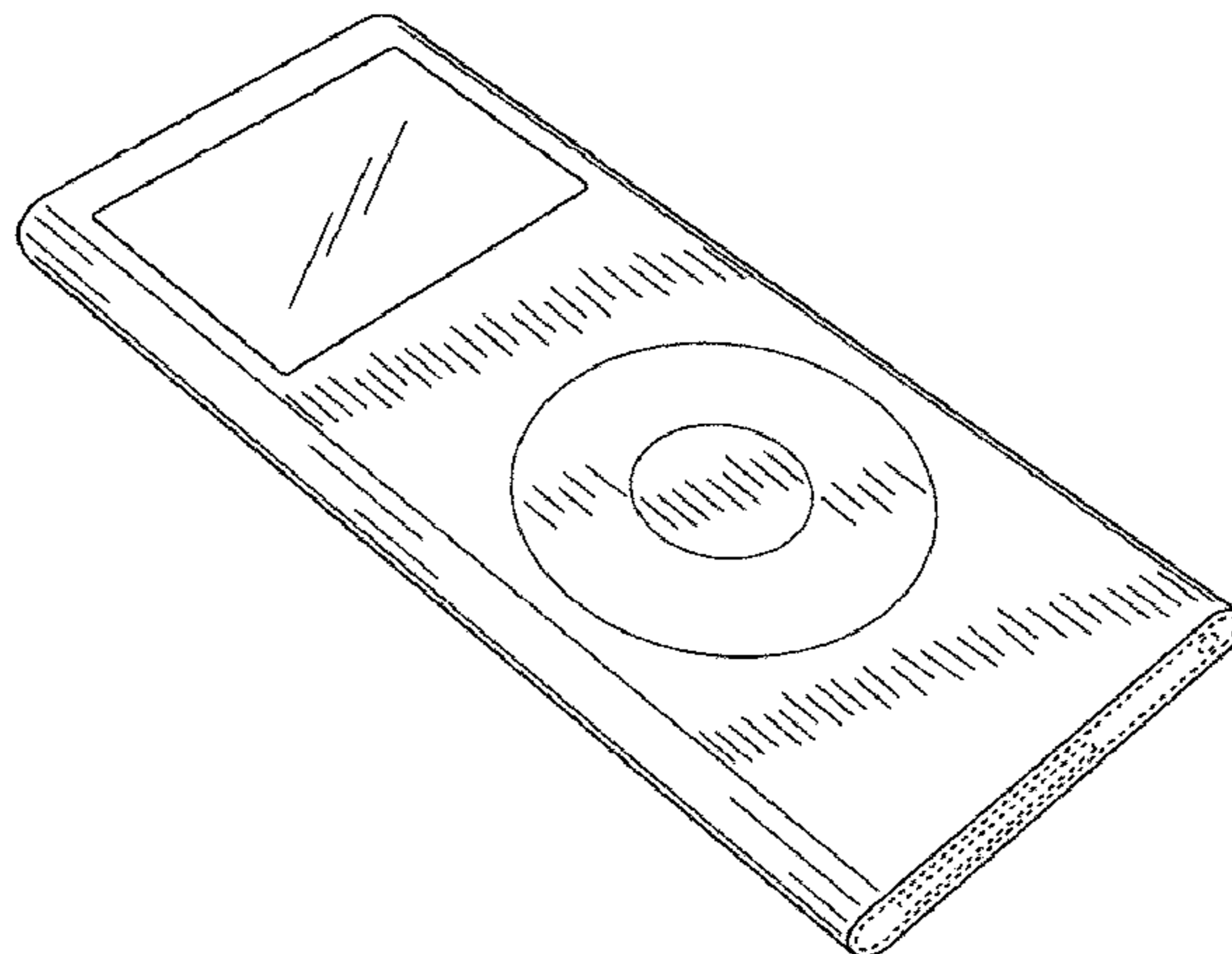
(57) **CLAIM**

The ornamental design for a media device, as shown and described.

DESCRIPTION

FIG. 1 is a perspective view of a media device showing our new design.
FIG. 2 is a front view thereof;
FIG. 3 is a rear view thereof;
FIG. 4 is a top view thereof;
FIG. 5 is a bottom view thereof;
FIG. 6 is a side view thereof; and,
FIG. 7 is a another side view for thereof.
The broken lines show portions of the media device which form no part of the claimed design.
The shade lines in the Figures show contour and not surface ornamentation.

1 Claim, 3 Drawing Sheets



US D656,123 S

Page 2

U.S. PATENT DOCUMENTS

D503,409 S * 3/2005 Wong et al. D14/203.7
6,898,080 B2 * 5/2005 Yin et al. 361/679.41
D506,476 S 6/2005 Andre et al.
D516,579 S 3/2006 Nakamura
D518,290 S 4/2006 Andre et al.
D529,512 S * 10/2006 Reawsanguanwong .. D14/203.3
D539,814 S 4/2007 Andre et al.
D565,596 S * 4/2008 Kim D14/496
D568,338 S 5/2008 Andre et al.

D580,953 S 11/2008 Andre et al.
D593,994 S 6/2009 Andre et al.
D606,040 S 12/2009 Andre et al.
D618,206 S 6/2010 Andre et al.
D643,402 S 8/2011 Andre et al.

FOREIGN PATENT DOCUMENTS

KR 30-0368968 10/2004

* cited by examiner

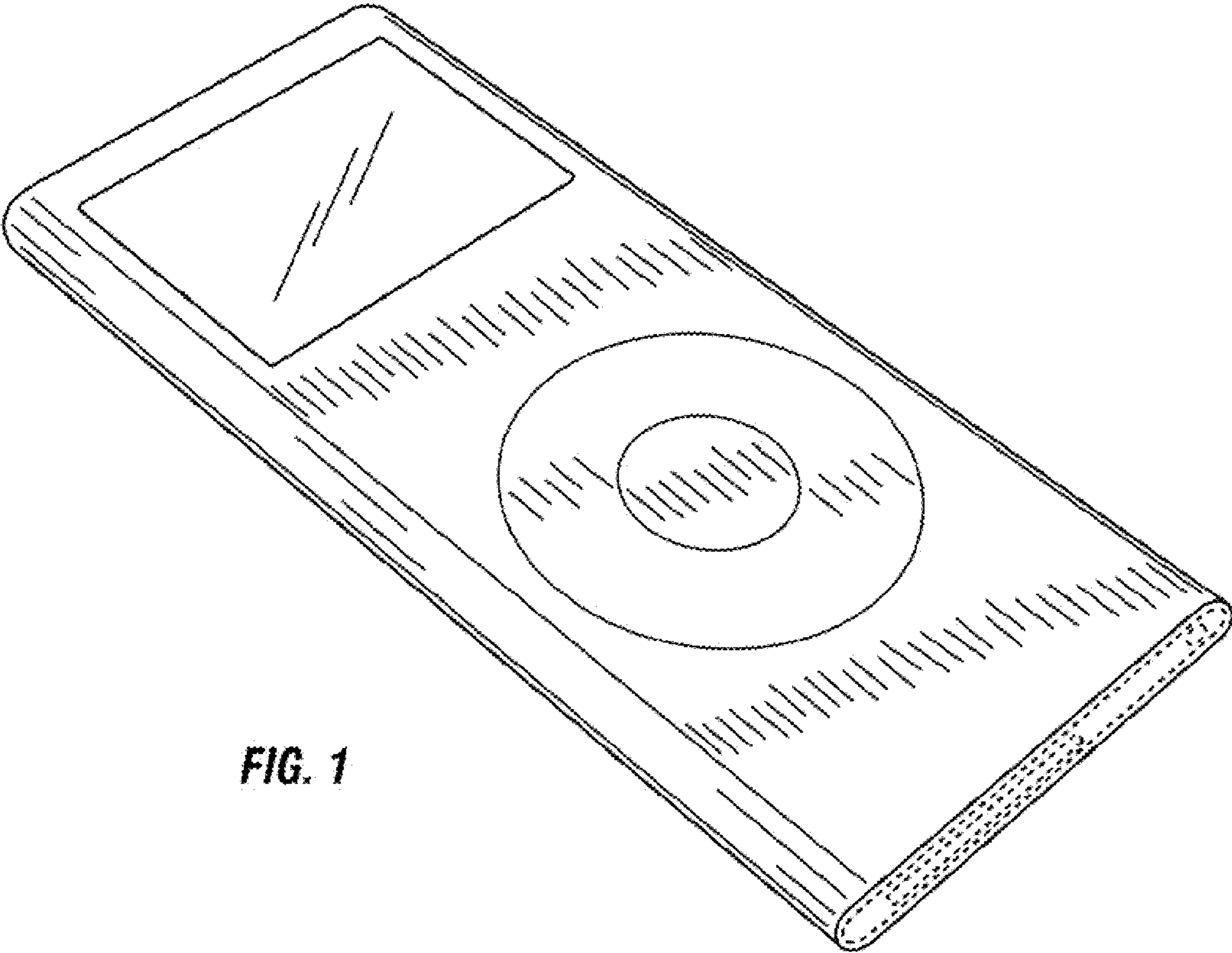


FIG. 1




FIG. 3

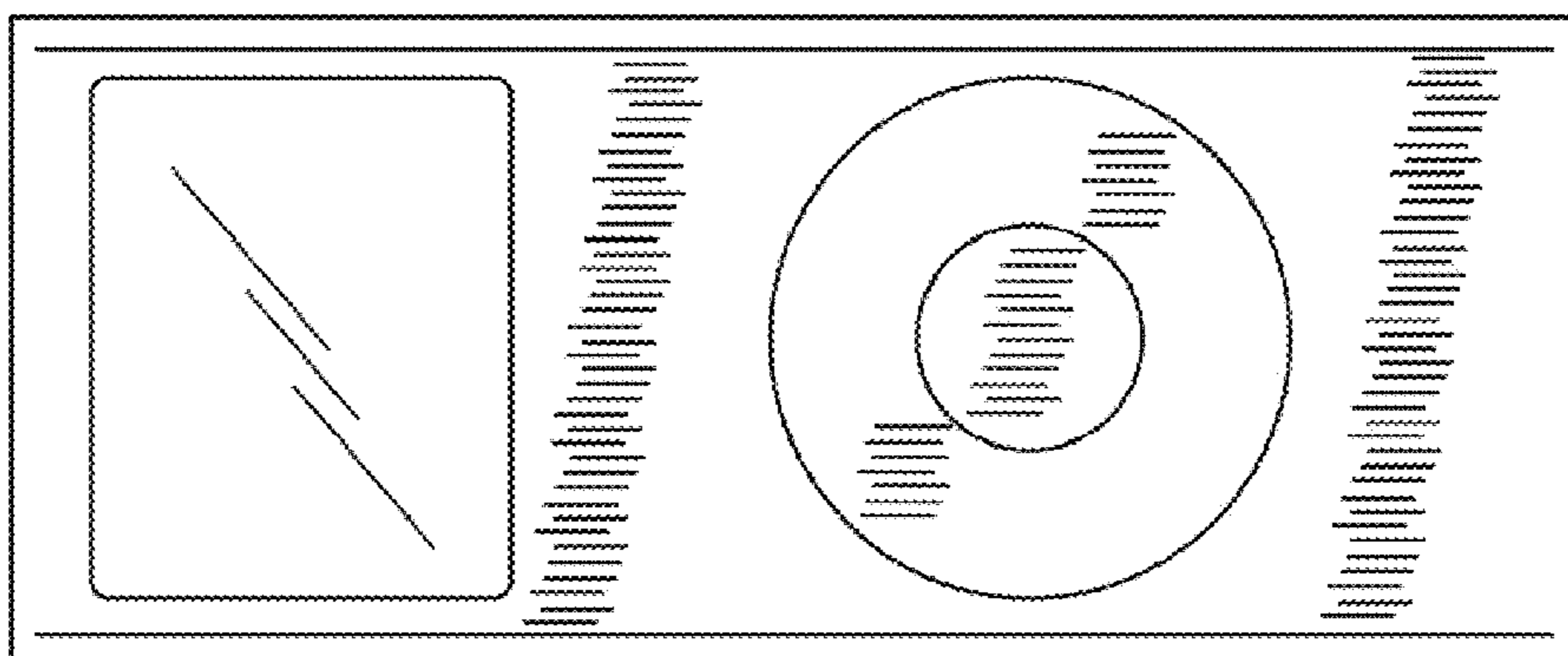


FIG. 2



FIG. 4



FIG. 5




FIG. 6




FIG. 7