



US00D656111S

(12) **United States Design Patent**
Kajiya et al.

(10) **Patent No.:** **US D656,111 S**
(45) **Date of Patent:** **** Mar. 20, 2012**

(54) **FLEXIBLE PRINTED CIRCUIT BOARD**

(75) Inventors: **Atsushi Kajiya**, Tokyo (JP); **Hidekazu Yoshihara**, Tokyo (JP)

(73) Assignee: **Nippon Mektron, Ltd.**, Tokyo (JP)

(**) Term: **14 Years**

(21) Appl. No.: **29/371,185**

(22) Filed: **Nov. 17, 2010**

(30) **Foreign Application Priority Data**

May 19, 2010 (JP) D2010-012337

(51) **LOC (9) Cl.** **13-03**

(52) **U.S. Cl.** **D13/182**

(58) **Field of Classification Search** D13/155,
D13/182; D6/495; D8/376, 377; D9/424,
D9/425, 426, 427, 430, 432; D12/133; D11/3,
D11/25; D26/3, 72, 74, 76, 78, 113, 118,
D26/119, 120, 130, 138; D25/120, 121,
D25/122, 124, 164; D22/142; 59/80; 138/156,
138/157, 158, 159; 174/68.1, 68.3, 250,
174/254; 347/42, 49, 50; 362/217.05, 217.1,
362/240, 341

See application file for complete search history.

(56) **References Cited**

U.S. PATENT DOCUMENTS

| | | | | | |
|-----------|-----|---------|------------------|-------|-----------|
| D31,600 | S * | 10/1899 | Terry | | D25/121 |
| 1,817,034 | A * | 8/1931 | Hotchkin | | 174/72 C |
| 1,928,432 | A * | 9/1933 | Murton | | 52/40 |
| 1,932,986 | A * | 10/1933 | Powell | | 43/18.1 R |
| 2,369,006 | A * | 2/1945 | Banks | | 156/221 |
| 2,959,256 | A * | 11/1960 | Deam | | 52/236.1 |
| 3,402,521 | A * | 9/1968 | Tischuk | | 52/460 |
| D298,858 | S * | 12/1988 | Andersson et al. | | D25/164 |
| 4,833,568 | A * | 5/1989 | Berhold | | 361/690 |
| 4,990,948 | A * | 2/1991 | Sasaki et al. | | 396/542 |

| | | | | | |
|--------------|------|---------|----------------------|-------|-----------|
| 5,519,578 | A * | 5/1996 | Fujii | | 361/749 |
| 5,586,004 | A * | 12/1996 | Green et al. | | 361/699 |
| 5,962,809 | A * | 10/1999 | Duvall et al. | | 174/37 |
| 6,644,008 | B2 * | 11/2003 | Rosenwasser et al. | | 59/80 |
| D485,777 | S * | 1/2004 | Baghdassarian et al. | | D11/3 |
| 6,778,389 | B1 * | 8/2004 | Glovatsky et al. | | 361/690 |
| 6,818,161 | B2 * | 11/2004 | Tokoro et al. | | 264/45.4 |
| 6,983,770 | B2 * | 1/2006 | Kondou et al. | | 138/177 |
| 7,180,736 | B2 * | 2/2007 | Glovatsky et al. | | 361/688 |
| 7,270,462 | B2 * | 9/2007 | Yu et al. | | 362/609 |
| 7,304,240 | B1 * | 12/2007 | Gretz | | 174/72 A |
| 7,660,126 | B2 * | 2/2010 | Cho et al. | | 361/749 |
| D611,563 | S * | 3/2010 | Sjoberg | | D22/142 |
| 7,682,053 | B2 * | 3/2010 | Shen | | 362/373 |
| 7,862,198 | B2 * | 1/2011 | Shyu et al. | | 362/192 |
| 7,918,580 | B2 * | 4/2011 | Liu | | 362/218 |
| 7,976,196 | B2 * | 7/2011 | Ivey et al. | | 362/294 |
| 2004/0080569 | A1 * | 4/2004 | Silverbrook et al. | | 347/42 |
| 2009/0059585 | A1 * | 3/2009 | Chen et al. | | 362/235 |
| 2009/0175404 | A1 * | 7/2009 | Singh et al. | | 376/272 |
| 2010/0043220 | A1 * | 2/2010 | O'Farrell et al. | | 29/825 |
| 2011/0024160 | A1 * | 2/2011 | Quan et al. | | 174/254 |
| 2011/0176297 | A1 * | 7/2011 | Hsia et al. | | 362/217.1 |

* cited by examiner

Primary Examiner — Selina Sikder

(74) *Attorney, Agent, or Firm* — Rader, Fishman & Grauer PLLC

(57) **CLAIM**

The ornamental design for a flexible printed circuit board, as shown and described.

DESCRIPTION

FIG. 1 is a perspective view of a flexible printed circuit board showing our new design;

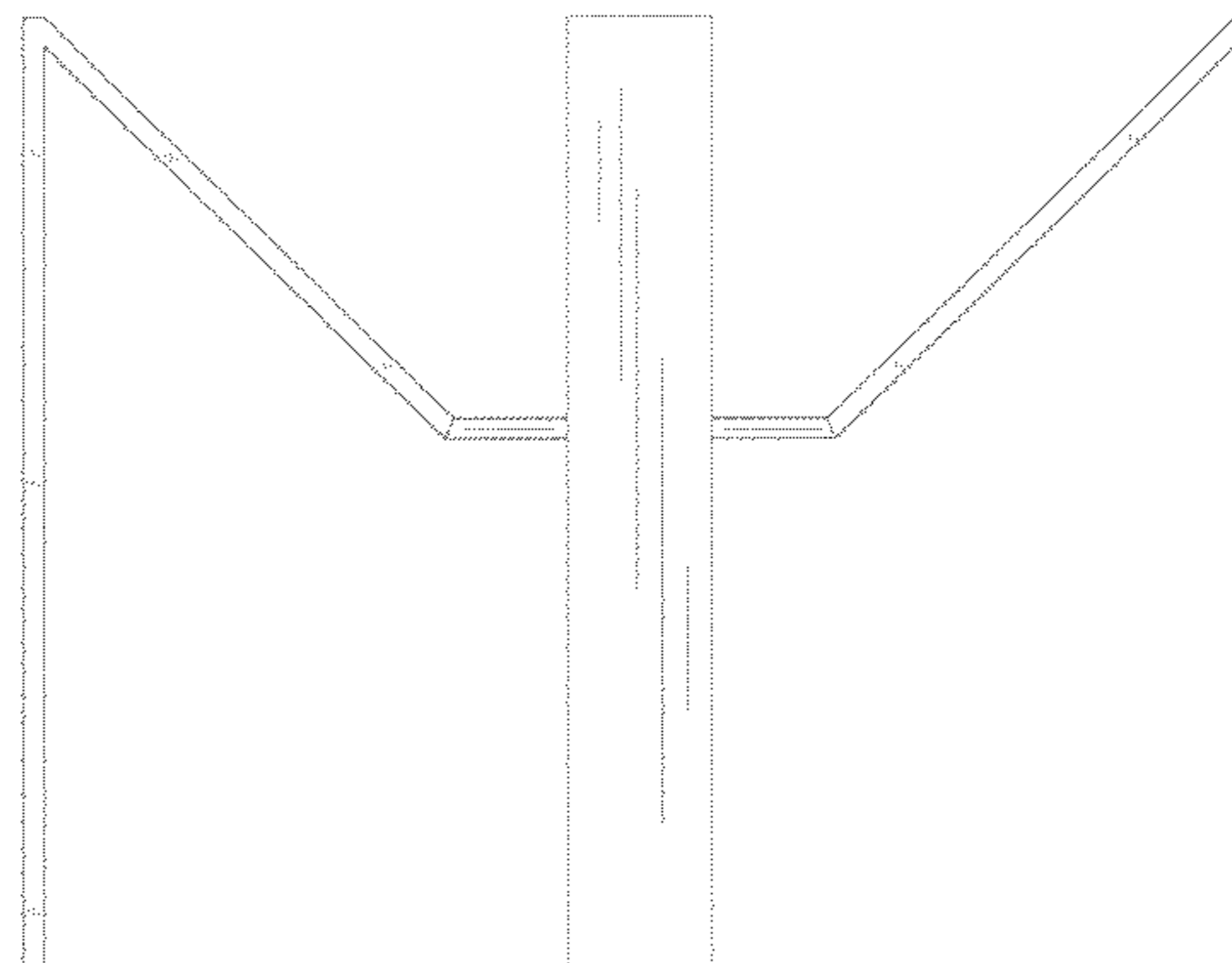
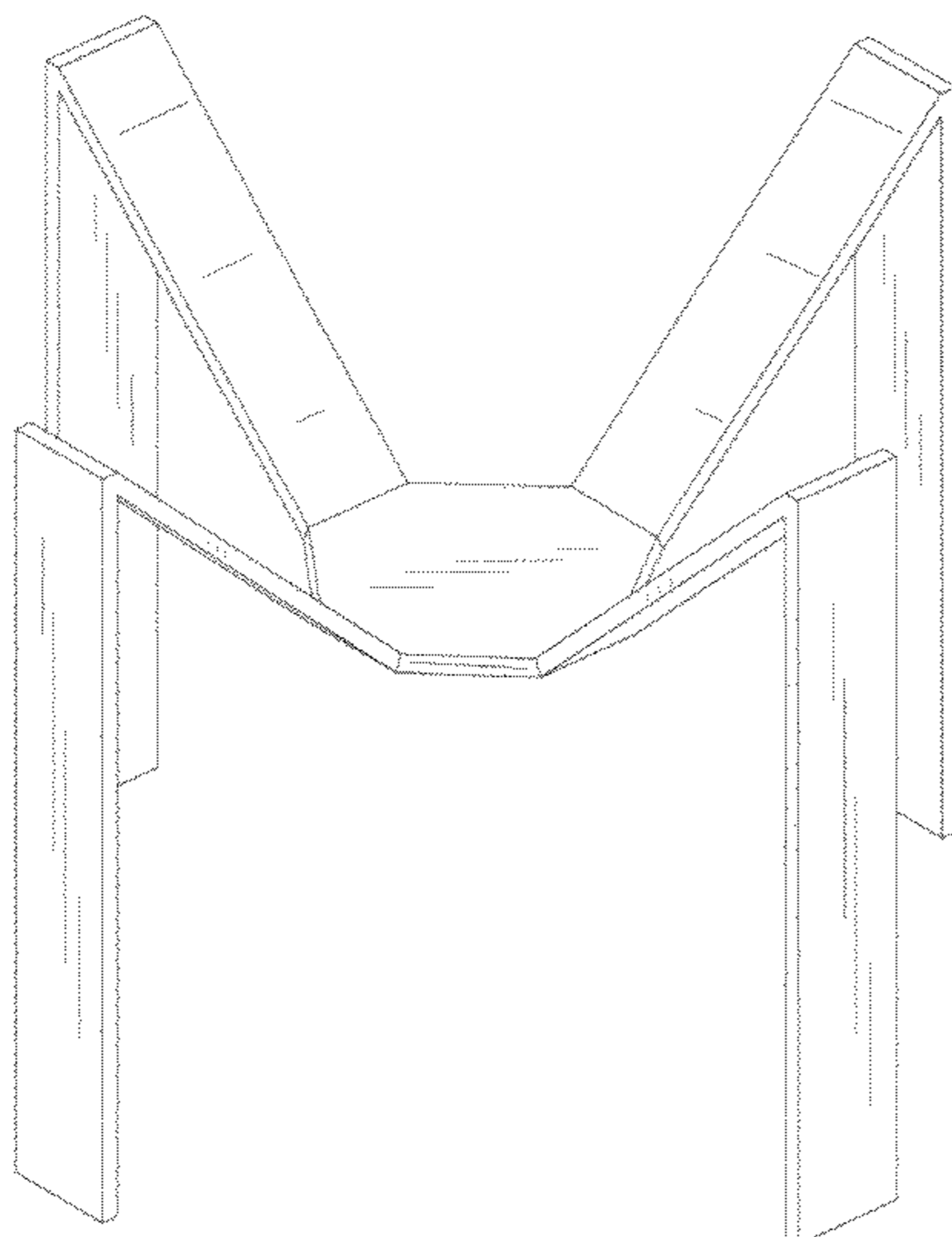
FIG. 2 is a front elevational view thereof, a rear elevational view thereof being a mirror image;

FIG. 3 is a right side elevational view thereof, a left side elevational view thereof being a mirror image;

FIG. 4 is a top plan view thereof; and,

FIG. 5 is a bottom plan view thereof.

1 Claim, 5 Drawing Sheets



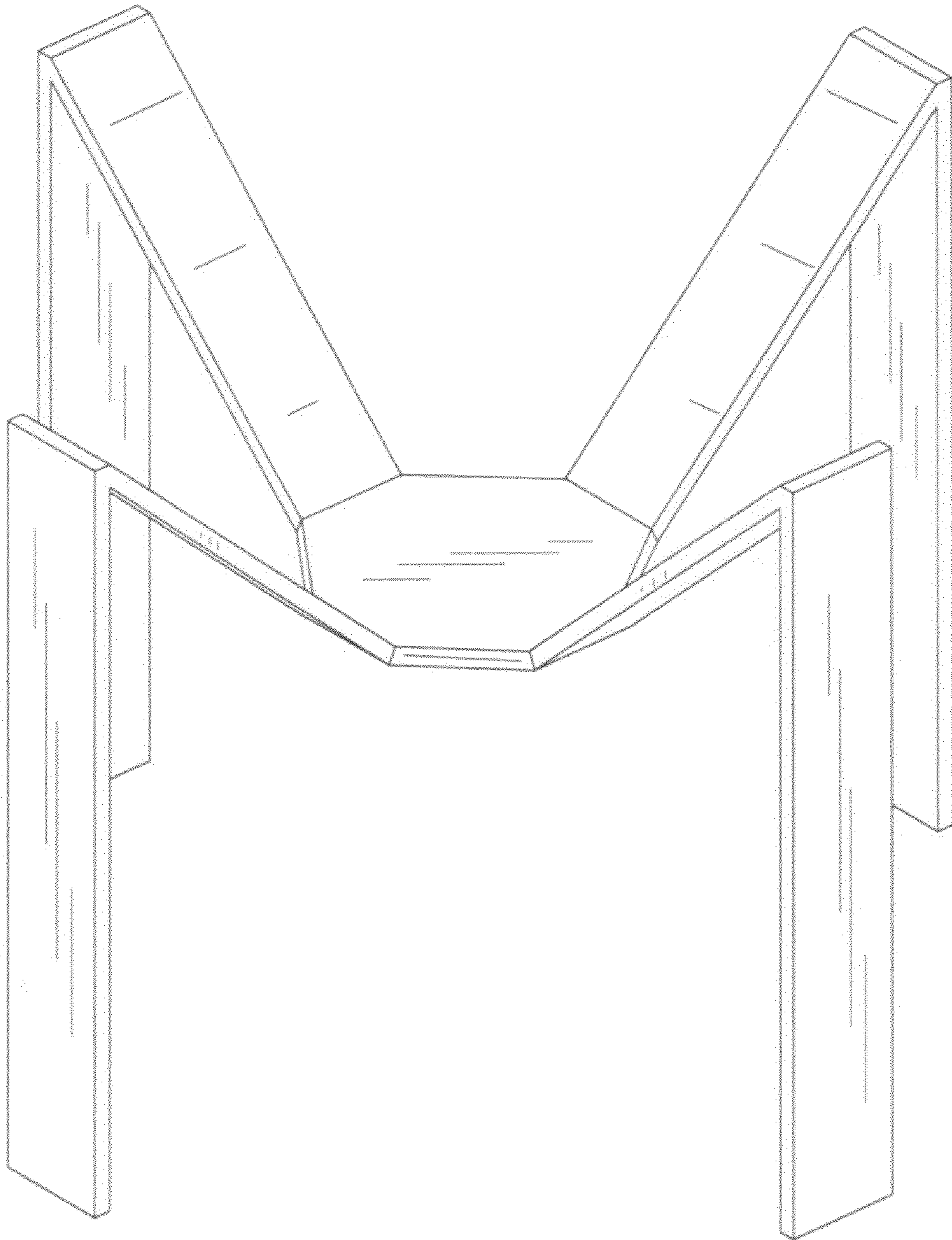


FIG. 1

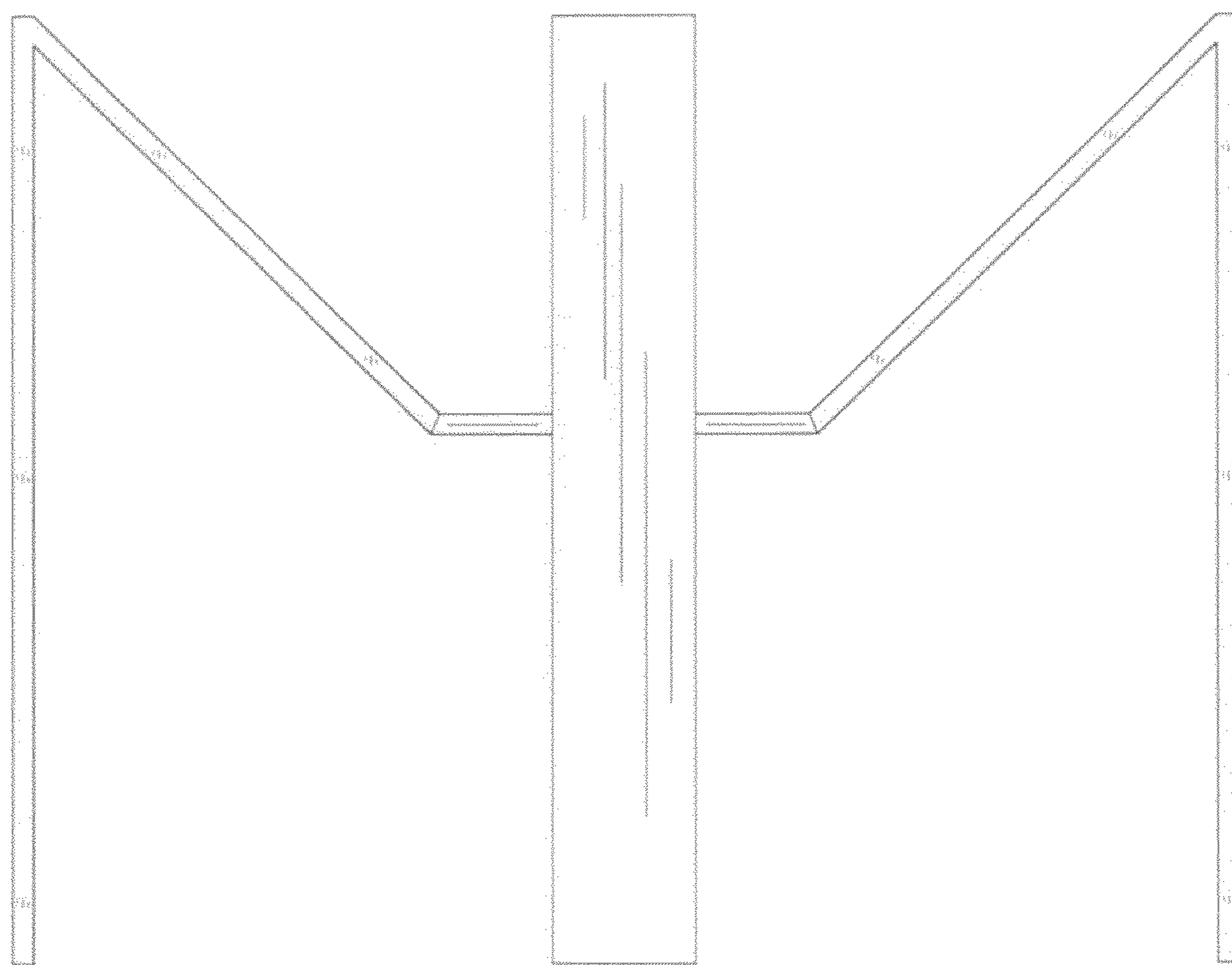


FIG.2

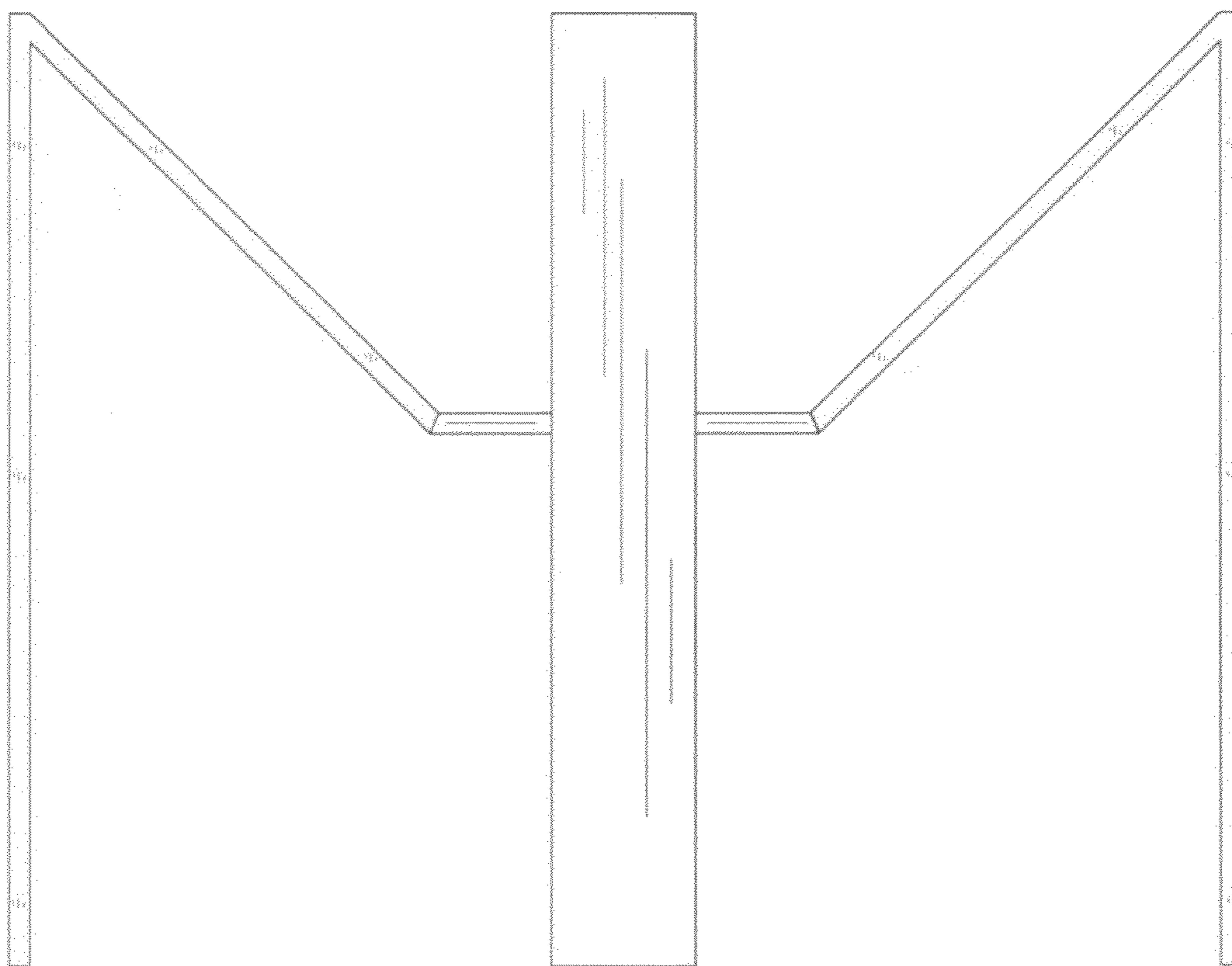


FIG.3

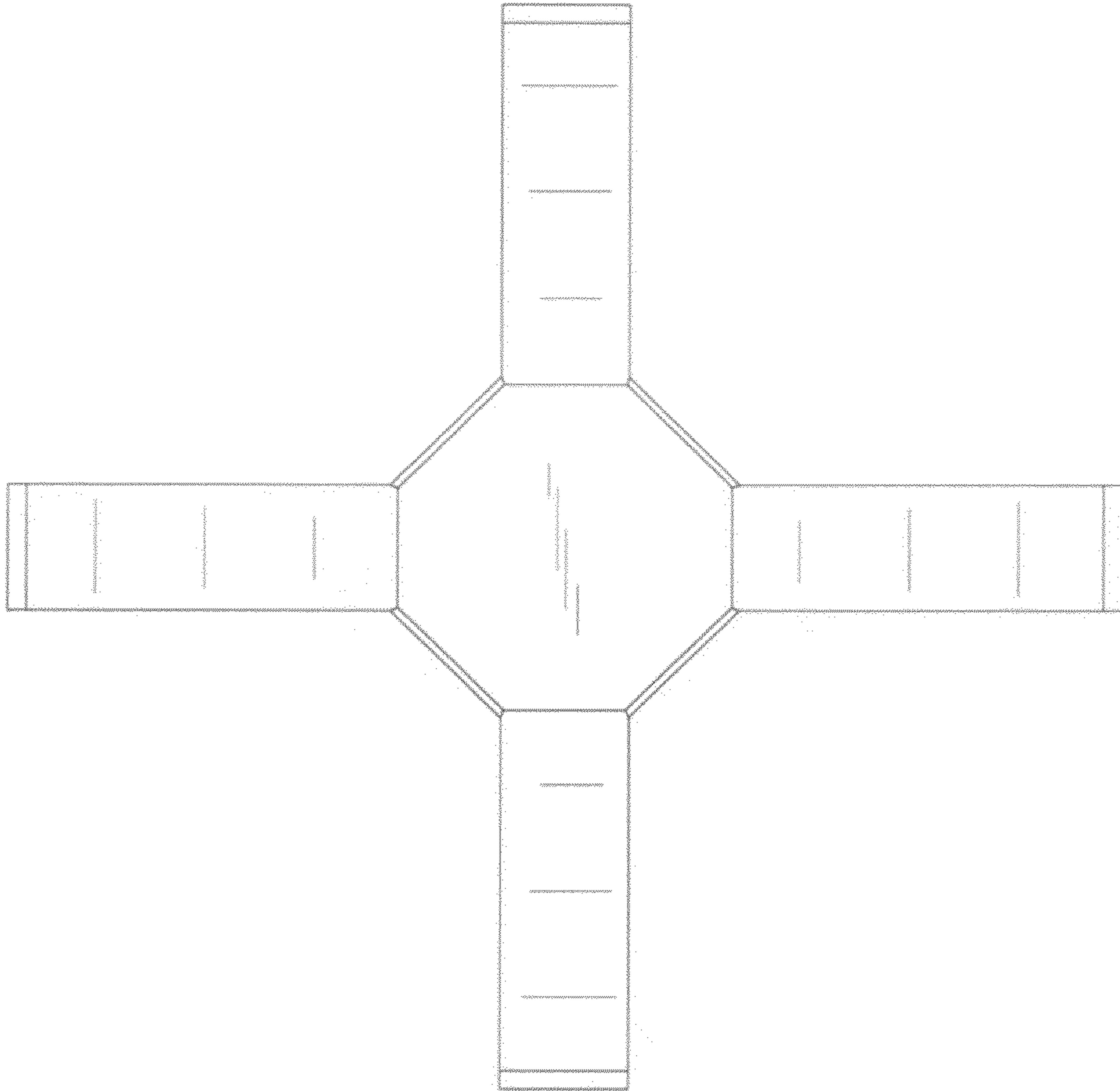


FIG. 4

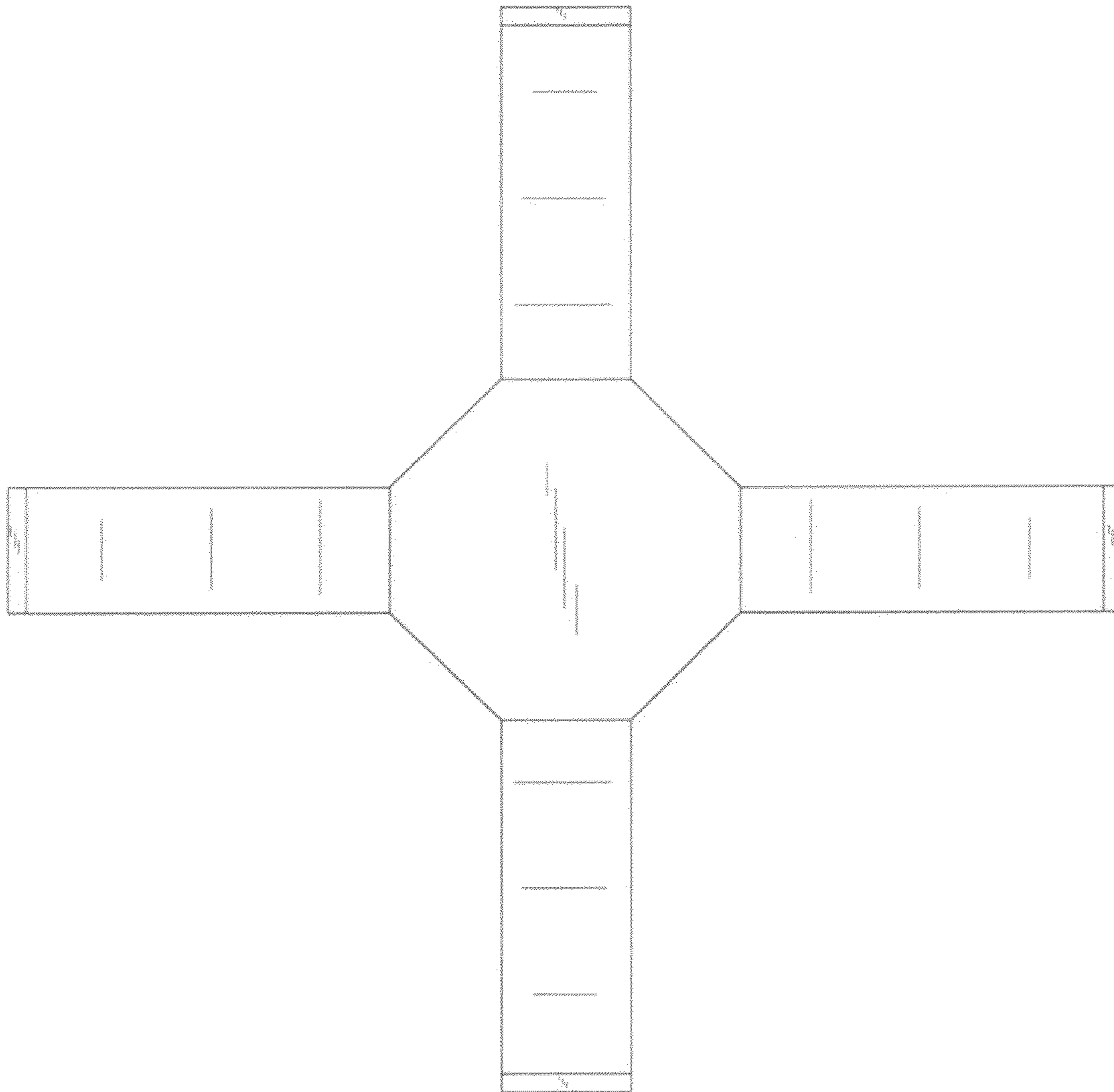


FIG. 5