



US00D656100S

(12) **United States Design Patent**
Kajiura et al.

(10) **Patent No.:** **US D656,100 S**
(45) **Date of Patent:** **** Mar. 20, 2012**

(54) **ELECTRICAL TERMINAL**

(75) Inventors: **Motomu Kajiura**, Tokyo (JP);
Yasutoshi Kameda, Chiba (JP)

(73) Assignee: **FCI**, Guyancourt (FR)

(**) Term: **14 Years**

(21) Appl. No.: **29/384,319**

(22) Filed: **Jan. 28, 2011**

(51) **LOC (9) Cl.** **13-03**

(52) **U.S. Cl.** **D13/154**

(58) **Field of Classification Search** D13/120,
D13/133, 134, 136, 154, 184, 199; 439/839,
439/849–850, 852, 862, 870, 877, 884–885,
439/887–891

See application file for complete search history.

(56) **References Cited**

U.S. PATENT DOCUMENTS

3,829,803	A	8/1974	Maeda	
4,354,562	A	10/1982	Newman	
4,738,325	A	4/1988	Bullivant et al.	
5,232,243	A	8/1993	Blackburn et al.	
5,481,078	A	1/1996	Asche	
5,570,903	A	11/1996	Meister et al.	
5,810,392	A	9/1998	Gagnon	
5,959,557	A	9/1999	Lim	
6,129,168	A	10/2000	Lotito et al.	
6,315,621	B1 *	11/2001	Natori et al.	439/862
6,764,315	B2	7/2004	Ng et al.	
6,796,192	B2	9/2004	Sullivan et al.	
6,855,004	B2	2/2005	Soh	
6,932,382	B2	8/2005	Hayes et al.	
7,026,946	B2	4/2006	Saunders et al.	
D528,985	S	9/2006	Peng	
D529,443	S	10/2006	Chien	
7,138,907	B2	11/2006	Young et al.	
D556,131	S *	11/2007	Chien	D13/133
D559,180	S	1/2008	Lai et al.	
D561,098	S	2/2008	Kobayashi	
D562,768	S *	2/2008	Kishi et al.	D13/133
D563,322	S	3/2008	Ma	
D570,288	S *	6/2008	Ma et al.	D13/133

D581,367	S *	11/2008	Hoshino et al.	D13/154
D584,237	S	1/2009	Zhu	
D596,129	S	7/2009	Huang et al.	
D606,020	S	12/2009	Yang et al.	
D609,640	S	2/2010	Huang et al.	
D626,090	S *	10/2010	Szu et al.	D13/154
2003/0220766	A1	11/2003	Saunders et al.	
2004/0262957	A1	12/2004	Young et al.	

OTHER PUBLICATIONS

U.S. Appl. No. 29/384,319, filed Jan. 28, 2011, Kajiura.
U.S. Appl. No. 29/384,320, filed Jan. 28, 2011, Kajiura.
U.S. Appl. No. 29/384,322, filed Jan. 28, 2011, Kajiura.
U.S. Appl. No. 61/437,533, filed Jan. 28, 2011, Kajiura.

* cited by examiner

Primary Examiner — Daniel Bui

(74) *Attorney, Agent, or Firm* — Woodcock Washburn LLP

(57) **CLAIM**

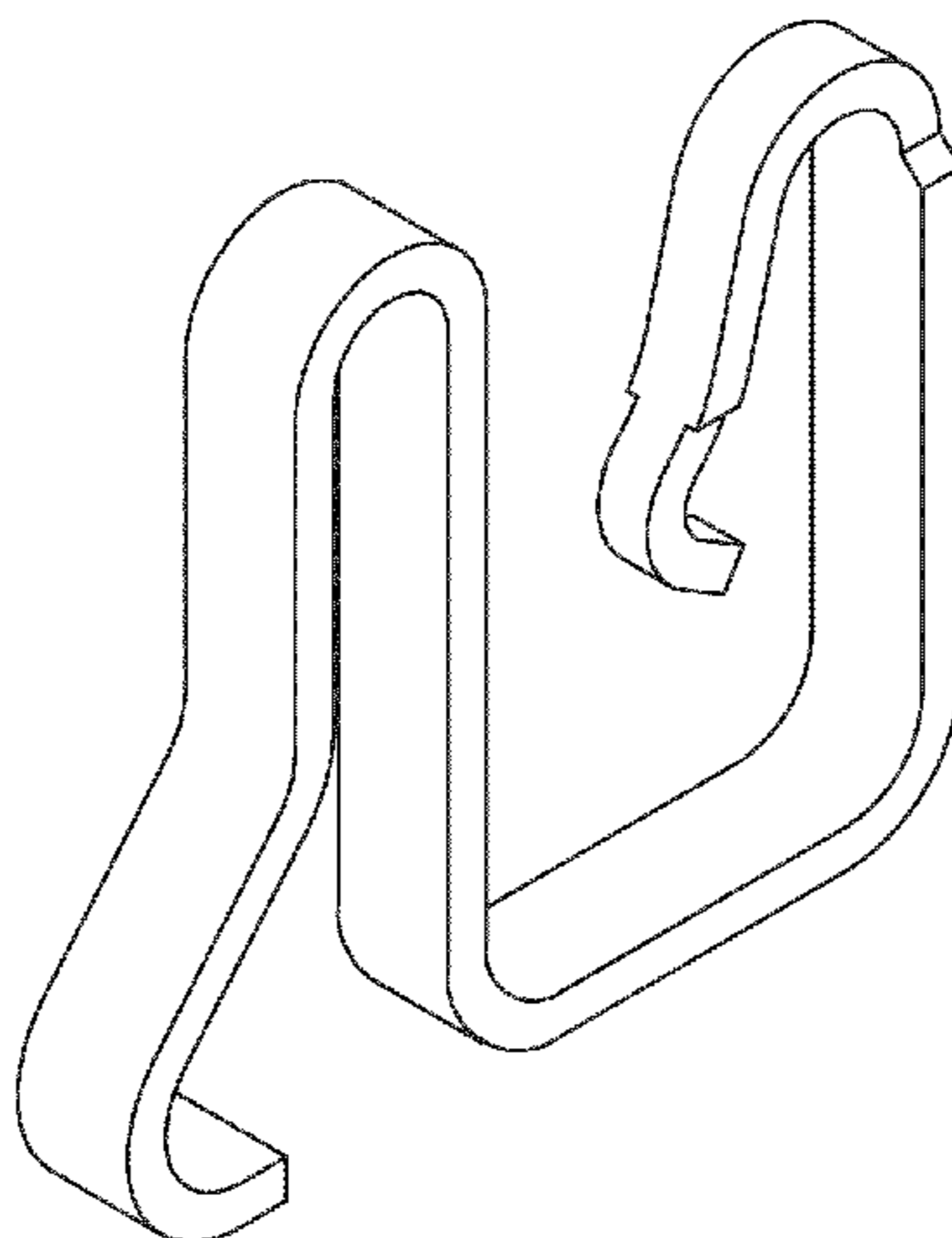
The ornamental design for an electrical terminal, as shown and described.

DESCRIPTION

The present application is related by subject matter to U.S. Provisional patent application Ser. No. 61/437,533 filed on Jan. 28, 2011, entitled “Electrical Connector Configured to Connect to a Flex Cable”; U.S. Design patent application Ser. No. 29/384,320 filed on Jan. 28, 2011, entitled “Electrical Connector”; and U.S. Design patent application Ser. No. 29/384,322 filed on Jan. 28, 2011, entitled “Electrical Connector”.

FIG. 1 is a top, right, front perspective view of an electrical terminal according to my design;
FIG. 2 is a bottom, left, rear perspective view thereof;
FIG. 3 is a left side elevation view thereof;
FIG. 4 is a right side elevation view thereof;
FIG. 5 is a front elevation view thereof;
FIG. 6 is a rear elevation view thereof;
FIG. 7 is a top plan view thereof; and,
FIG. 8 is a bottom plan view thereof.

1 Claim, 3 Drawing Sheets



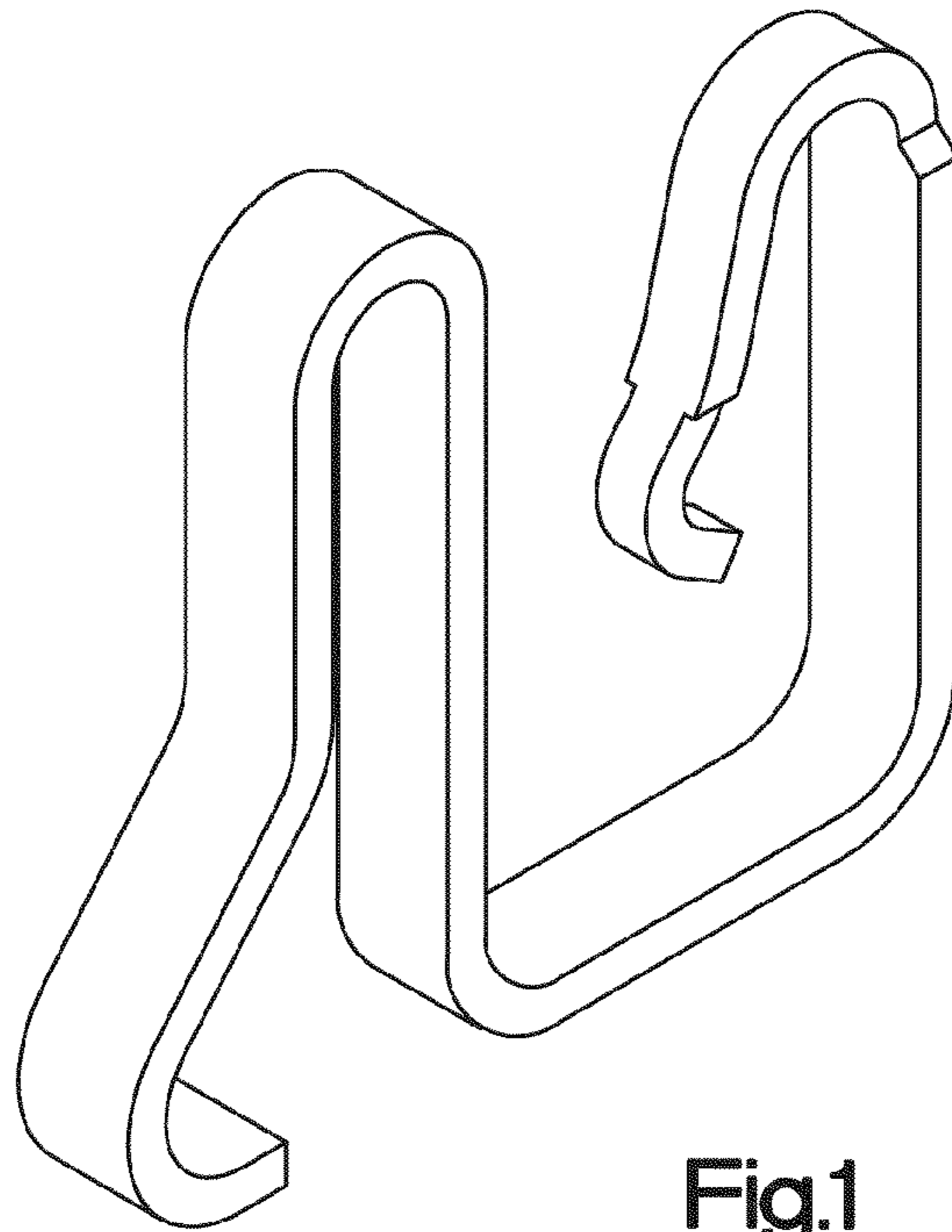


Fig.1

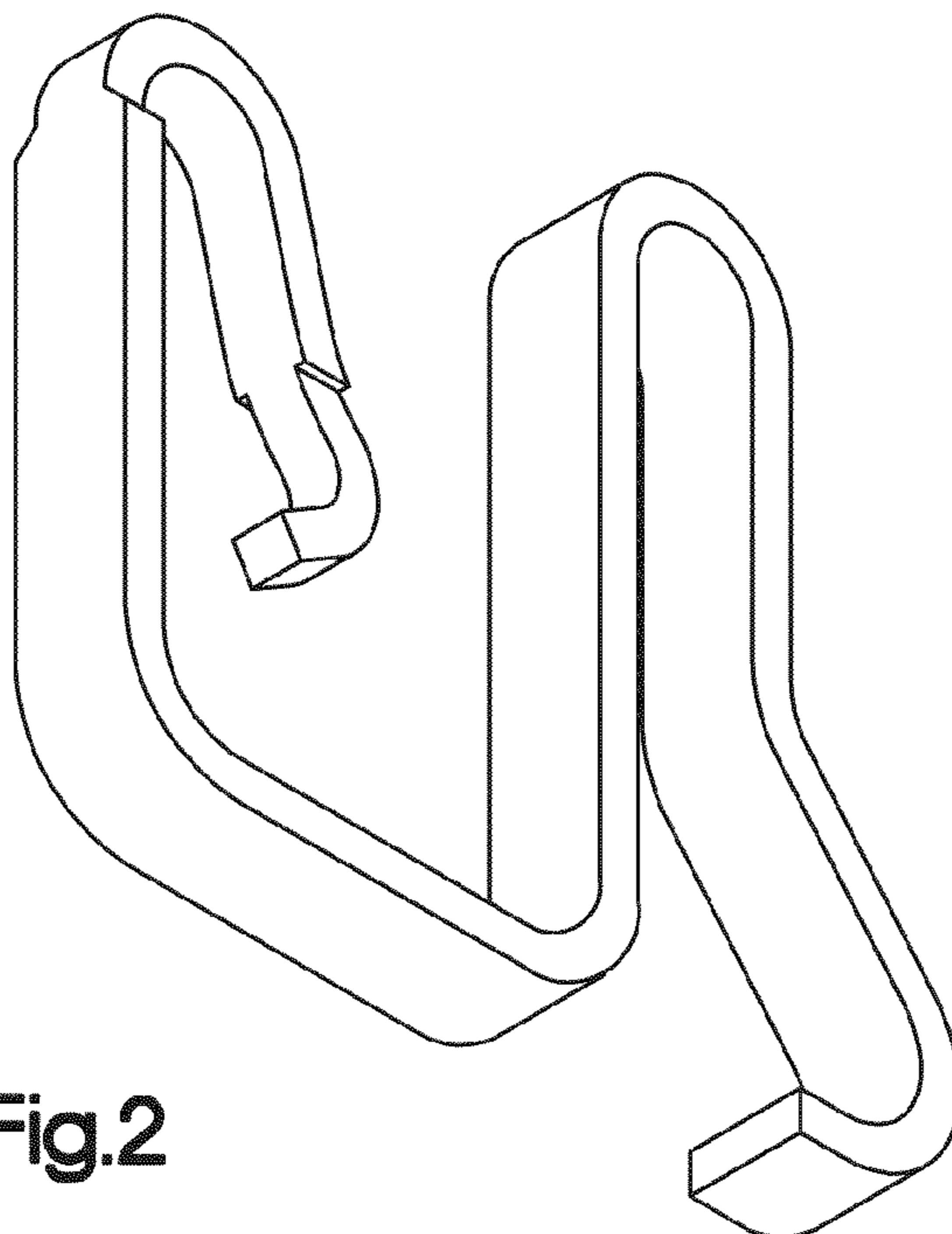


Fig.2

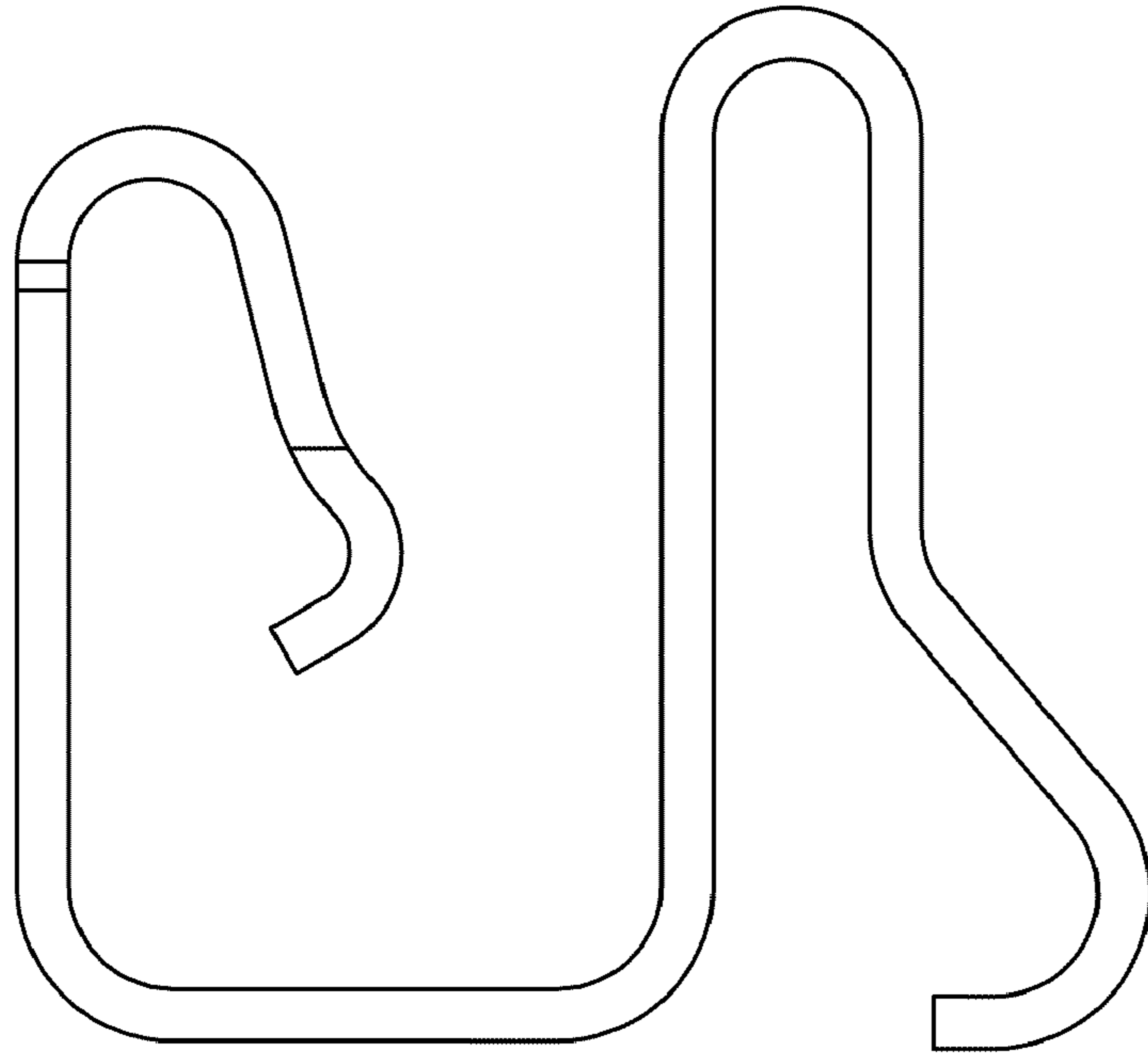


Fig.3

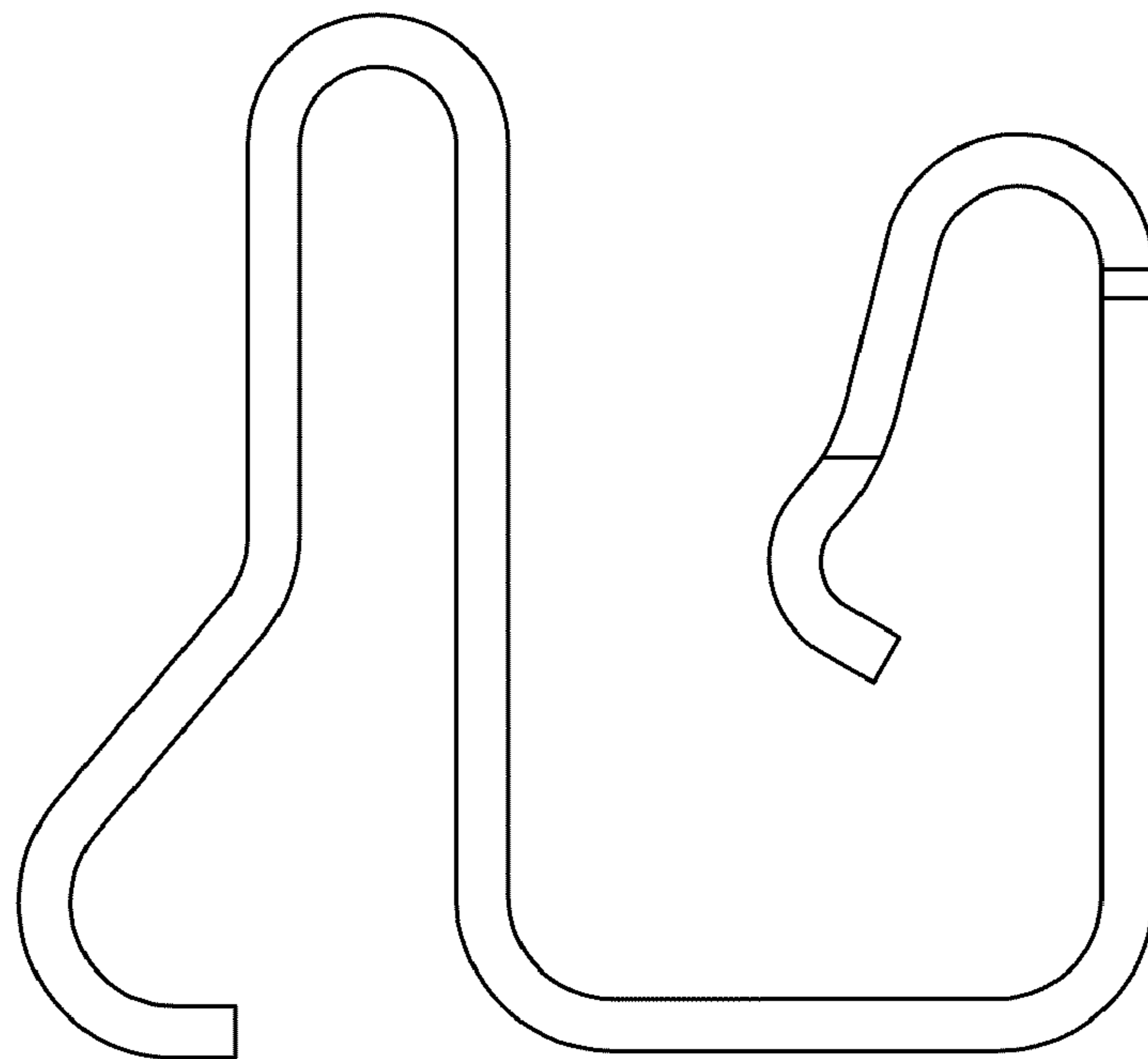


Fig.4

Fig.5

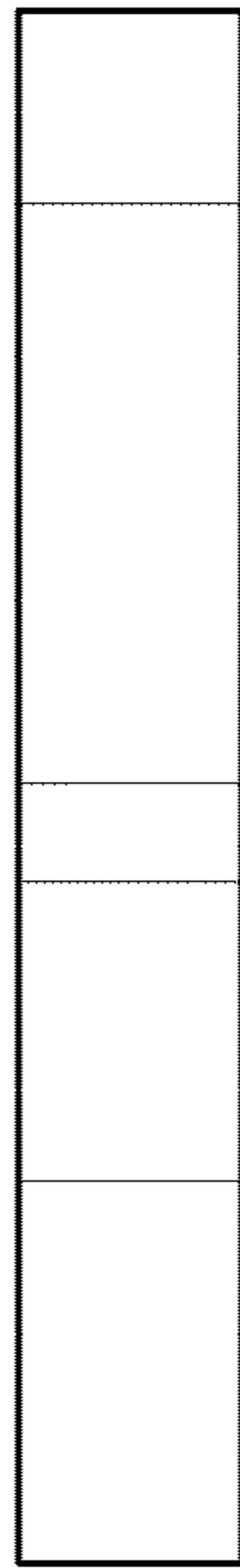


Fig.6




Fig.7

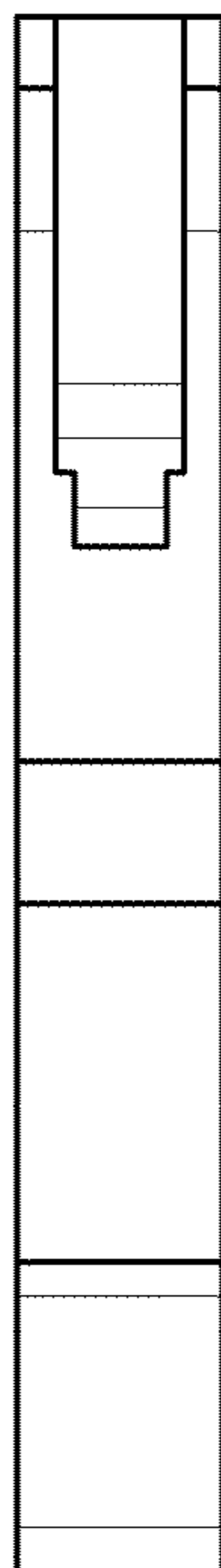


Fig.8

