



US00D656093S

(12) **United States Design Patent**  
**Nomi et al.**

(10) **Patent No.:** **US D656,093 S**  
(45) **Date of Patent:** **\*\* Mar. 20, 2012**

(54) **BATTERY CASE WITH CHARGING FUNCTION**

(75) Inventors: **Takuo Nomi**, Moriguchi (JP); **Motohiro Sasada**, Moriguchi (JP); **Shinji Oda**, Moriguchi (JP)

(73) Assignee: **SANYO Electric Co., Ltd.**, Moriguchi-shi, Osaka (JP)

(\*\*) Term: **14 Years**

(21) Appl. No.: **29/397,548**

(22) Filed: **Jul. 18, 2011**

(30) **Foreign Application Priority Data**

Jan. 17, 2011 (JP) ..... 2011-000739

(51) **LOC (9) Cl.** ..... **13-02**

(52) **U.S. Cl.** ..... **D13/107**

(58) **Field of Classification Search** ..... D13/107-110, D13/118-119, 184, 199; D14/251, 253, D14/432, 434; 320/107-115

See application file for complete search history.

(56) **References Cited**

**U.S. PATENT DOCUMENTS**

D264,347 S \* 5/1982 Peroni ..... D18/11  
D412,487 S \* 8/1999 Nagele et al. .... D13/108

D454,837 S \* 3/2002 Ibuki et al. .... D13/107  
D478,557 S \* 8/2003 Pfeiffer ..... D13/107  
D546,281 S \* 7/2007 Bell ..... D13/107  
D564,960 S \* 3/2008 Sacco et al. .... D13/107  
D565,506 S \* 4/2008 Sacco et al. .... D13/107  
D572,655 S \* 7/2008 Osiecki et al. .... D13/107  
D605,587 S \* 12/2009 Nomi et al. .... D13/107  
D615,045 S \* 5/2010 Lanfear et al. .... D13/162  
D623,129 S \* 9/2010 Kawakami et al. .... D13/107  
D628,201 S \* 11/2010 Tian et al. .... D14/434

\* cited by examiner

*Primary Examiner* — Rosemary K Tarcza

(74) *Attorney, Agent, or Firm* — William F. Westerman

(57) **CLAIM**

An ornamental design for a battery case with charging function, as shown and described.

**DESCRIPTION**

FIG. 1 is a perspective view of a battery case with charging function, showing our new design;  
FIG. 2 is a front elevational view thereof  
FIG. 3 is a rear elevational view thereof;  
FIG. 4 is a top plan view thereof;  
FIG. 5 is a bottom plan view thereof; and,  
FIG. 6 is a right side elevational view thereof, the left side elevational view being a mirror image thereof.

**1 Claim, 5 Drawing Sheets**

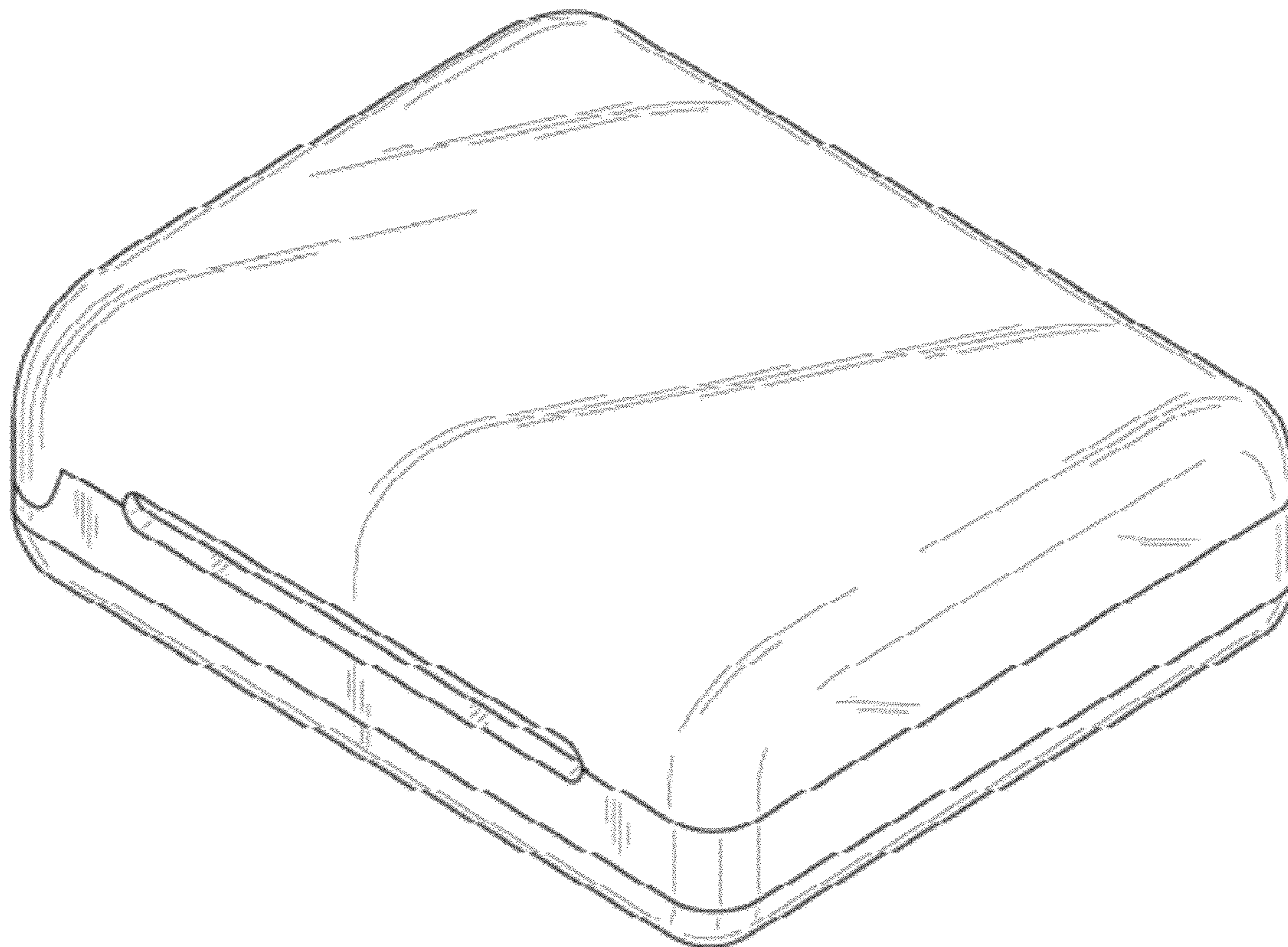


FIG. 1

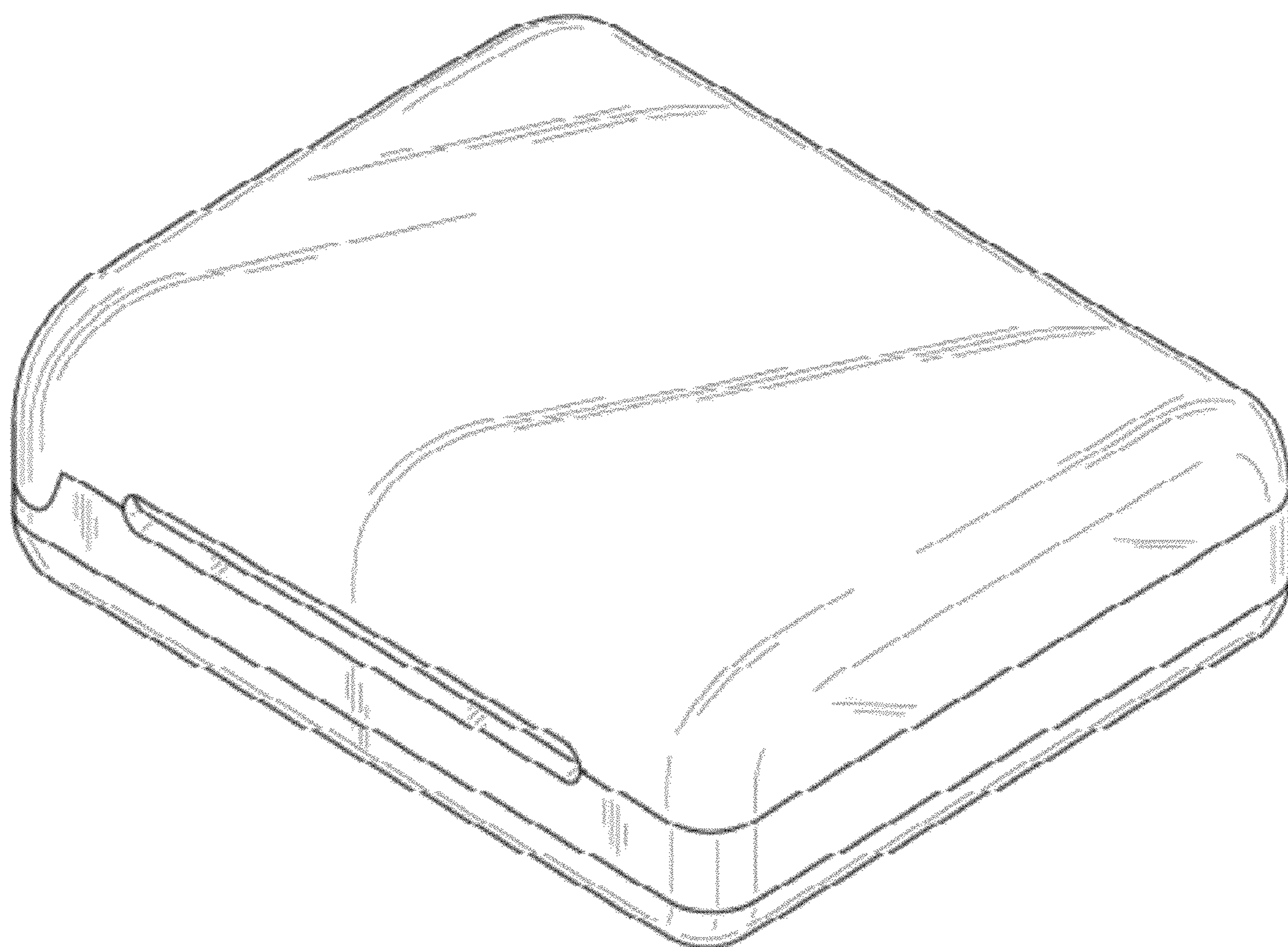




FIG.2

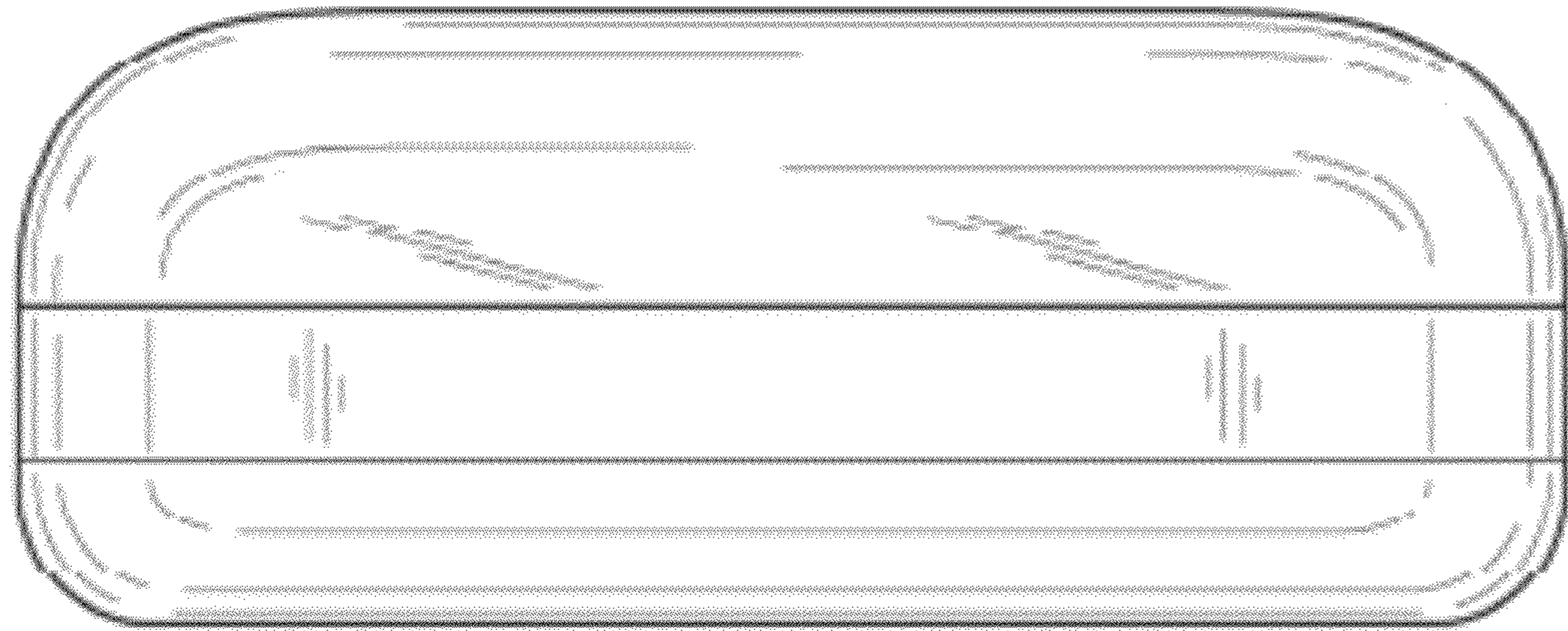


FIG.3




FIG. 4

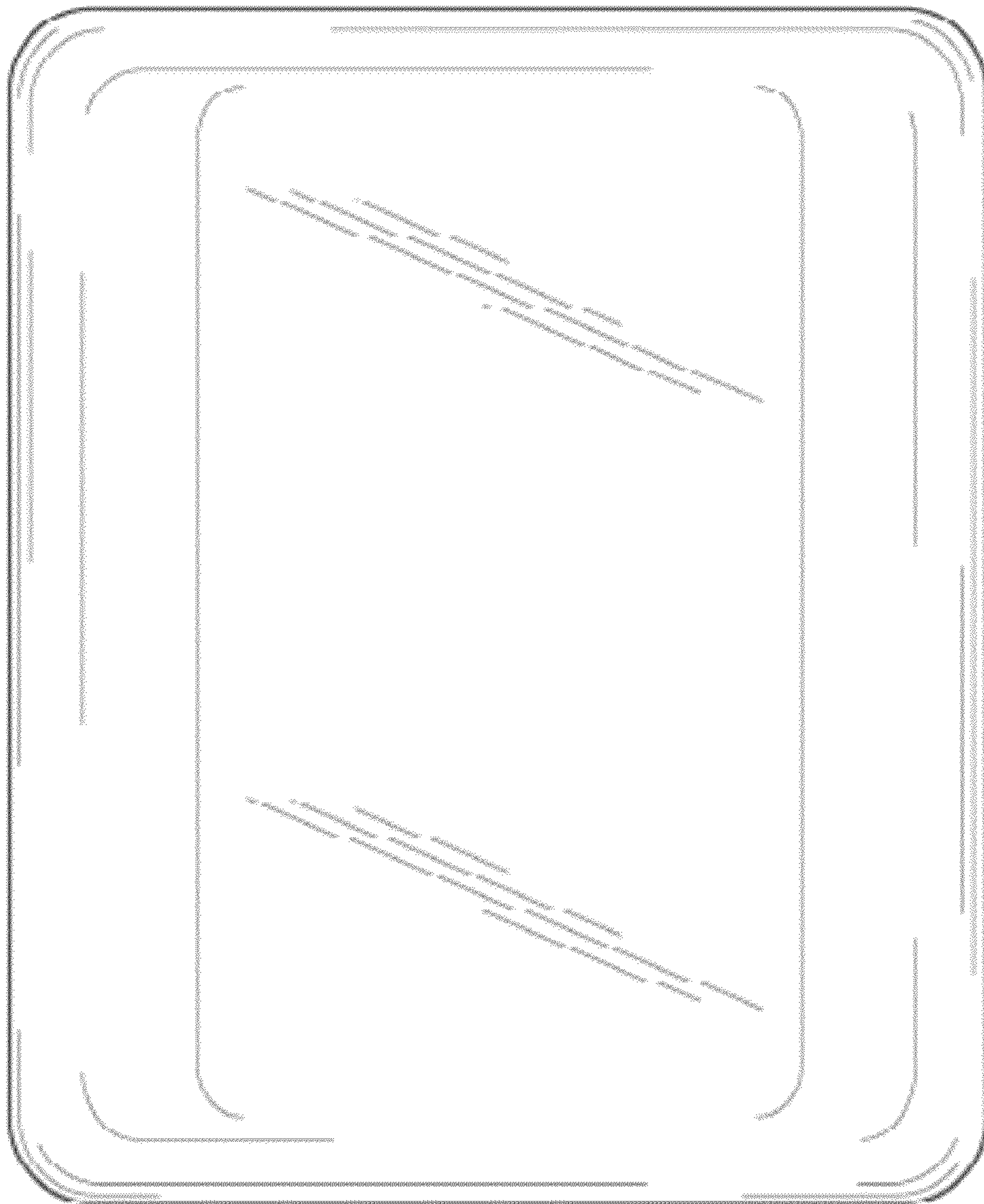




FIG. 5

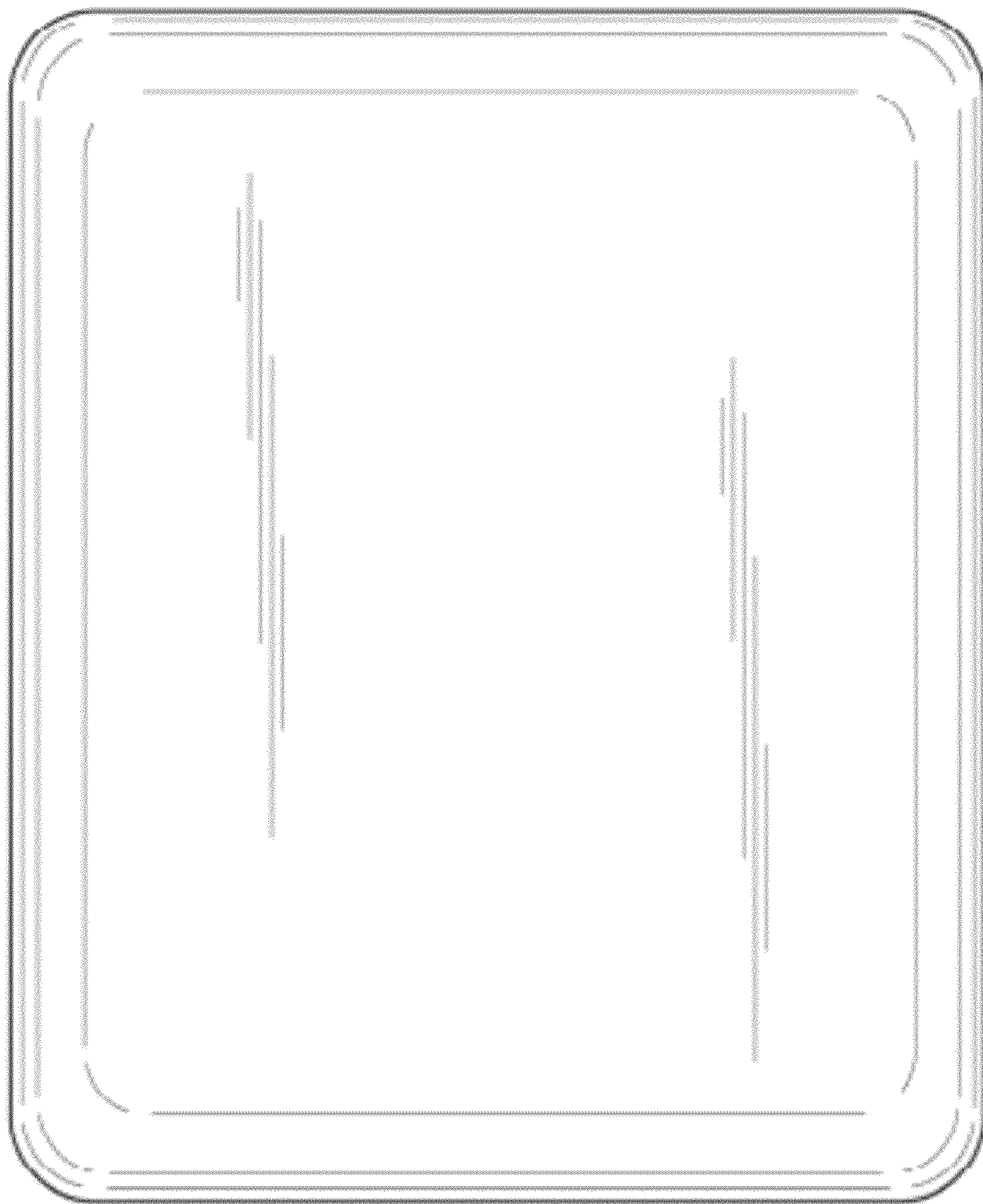


FIG. 6

