



US00D656079S

(12) **United States Design Patent**  
**Dales**

(10) **Patent No.:** **US D656,079 S**  
(45) **Date of Patent:** **\*\* Mar. 20, 2012**

- (54) **DISTRIBUTOR REPAIR PLATE**
- (75) Inventor: **Dale Dales**, Hope Hull, AL (US)
- (73) Assignee: **Dale Dales**, Hope Hull, AL (US)
- (\*\*) Term: **14 Years**
- (21) Appl. No.: **29/372,403**
- (22) Filed: **Nov. 16, 2010**
- (51) **LOC (9) Cl.** ..... **12-06**
- (52) **U.S. Cl.** ..... **D12/223; D8/349**
- (58) **Field of Classification Search** ..... D15/5;  
D8/354, 349; D12/223, 114; 180/219, 312;  
248/300, 200, 674; 123/195 A  
See application file for complete search history.

|              |         |                |       |         |
|--------------|---------|----------------|-------|---------|
| D428,799 S * | 8/2000  | Stearns et al. | ..... | D8/354  |
| D429,995 S * | 8/2000  | Lewis          | ..... | D8/354  |
| D442,539 S * | 5/2001  | Nickel         | ..... | D12/223 |
| D442,908 S * | 5/2001  | Nickel         | ..... | D12/223 |
| D453,143 S * | 1/2002  | Jones          | ..... | D13/122 |
| D463,251 S * | 9/2002  | Shea           | ..... | D8/354  |
| D477,269 S * | 7/2003  | McCoy et al.   | ..... | D12/223 |
| D478,544 S * | 8/2003  | McCoy et al.   | ..... | D12/223 |
| D488,837 S * | 4/2004  | Dion           | ..... | D20/43  |
| D528,951 S * | 9/2006  | Oben           | ..... | D12/180 |
| D556,842 S * | 12/2007 | Webber         | ..... | D21/694 |
| D562,112 S * | 2/2008  | Harrell        | ..... | D8/354  |
| D598,274 S * | 8/2009  | Nerskov        | ..... | D8/354  |
| D618,085 S * | 6/2010  | Lin et al.     | ..... | D8/354  |
| D621,691 S * | 8/2010  | Tezak et al.   | ..... | D8/349  |

\* cited by examiner

*Primary Examiner* — Mark Goodwin

(57) **CLAIM**  
The ornamental design for a distributor repair plate, as shown and described.

**DESCRIPTION**

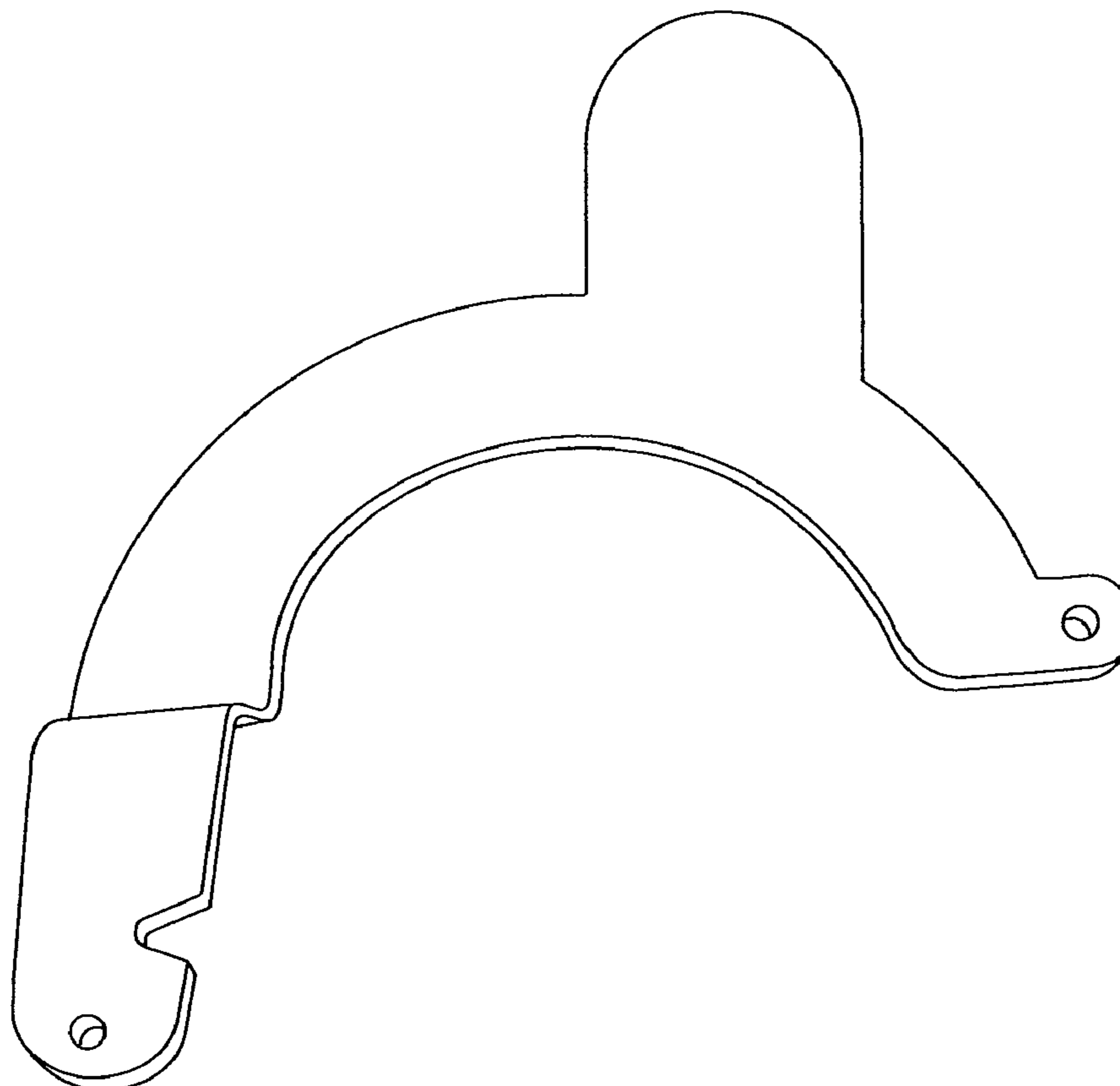
FIG. 1 is a bottom perspective view of a distributor repair plate showing my new design; FIG. 2 is a top perspective view; and, FIG. 3 is a side view thereof.

**1 Claim, 3 Drawing Sheets**

(56) **References Cited**

**U.S. PATENT DOCUMENTS**

|               |         |              |       |         |
|---------------|---------|--------------|-------|---------|
| D261,654 S *  | 11/1981 | Feuling      | ..... | D15/5   |
| D306,133 S *  | 2/1990  | Zupancic     | ..... | D8/354  |
| D330,154 S *  | 10/1992 | Wagner       | ..... | D8/354  |
| D362,384 S *  | 9/1995  | Middlebrook  | ..... | D8/354  |
| 5,938,169 A * | 8/1999  | Ogawa et al. | ..... | 248/674 |
| D416,830 S *  | 11/1999 | McKay        | ..... | D12/114 |
| D422,483 S *  | 4/2000  | Shea         | ..... | D8/354  |



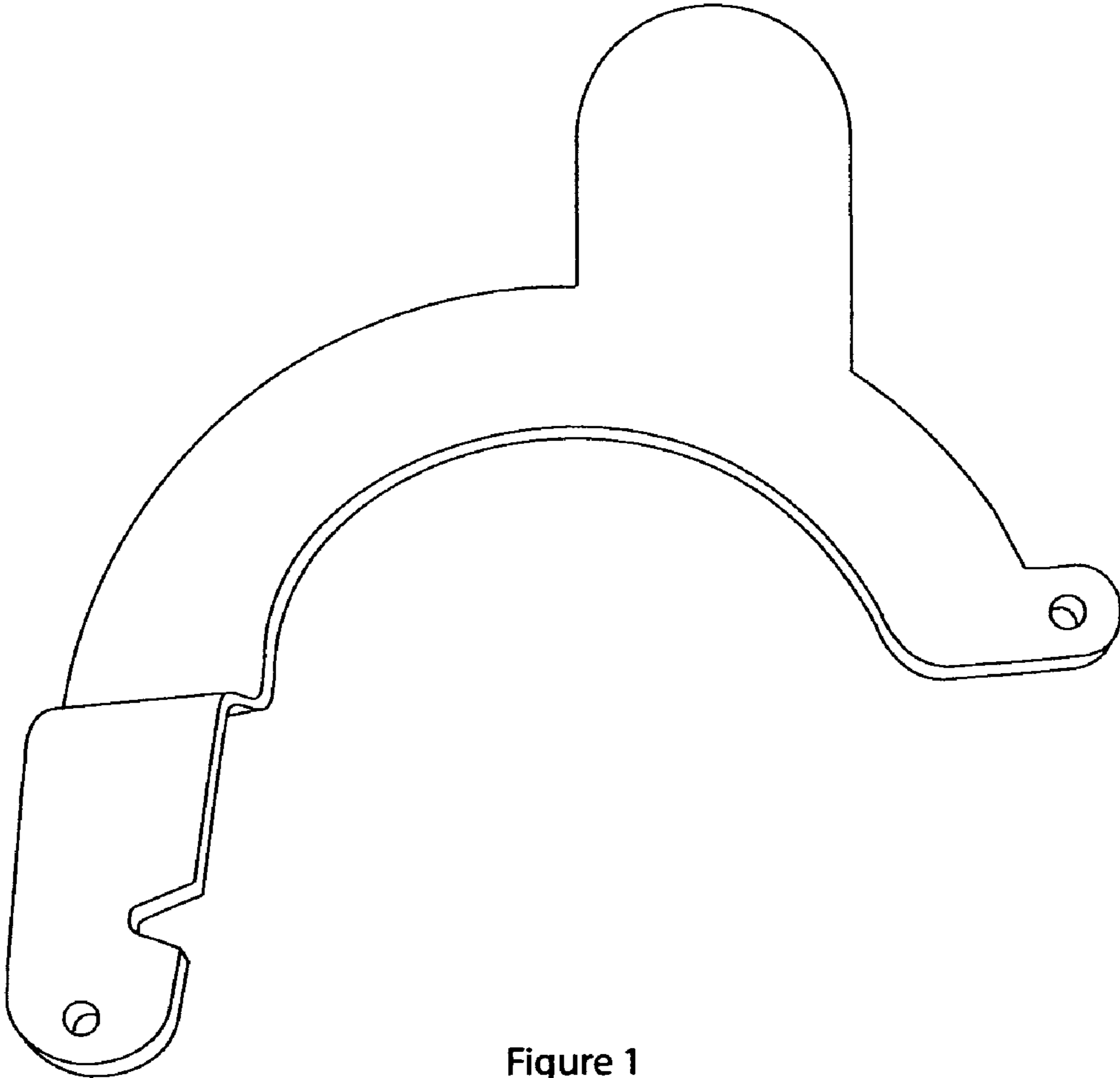


Figure 1

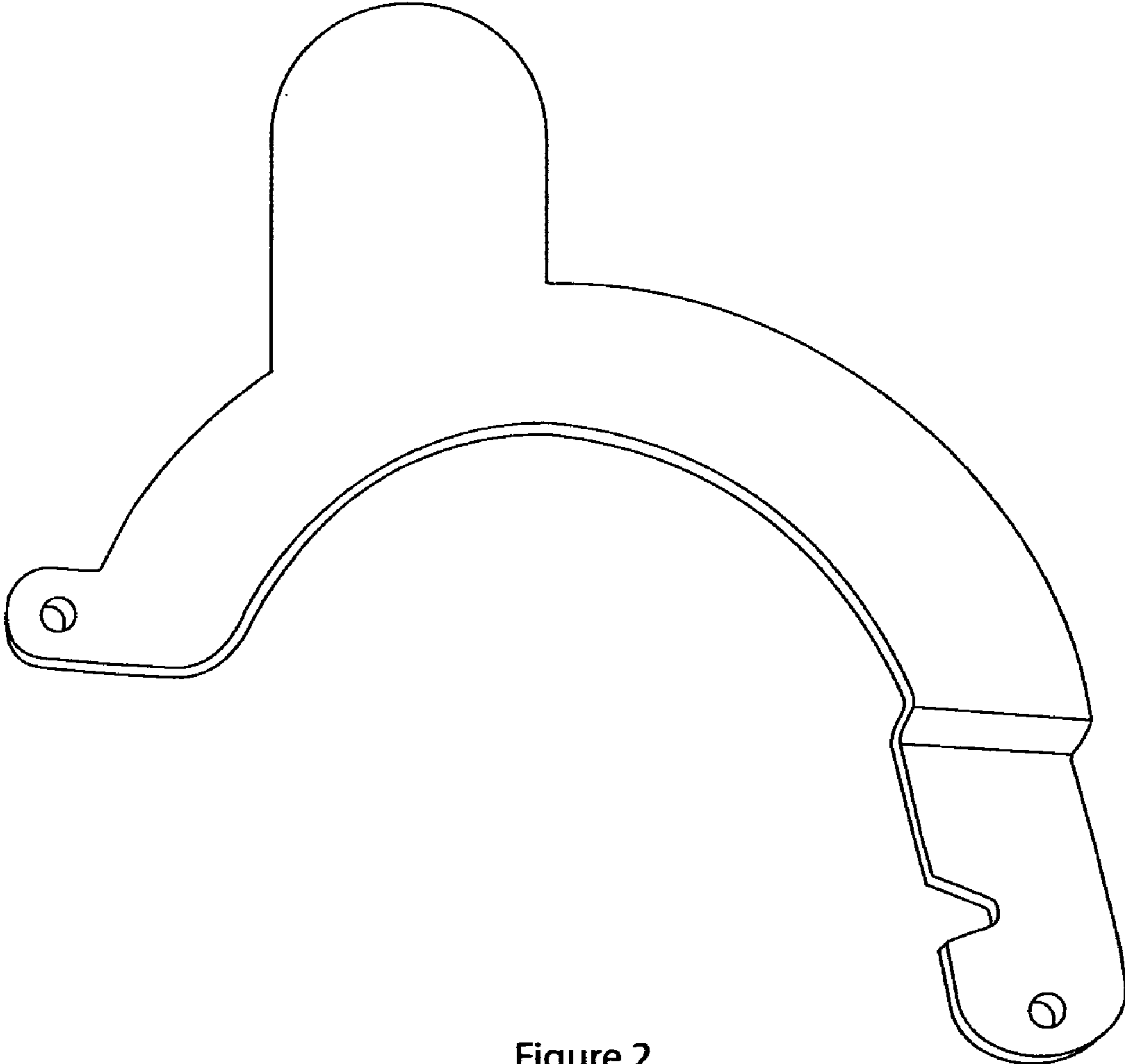


Figure 2



Figure 3