



US00D656076S

(12) **United States Design Patent**  
**Spencer et al.**

(10) **Patent No.:** **US D656,076 S**  
(45) **Date of Patent:** **\*\* Mar. 20, 2012**

(54) **LICENSE PLATE FRAME**

(75) Inventors: **Todd Spencer**, Monument, CO (US);  
**Wendy Spencer**, Monument, CO (US);  
**Bret Zelenka**, Monument, CO (US);  
**Eldon Goates**, Colorado Springs, CO (US)

(73) Assignee: **Cruiser Accessories, LLC**, Monument, CO (US)

(\*\*) Term: **14 Years**

(21) Appl. No.: **29/395,218**

(22) Filed: **Dec. 19, 2011**

(51) **LOC (9) Cl.** ..... **12-16**

(52) **U.S. Cl.** ..... **D12/193**

(58) **Field of Classification Search** ..... D12/193;  
D6/300-302, 310-314; 40/200-204, 207-214;  
D20/13; 348/148, 373

See application file for complete search history.

(56) **References Cited**

**U.S. PATENT DOCUMENTS**

D347,416 S \* 5/1994 Hu ..... D12/193

D348,037 S \* 6/1994 Hu ..... D12/193  
D566,637 S \* 4/2008 Hu ..... D12/193  
D576,531 S \* 9/2008 Block et al. .... D12/193

\* cited by examiner

*Primary Examiner* — Stacia Cadmus

(74) *Attorney, Agent, or Firm* — Linda Flewellen Gould

(57) **CLAIM**

The ornamental design for a license plate frame, as shown and described.

**DESCRIPTION**


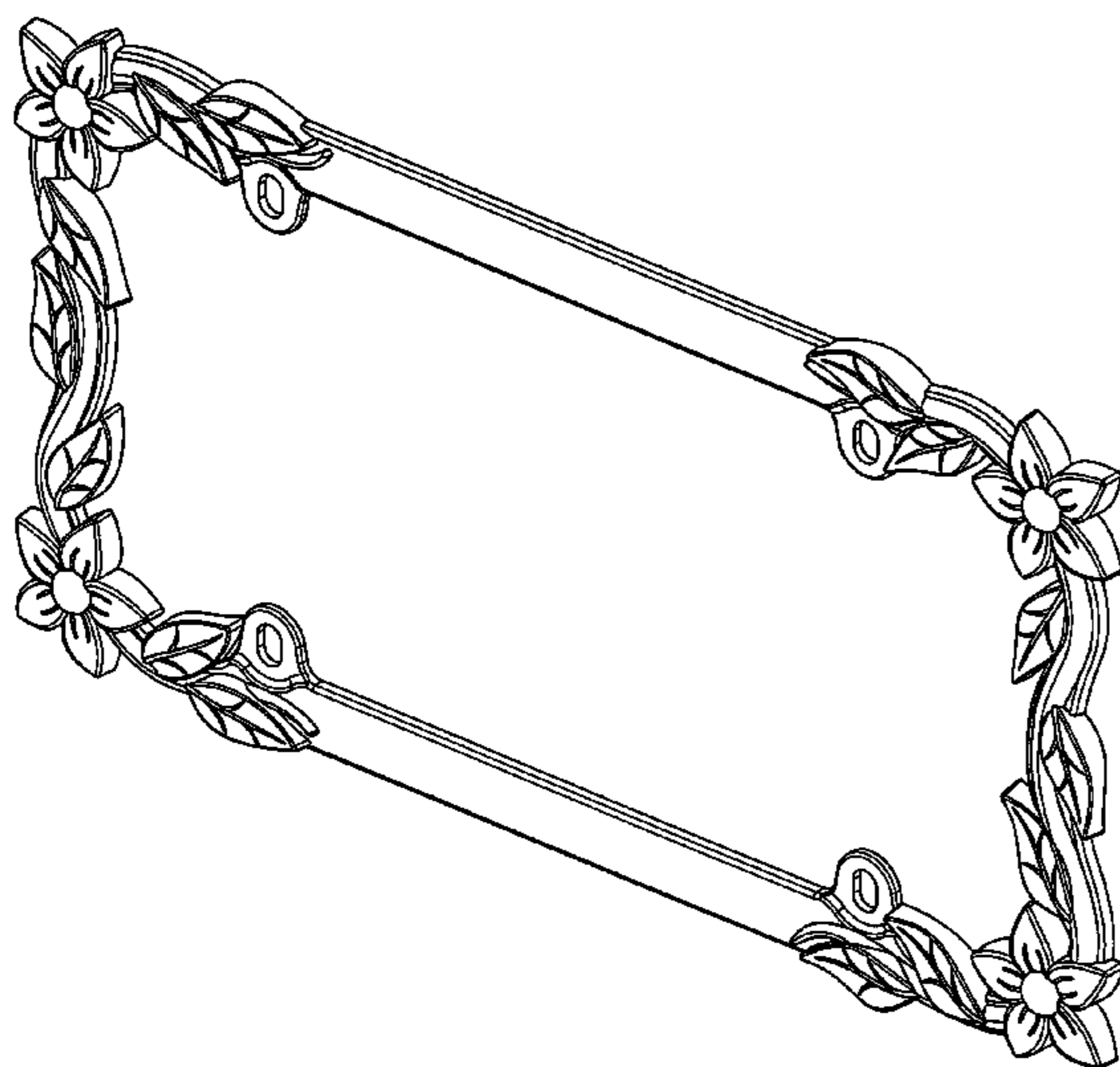
FIG. 1 is a perspective front view showing our new design for a license plate frame.

FIG. 2 is a front view of the license plate frame of the present invention.

FIG. 3 is a top view of the license plate frame of the present invention, the bottom view being the mirror image thereof; and,

FIG. 4 is a right side view of the license plate frame of the present invention, the left side view being the mirror image thereof.

**1 Claim, 2 Drawing Sheets**



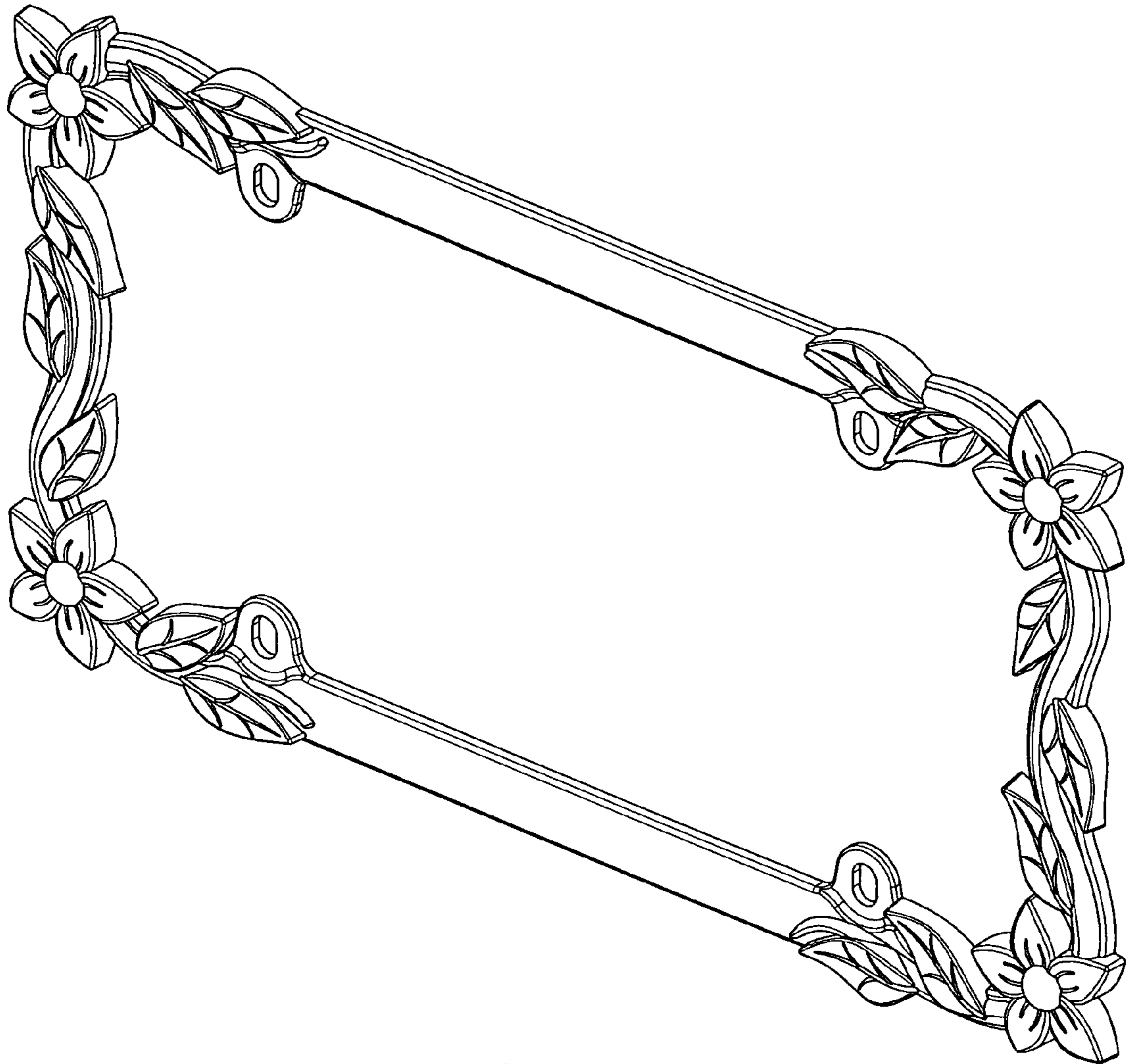


Figure 1

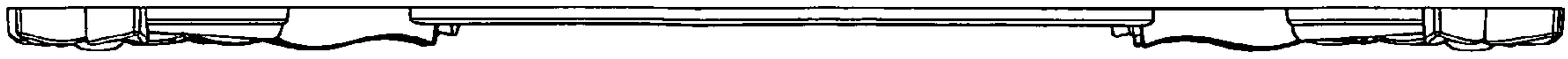


Figure 3




Figure 2



Figure 4