



US00D656058S

(12) **United States Design Patent**
Wobito

(10) **Patent No.:** **US D656,058 S**
(45) **Date of Patent:** **** Mar. 20, 2012**

(54) **GEMSTONE**

D416,510 S * 11/1999 Han D11/90
D589,395 S * 3/2009 Siman-Tov et al. D11/90
D605,972 S * 12/2009 Siman-Tov et al. D11/89

(75) Inventor: **Rudi Wobito**, Stouffville (CA)

FOREIGN PATENT DOCUMENTS

(73) Assignee: **Custom Gem Cutting Ltd.**, Stouffville,
Ontario (CA)

CA 105355 3/2005

* cited by examiner

(**) Term: **14 Years**

Primary Examiner — Ralf Seifert

(21) Appl. No.: **29/344,416**

(74) *Attorney, Agent, or Firm* — Mark B. Eisen; Dimock
Stratton LLP

(22) Filed: **Sep. 29, 2009**

(57) **CLAIM**

The ornamental design for a gemstone, as shown and
described herein.

(51) **LOC (9) Cl.** **11-01**

(52) **U.S. Cl.** **D11/89**

(58) **Field of Classification Search** D11/1-2,
D11/26-29, 89-92; 63/26-28, 32
See application file for complete search history.

DESCRIPTION

FIG. 1 is a perspective view of the gemstone taken from the
bottom side;

FIG. 2 is bottom plan view thereof;

FIG. 3 is a front elevational view of the gemstone, the rear
elevational view being a mirror image thereof;

FIG. 4 is a top plan view thereof; and,


FIG. 5 is a side elevational view of the gemstone, the opposite
side being a mirror image thereof.

(56) **References Cited**

U.S. PATENT DOCUMENTS

D244,367 S * 5/1977 Saltzman D11/90
D352,673 S * 11/1994 Harris et al. D11/90
D375,914 S * 11/1996 Harris et al. D11/90
D393,230 S * 4/1998 Katz D11/90

1 Claim, 2 Drawing Sheets






FIG. 1




FIG. 2




FIG. 3




FIG. 4




FIG. 5