



US00D656026S

(12) **United States Design Patent**
Quasters

(10) **Patent No.:** **US D656,026 S**

(45) **Date of Patent:** **** Mar. 20, 2012**

(54) **SELF-STANDING CONTAINER**

(75) Inventor: **Mikael Quasters**, Vinninga (SE)

(73) Assignee: **Petainer Lidköping AB** (SE)

(**) Term: **14 Years**

(21) Appl. No.: **29/376,316**

(22) Filed: **Oct. 5, 2010**

(30) **Foreign Application Priority Data**

Apr. 6, 2010 (EM) 001691171 0001
Apr. 6, 2010 (EM) 001691171 0002

(51) **LOC (9) Cl.** **09-01**

(52) **U.S. Cl.** **D9/516; D9/520**

(58) **Field of Classification Search** D9/516,
D9/520, 530, 537-543, 549-550, 556-560,
D9/563, 569-575; 215/370-373, 376; 220/600,
220/602, 604-606, 608-609

See application file for complete search history.

(56) **References Cited**

U.S. PATENT DOCUMENTS

D221,733 S * 9/1971 Adomaitis et al. D9/501
D254,957 S * 5/1980 Campbell et al. D9/779
D257,463 S * 10/1980 Campbell et al. D9/779
4,318,489 A * 3/1982 Snyder et al. 215/375
D269,158 S * 5/1983 Gaunt D9/779
D280,707 S * 9/1985 Imanishi D9/519

D380,383 S * 7/1997 Wiemann et al. D9/434
6,112,924 A * 9/2000 Zhang 215/375
D532,306 S * 11/2006 MacLeod et al. D9/519
D532,307 S * 11/2006 Durand D9/519
D554,507 S * 11/2007 Laupie D9/519

FOREIGN PATENT DOCUMENTS

FR 1493309 A 8/1967
GB 840634 7/1960
GB 2067160 A 7/1981
WO 0013974 3/2000
WO 2006000408 A1 1/2006
WO 2008022605 A1 2/2008

* cited by examiner

Primary Examiner — Ian Simmons

Assistant Examiner — Dana L Sipos

(74) *Attorney, Agent, or Firm* — Stevens & Showalter LLP

(57) **CLAIM**

The ornamental design for a self-standing container, as shown.

DESCRIPTION

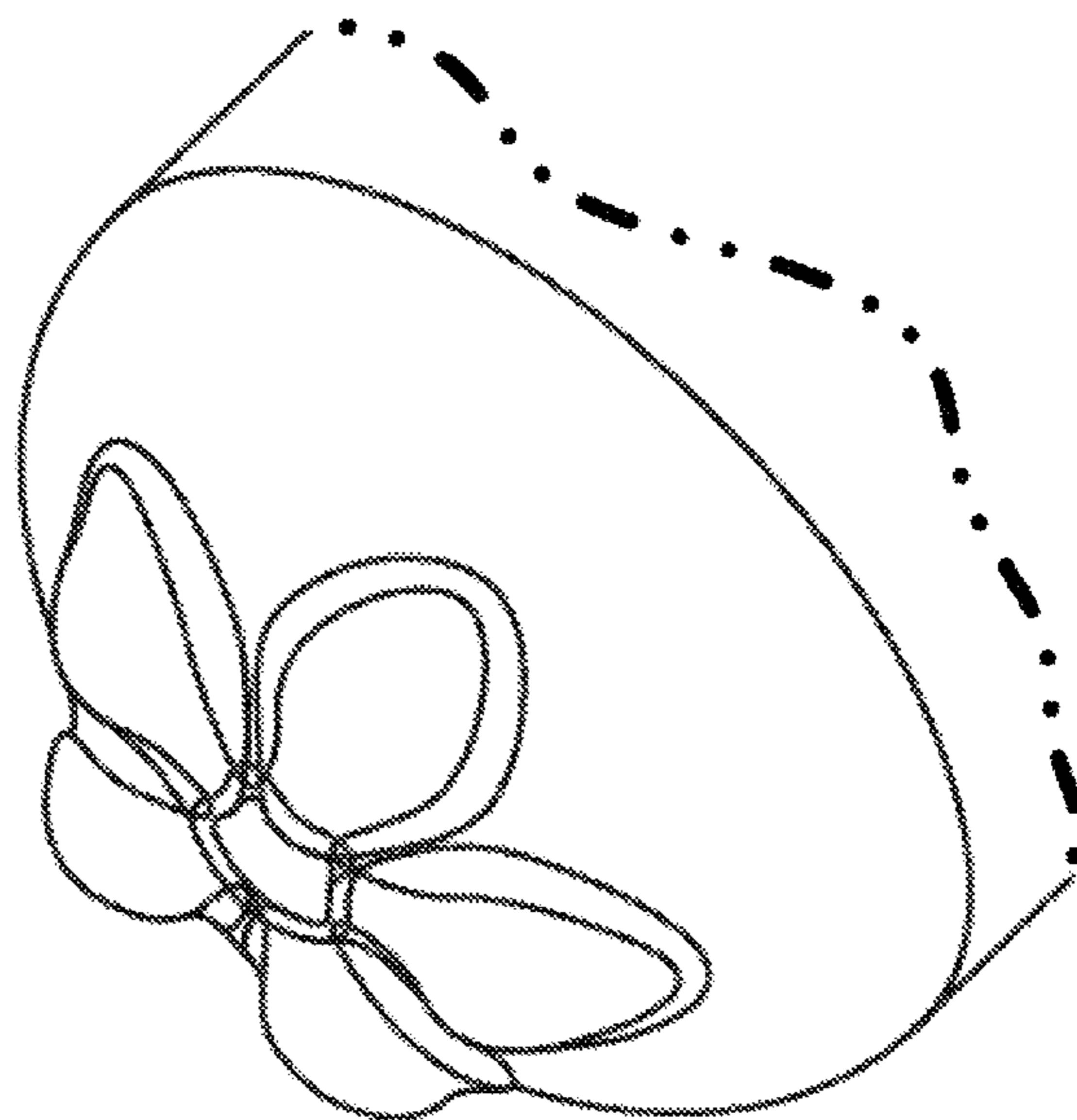

FIG. 1 is a bottom plan view of a self-standing container showing my new design;

FIG. 2 is a side elevation view thereof; and,

FIG. 3 is a bottom perspective view thereof.

The broken dot-dot-dash line(s) in the drawings define the bounds of the claim and form no part thereof.

1 Claim, 3 Drawing Sheets






FIG. 1

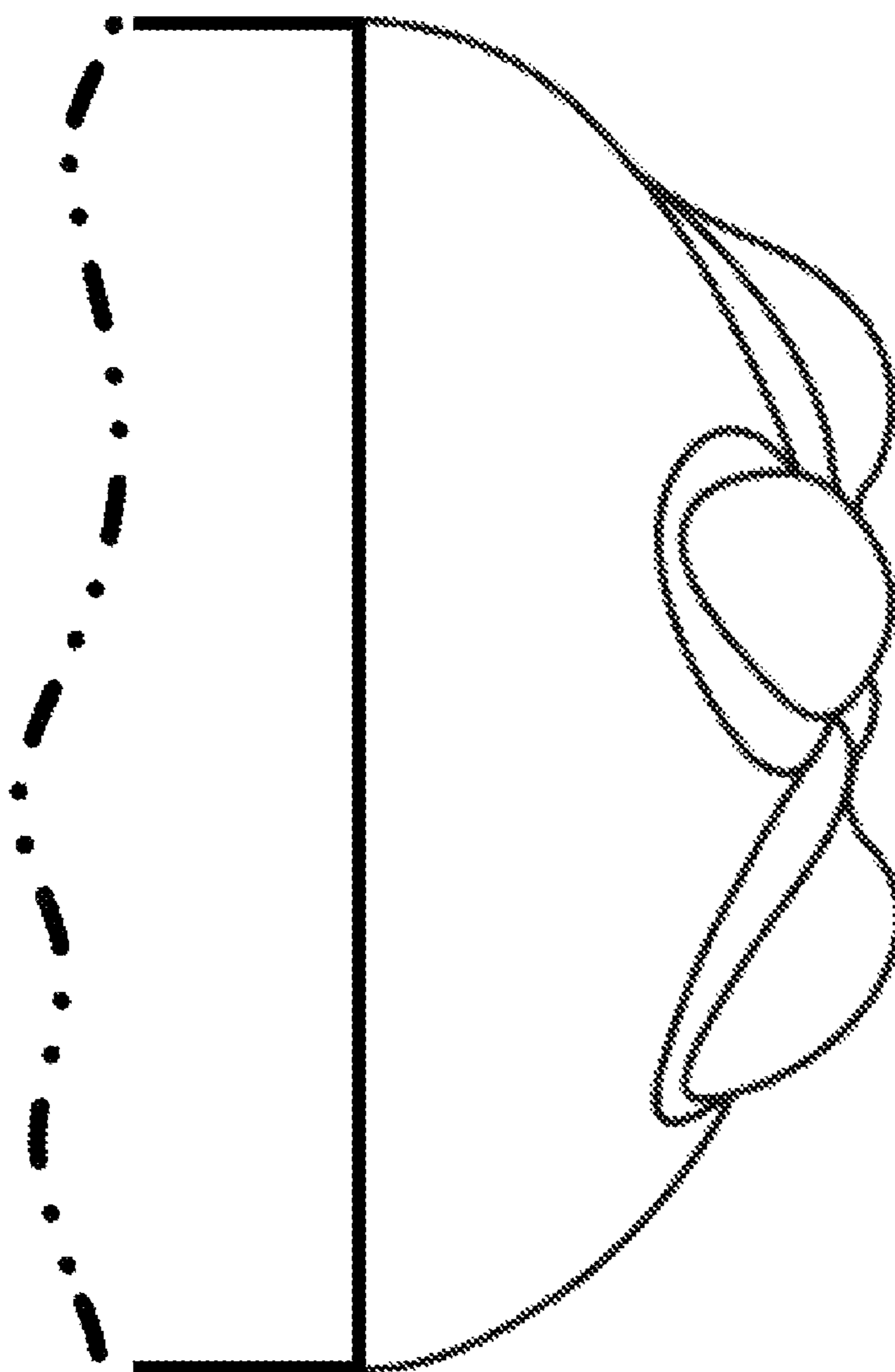


Fig.2




Fig.3