



US00D655986S

(12) **United States Design Patent**
Schneider

(10) **Patent No.:** **US D655,986 S**
(45) **Date of Patent:** **** Mar. 20, 2012**

(54) **BOTTLE HOLDER**

(75) Inventor: **Thomas Schneider**, Palo Alto, CA (US)

(73) Assignee: **Vinotheque Wine Cellars**, Stockton, CA (US)

(**) Term: **14 Years**

(21) Appl. No.: **29/391,904**

(22) Filed: **May 13, 2011**

(51) **LOC (9) Cl.** **07-06**

(52) **U.S. Cl.** **D7/620; D8/370; D8/373; D8/380;**
D6/463; D6/566

(58) **Field of Classification Search** **D7/601-602,**
D7/701, 704, 708.1, 619.1, 620, 624.1; D8/363,
D8/370, 373; D6/449, 462-463, 566; 211/71.01,
211/75, 85.31, 90.03; 248/220.31, 220.41,
248/249

See application file for complete search history.

(56) **References Cited**

U.S. PATENT DOCUMENTS

2,636,704	A *	4/1953	Norberg	248/79
3,200,960	A *	8/1965	Banse	206/459.5
D225,509	S *	12/1972	Charlton	D8/363
3,830,375	A *	8/1974	Larson	211/59.1
3,908,949	A *	9/1975	Larson	248/220.43
D255,324	S *	6/1980	Pierce	D8/380
4,277,042	A *	7/1981	Ash, Sr.	248/447.1
4,560,062	A *	12/1985	Valiulis	206/774
4,693,381	A *	9/1987	Lodge	211/94.01
4,724,967	A *	2/1988	Valiulis	211/59.1
D300,804	S *	4/1989	Myers	D8/373
4,869,376	A *	9/1989	Valiulis et al.	211/59.1
D306,739	S *	3/1990	Mackiewich	D3/266
D307,220	S *	4/1990	Kaufman, Jr.	D6/462
D311,651	S *	10/1990	Fetty	D7/601
5,014,949	A *	5/1991	Niven	248/220.41

D327,641	S *	7/1992	Hoskinson et al.	D8/370
D338,700	S *	8/1993	Webb	D21/786
D356,916	S *	4/1995	Chadwick	D6/566
5,645,175	A *	7/1997	Wood	211/57.1
D432,316	S *	10/2000	Duggan	D6/317
6,141,894	A *	11/2000	Thalenfeld et al.	40/642.01
D446,968	S *	8/2001	Spencer	D6/509
D462,200	S *	9/2002	Pollard et al.	D6/458
6,991,117	B2	1/2006	McCain	
D555,462	S *	11/2007	Moffitt et al.	D8/370

(Continued)

Primary Examiner — Ian Simmons

Assistant Examiner — Dana L Sipos

(74) *Attorney, Agent, or Firm* — Hickman Palermo Truong & Becker LLP

(57) **CLAIM**

The ornamental design for a bottle holder, as shown and described.

DESCRIPTION

FIG. 1 is a top plan view of an ornamental design for a bottle holder according to the invention.

FIG. 2 is a bottom plan of an ornamental design for the bottle holder of FIG. 1 according to the invention.

FIG. 3 is a side elevation view of an ornamental design for the bottle holder of FIG. 1 according to the invention.

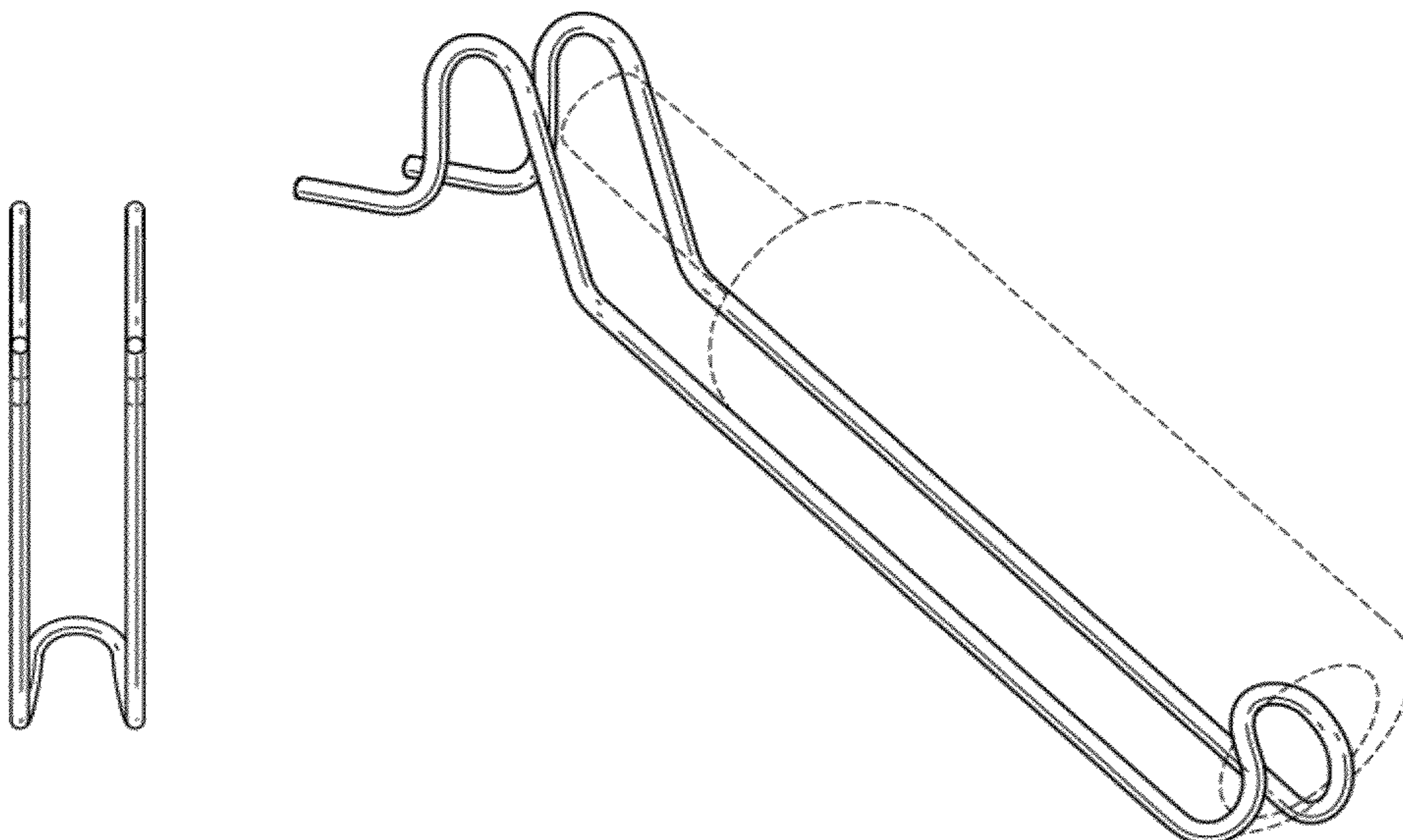
FIG. 4 is a first end elevation view of an ornamental design for the bottle holder of FIG. 1 according to the invention.

FIG. 5 is a second end elevation view of an ornamental design for the bottle holder of FIG. 1 according to the invention; and,

FIG. 6 is a perspective view of an ornamental design for the bottle holder of FIG. 1 according to the invention with a bottle shown in phantom outline.

The broken lines in the drawings showing the bottle in FIG. 6 is for illustrative purposes only and forms no part of the claimed design.

1 Claim, 2 Drawing Sheets



US D655,986 S

Page 2

U.S. PATENT DOCUMENTS

7,882,964 B2 *	2/2011	Battaglia	211/59.1	2009/0152221 A1	6/2009	Hynes
7,882,967 B2 *	2/2011	Hynes	211/75	2009/0152223 A1	6/2009	McCain
				* cited by examiner		




FIG. 1




FIG. 2

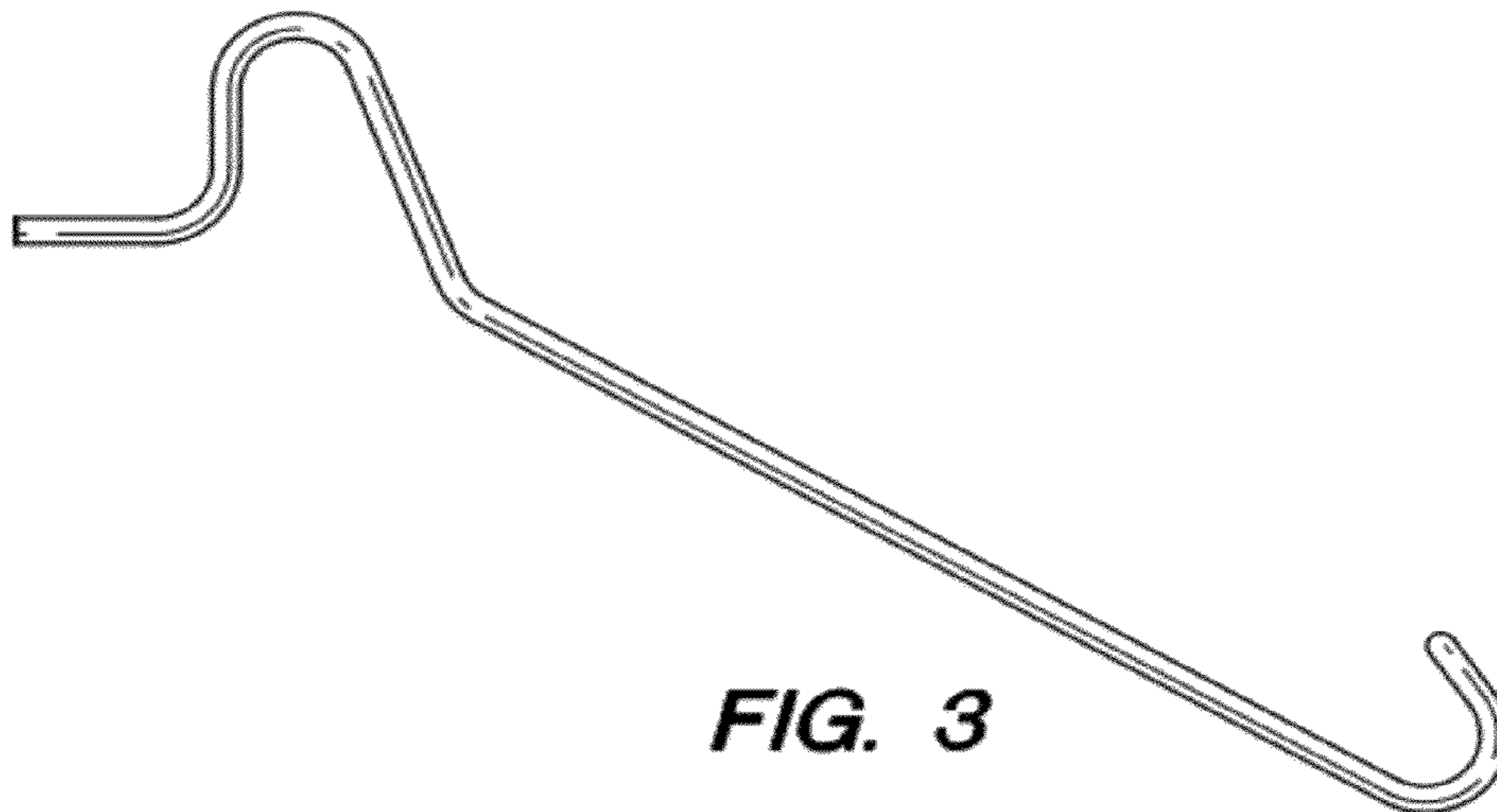


FIG. 3

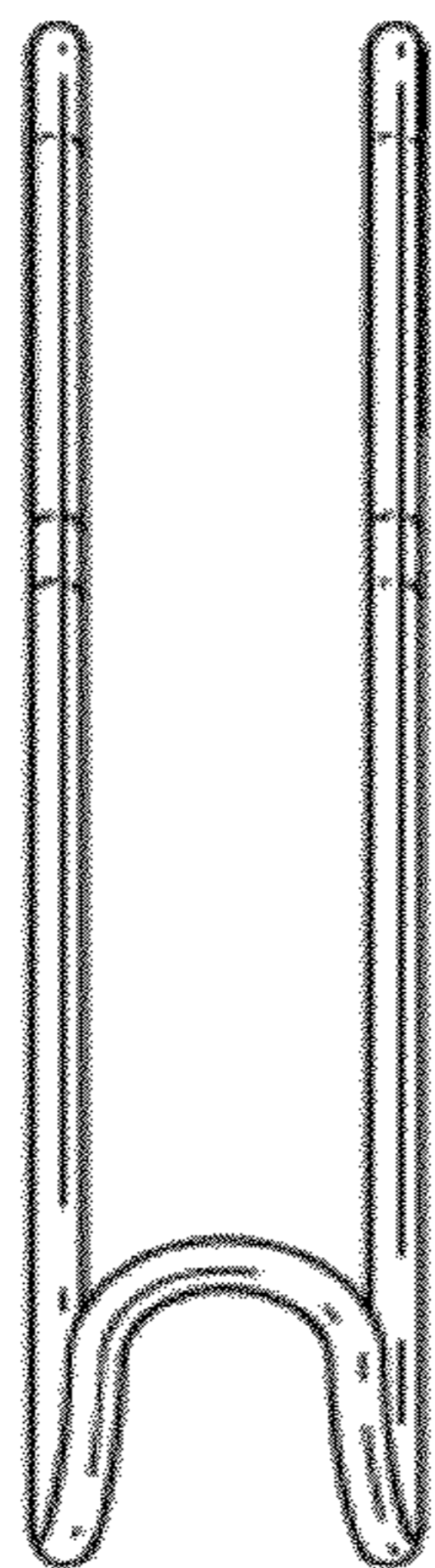


FIG. 4




FIG. 5

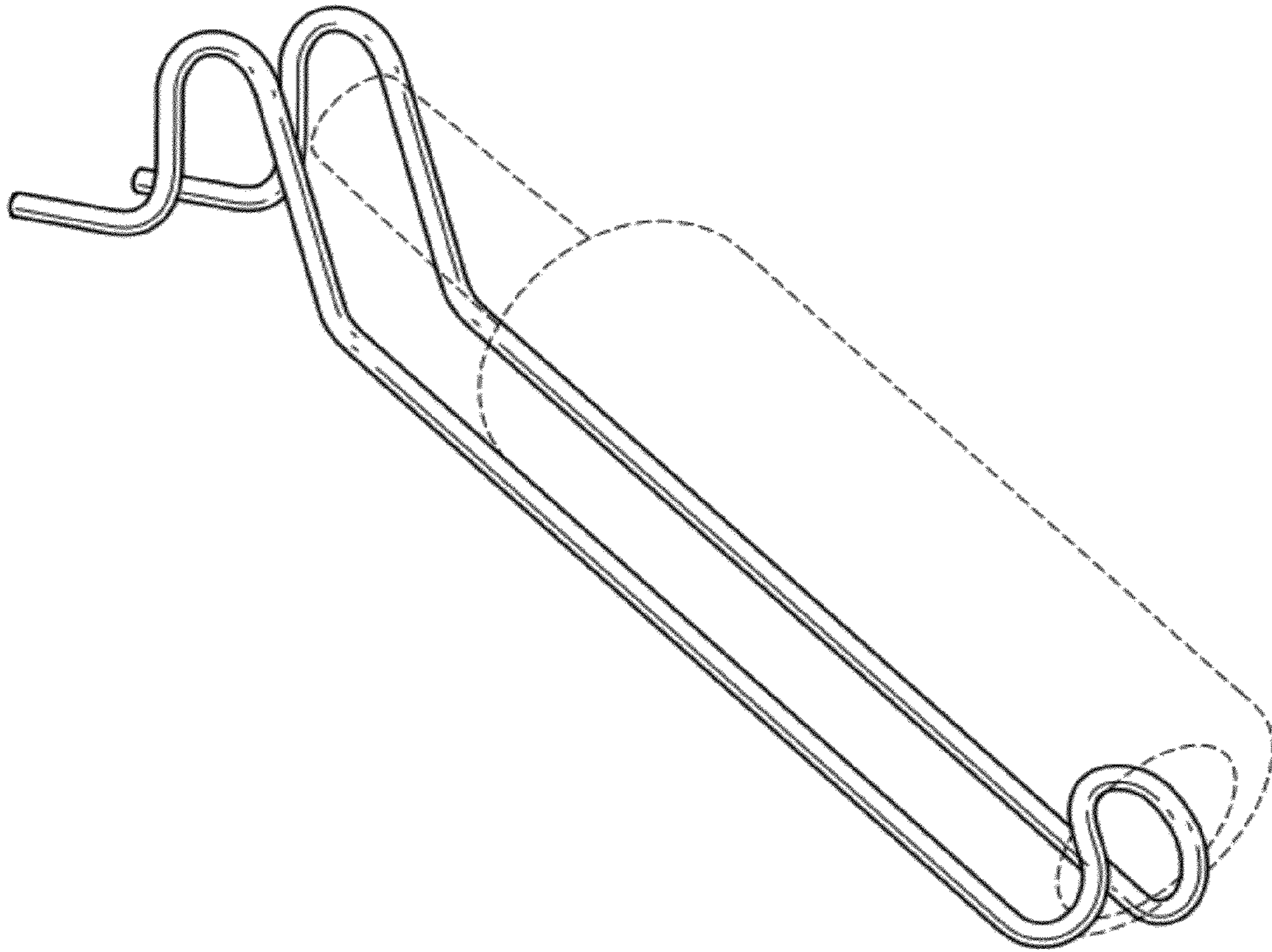


FIG. 6