

US00D655963S

(12) **United States Design Patent**
Mattsson

(10) **Patent No.:** **US D655,963 S**
(45) **Date of Patent:** **** Mar. 20, 2012**

(54) **FURNITURE FOR STORAGE**
(75) Inventor: **Olle Mattsson**, Tingsryd (SE)

D289,353 S * 4/1987 Davis et al. D6/555
D294,096 S * 2/1988 Murphy D6/574
D538,093 S * 3/2007 Lee D6/555

(73) Assignee: **Hammarplast Consumer Aktiebolag**,
Tingsryd (SE)

OTHER PUBLICATIONS

Elfa Lumi AB; "Elfa Backsystem Mini-1-djup 435 mm", Elfa Lumi AB (Elfagatan 5, Vastervik, Sweden) 1 page.
Elfa Lumi AB; "Elfa Backsystem Mini II", Elfa Lumi AB, (Elfagatan 5, Vastervik, Sweden) 1 page.
Elfa Lumi AB; "Elfa Décor-Prislista" Januari 2008, 1 page.
Elfa Lumi AB; Elfa fristående-I, 1 page.
Elfa Lumi AB; Elfa fristående-II, 1 page.

(**) Term: **14 Years**

(21) Appl. No.: **29/378,288**

(22) Filed: **Nov. 2, 2010**

* cited by examiner

(30) **Foreign Application Priority Data**

Primary Examiner — Brian N Vinson

May 4, 2010 (EM) 001703828

(74) *Attorney, Agent, or Firm* — Ladas & Parry LLP

(51) **LOC (9) Cl.** **06-04**

(57) **CLAIM**

(52) **U.S. Cl.** **D6/567; D6/573**

The ornamental design for a furniture for storage, as shown and described.

(58) **Field of Classification Search** D6/553,
D6/555, 567, 569, 570, 573, 574; 108/33,
108/40, 42, 115, 134; 206/509; 211/13.1,
211/87.01, 85.17, 90.02, 90.04, 119.005,
211/126.5, 134; 248/312.1; 312/107, 198

DESCRIPTION

See application file for complete search history.

FIG. 1 is a perspective view showing the top side, the right side, and the front of a furniture for storage showing my new design;

(56) **References Cited**

U.S. PATENT DOCUMENTS

1,446,036 A * 2/1923 Dodd 211/85.17
2,455,991 A * 12/1948 Goldfield et al. 312/195
2,916,161 A * 12/1959 Schaefer D6/570
3,653,734 A * 4/1972 Ungaro 312/107
D268,554 S * 4/1983 Springer D6/553
4,633,789 A * 1/1987 Kortering et al. 108/152

FIG. 2 is a perspective view showing the underside, the right side, and the back thereof;

FIG. 3 is a front elevational view thereof;

FIG. 4 is a top plan view thereof;


FIG. 5 is a bottom view thereof;

FIG. 6 is a rear elevational view thereof;

FIG. 7 is a right elevational view thereof; and,

FIG. 8 is a left elevational view thereof.

1 Claim, 8 Drawing Sheets






Fig. 1

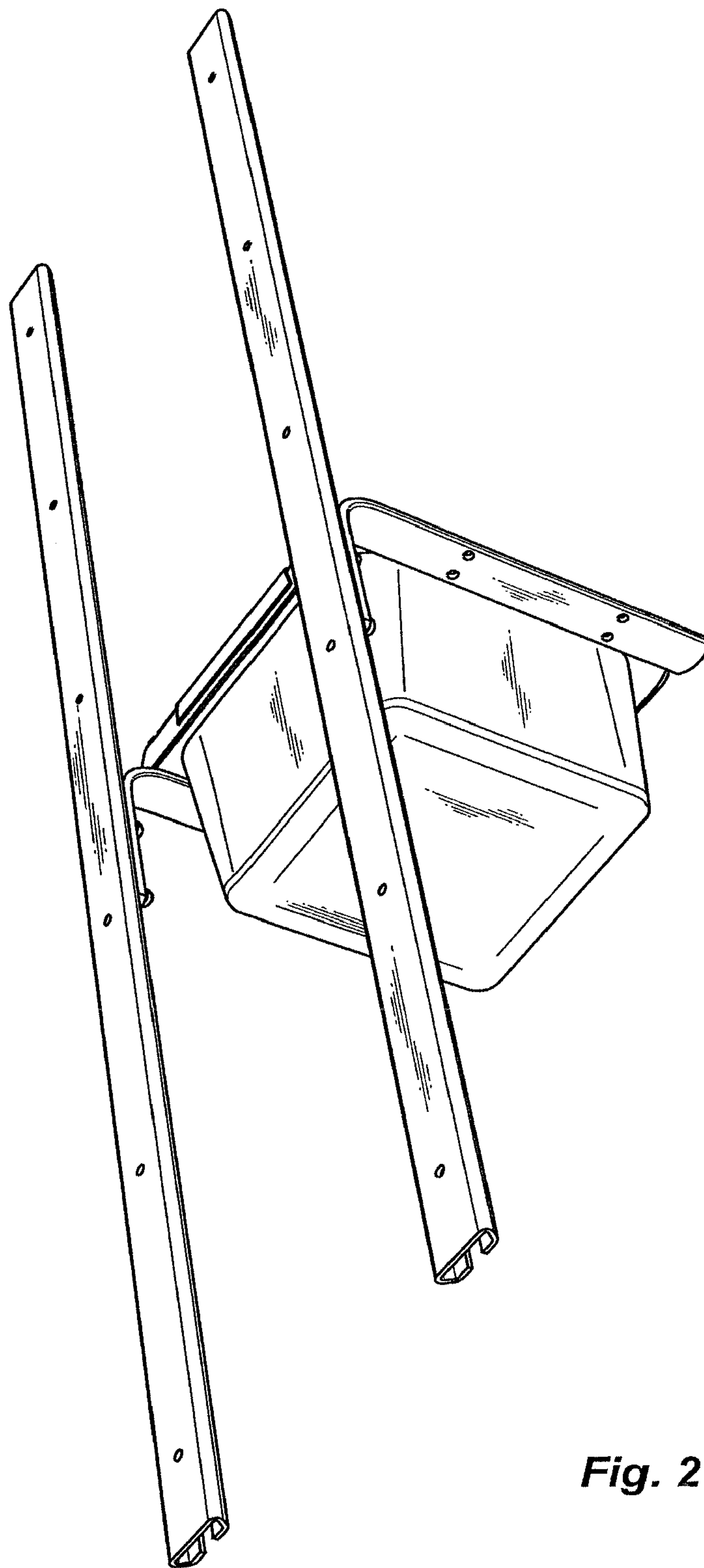


Fig. 2

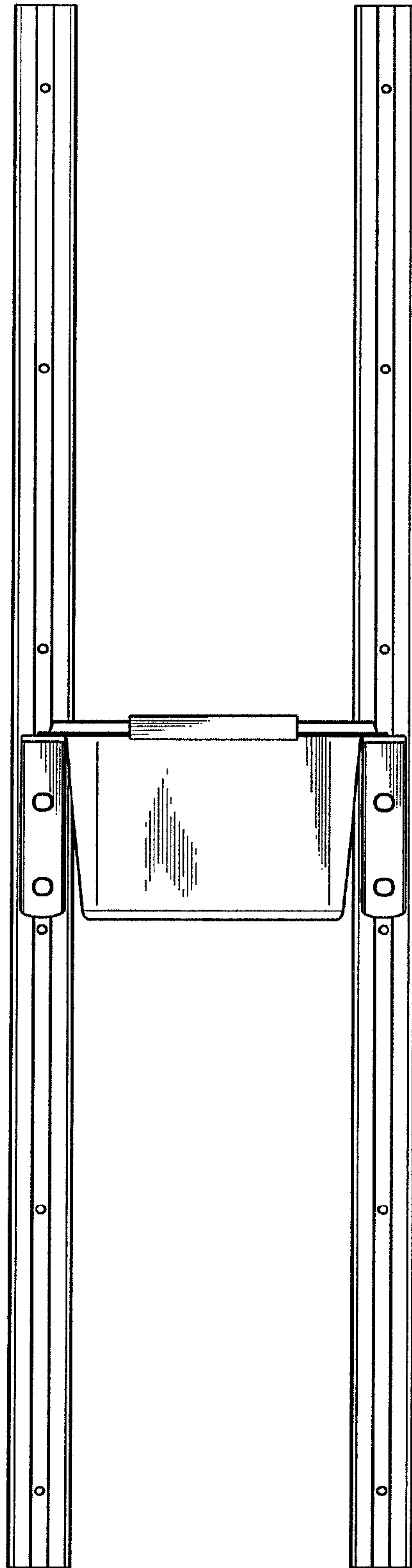


Fig. 3

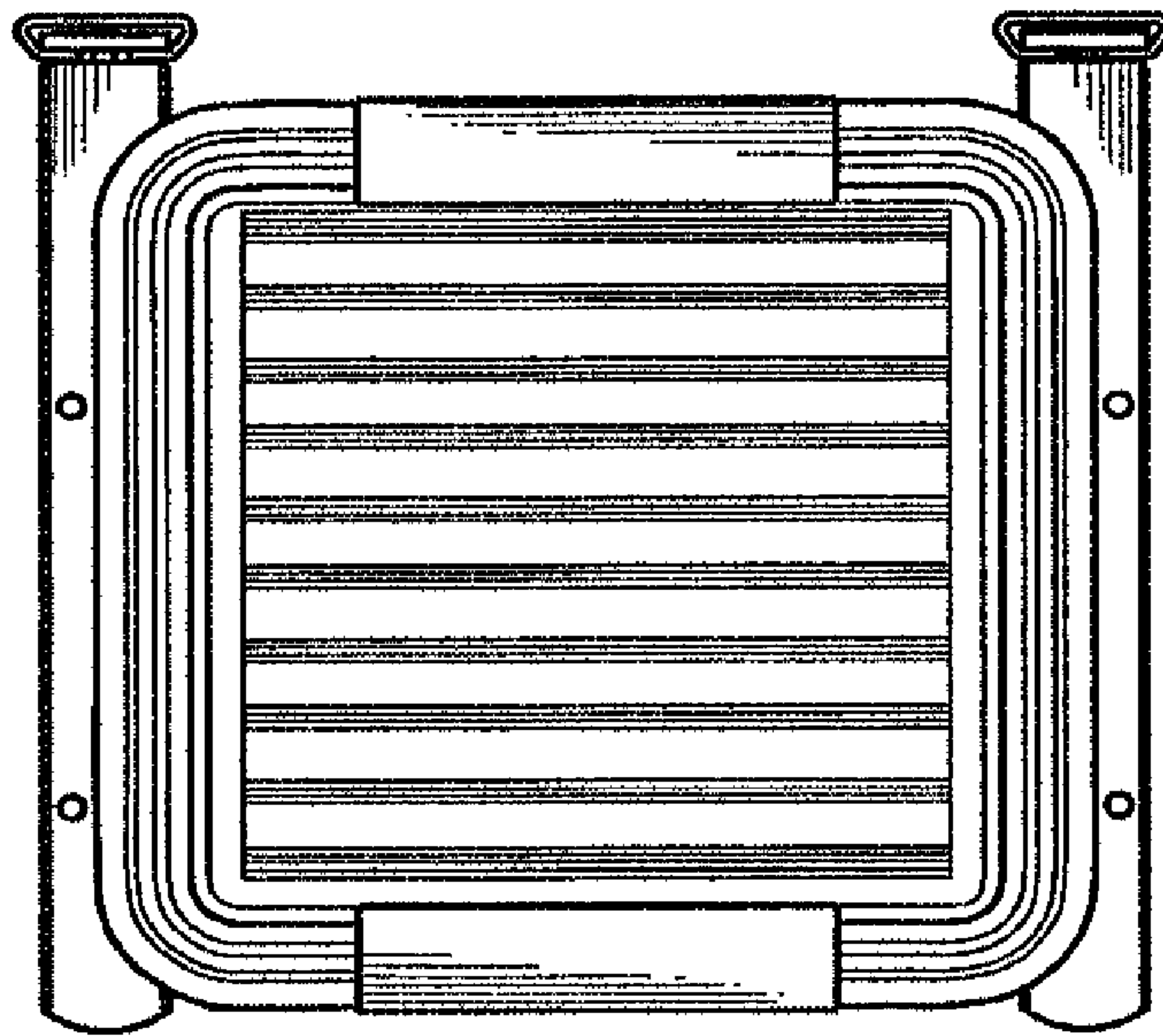


Fig. 4

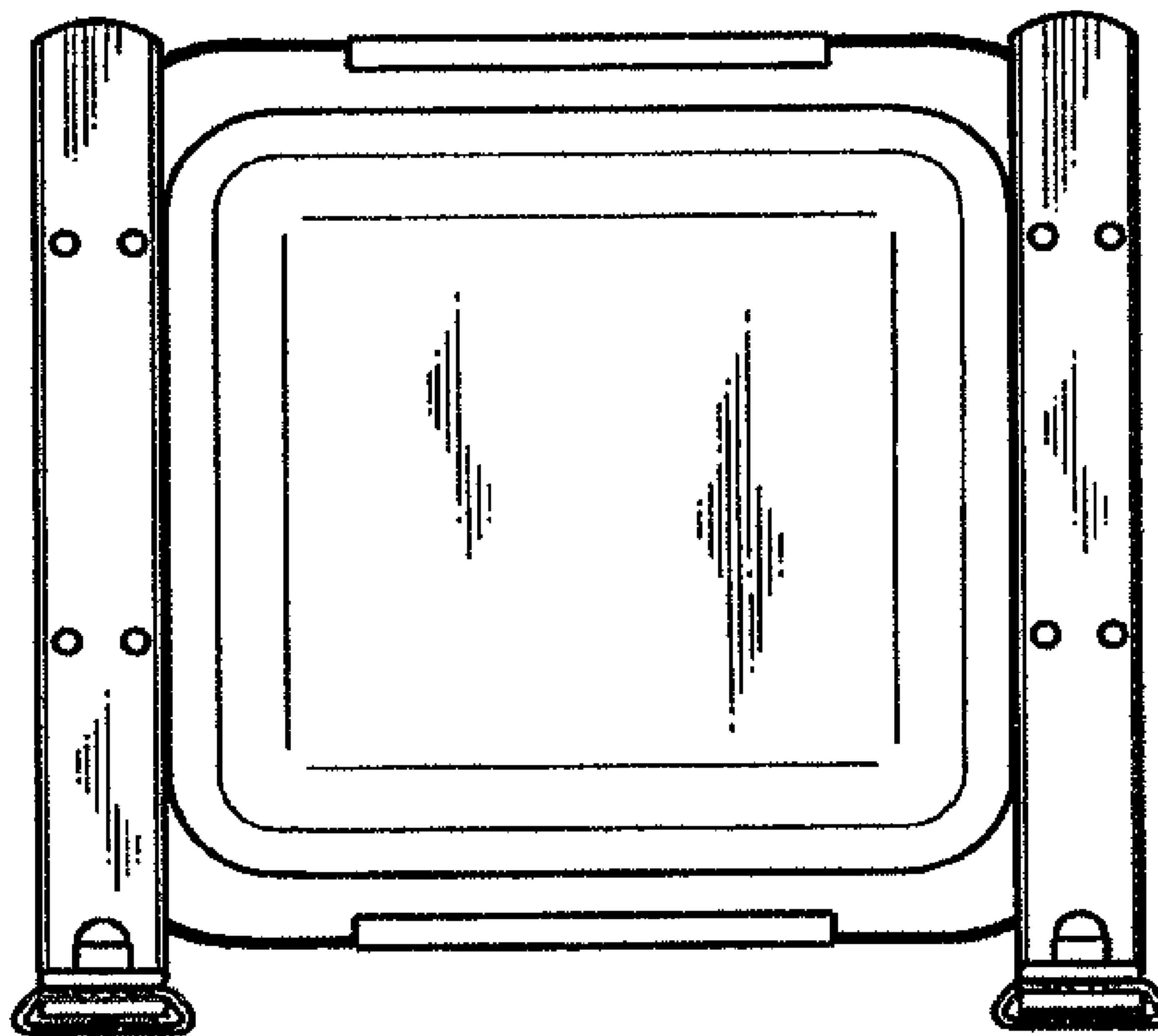


Fig. 5

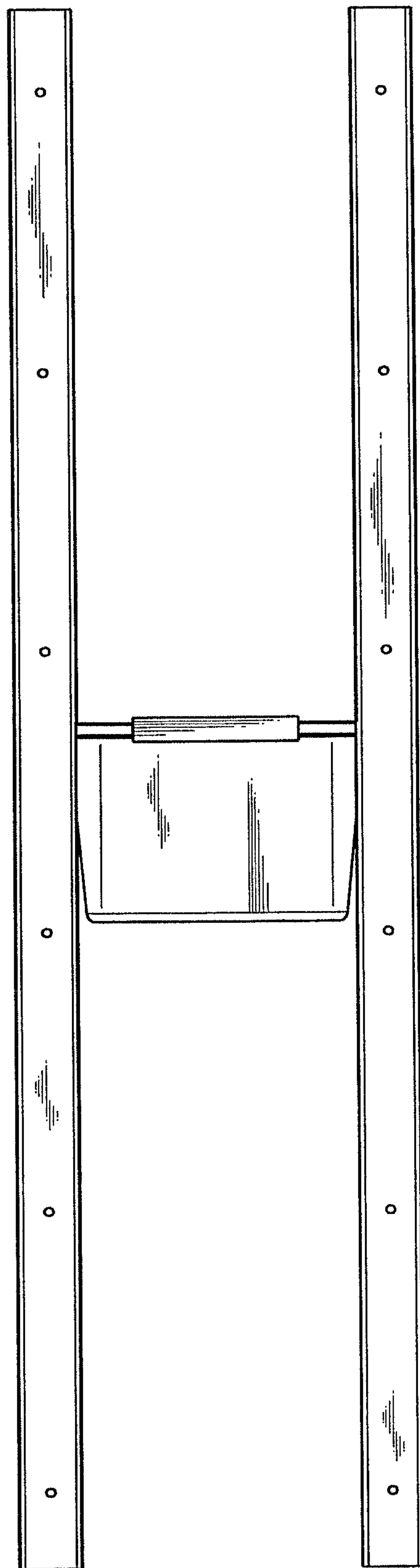


Fig. 6

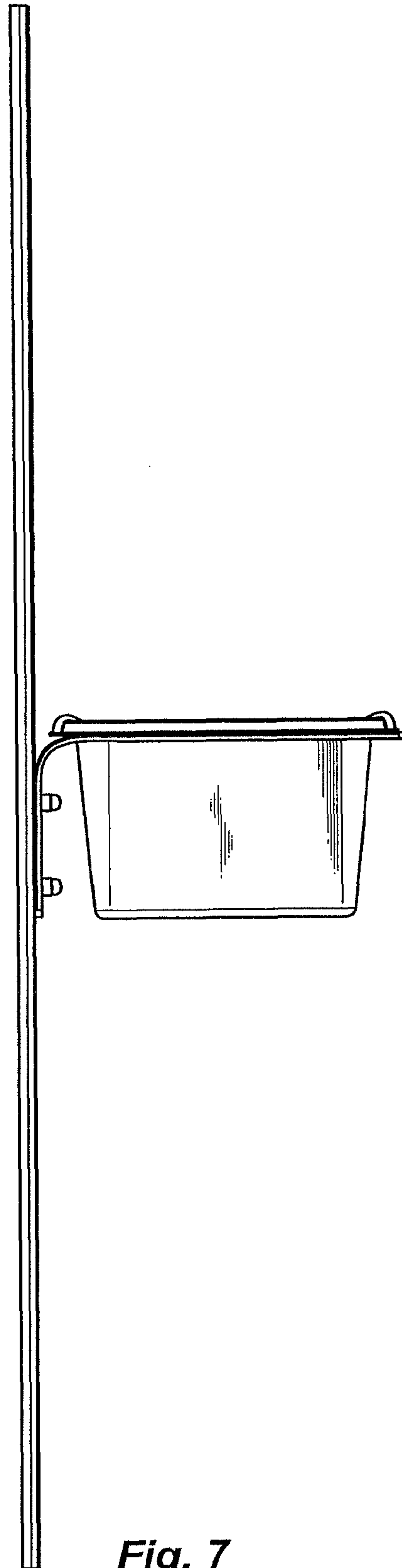


Fig. 7

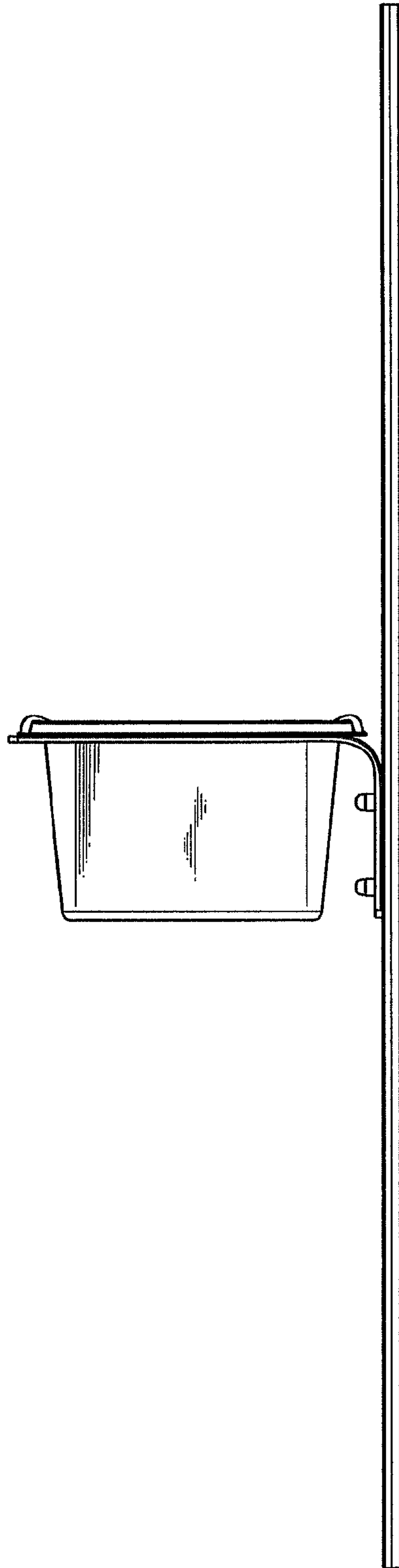


Fig. 8