



US00D655903S

(12) **United States Design Patent**  
**Kang et al.**

(10) **Patent No.:** **US D655,903 S**  
(45) **Date of Patent:** **\*\* Mar. 20, 2012**

(54) **CRAMPONS**

(75) Inventors: **Chang Sun Kang**, Vancouver (CA);  
**Young Sook Lee**, Gimpo-si (KR)

(73) Assignee: **Hillsound Equipment Inc.**, Vancouver  
BC (CA)

(\*\*) Term: **14 Years**

(21) Appl. No.: **29/355,651**

(22) Filed: **Feb. 11, 2010**

(51) **LOC (9) Cl.** ..... **02-99**

(52) **U.S. Cl.** ..... **D2/962; D2/946**

(58) **Field of Classification Search** ..... D2/946,  
D2/962; 36/7.6, 7.7, 59 R-59 D  
See application file for complete search history.

(56) **References Cited**

**U.S. PATENT DOCUMENTS**

1,408,730	A *	3/1922	Grein	.....	36/7.6
1,437,258	A *	11/1922	Miller	.....	36/62
1,607,450	A *	11/1926	Eubank	.....	36/62
2,532,485	A *	12/1950	Dowling	.....	36/59 R
2,538,182	A *	1/1951	Young	.....	36/7.6
D262,157	S *	12/1981	Kinchen et al.	.....	D2/962
4,525,939	A *	7/1985	McNeil et al.	.....	36/7.6
D299,285	S *	1/1989	Watson	.....	D2/962
D313,111	S *	12/1990	McKinstry	.....	D2/962

D376,255	S *	12/1996	Ehmann	.....	D2/962
5,909,945	A *	6/1999	Noy	.....	36/7.6
6,964,118	B2 *	11/2005	Parisotto et al.	.....	36/7.6
6,966,127	B2 *	11/2005	Petzl et al.	.....	36/7.6
7,428,788	B2 *	9/2008	Choi	.....	36/59 R
2003/0106243	A1 *	6/2003	Tucker	.....	36/62

\* cited by examiner

*Primary Examiner* — Dominic Simone

(74) *Attorney, Agent, or Firm* — Kirton McConkie; Evan R. Witt

(57) **CLAIM**

The ornamental design for crampons, as shown.

**DESCRIPTION**

FIG. 1 is a perspective view of crampons showing our new design.

FIG. 2 is a front view thereof.

FIG. 3 is a rear view thereof.

FIG. 4 is a left side view thereof.

FIG. 5 is a right side view thereof.

FIG. 6 is a top view thereof.

FIG. 7 is a bottom view thereof.

FIG. 8 is a perspective reference view of the crampon affixed to the bottom of a boot. The boot does not form part of the claimed design; and,

FIG. 9 is a perspective reference view of the crampon affixed to the boot of FIG. 8. The boot does not form part of the claimed design.

**1 Claim, 7 Drawing Sheets**

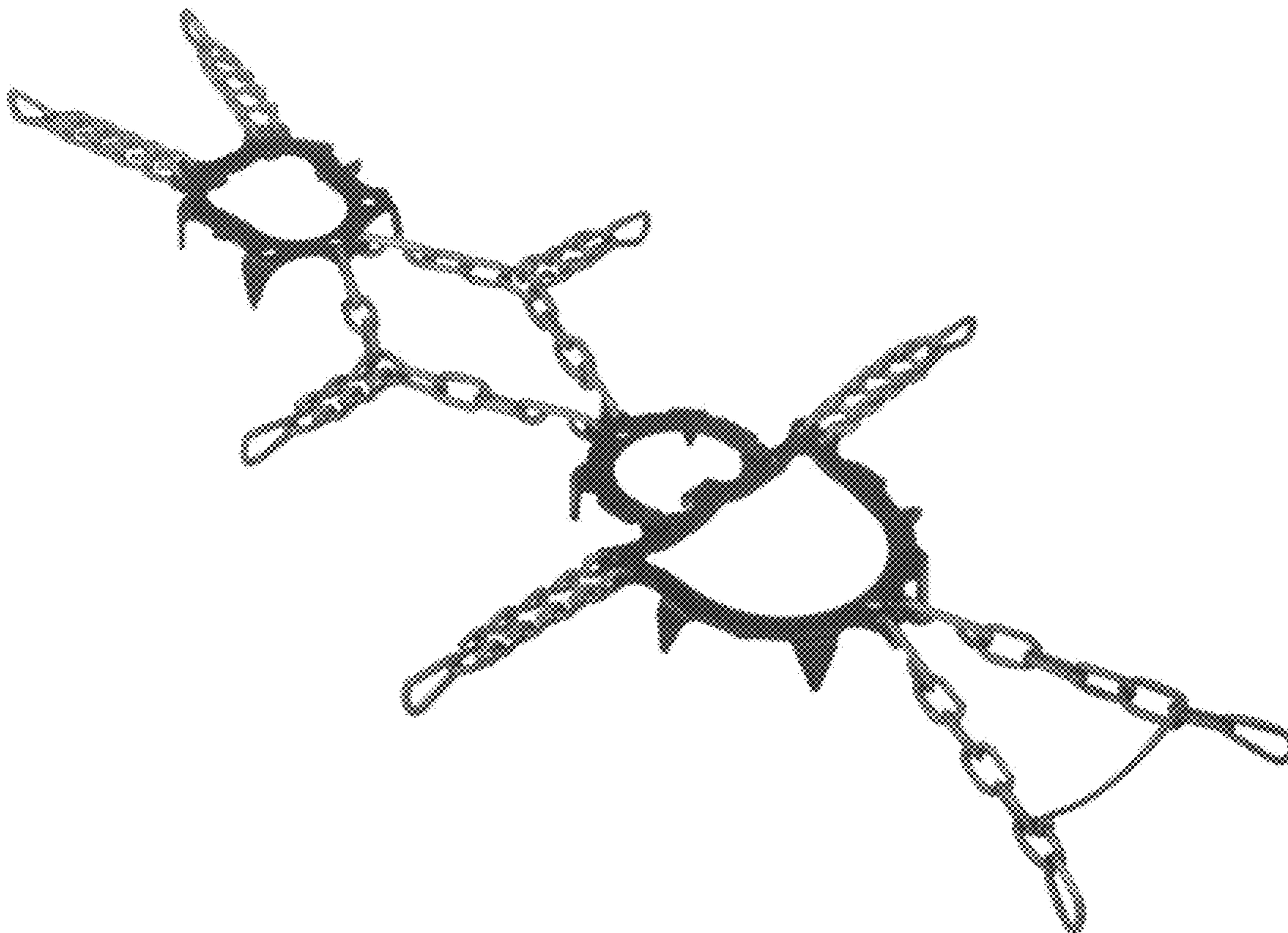




FIG. 1




FIG. 2




FIG. 3



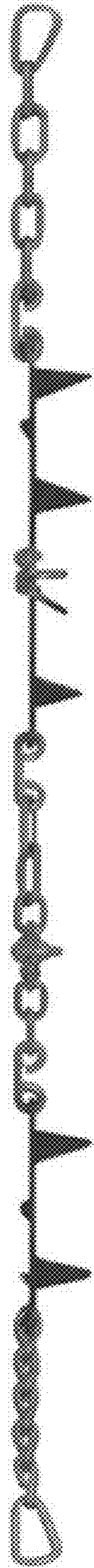


FIG. 4

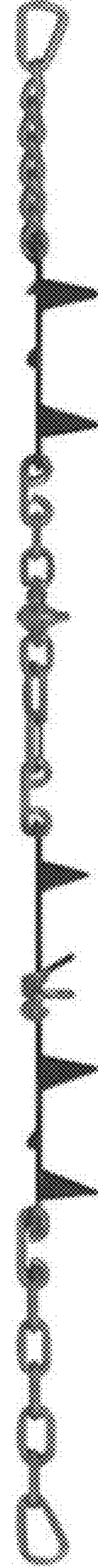


FIG. 5




FIG. 6

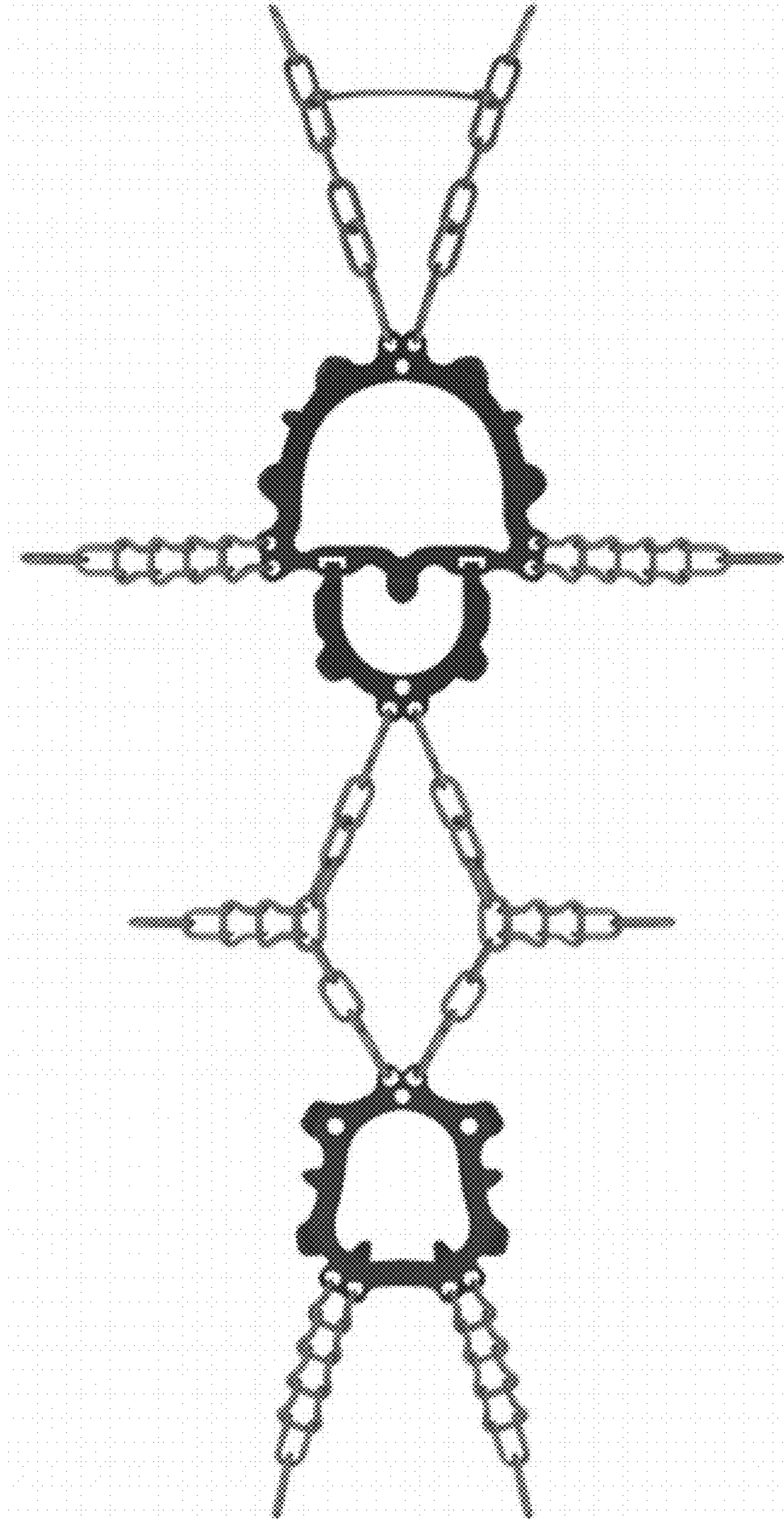


FIG. 7





FIG. 8





FIG. 9