



US00D655901S

(12) **United States Design Patent**
Raysse

(10) **Patent No.:** **US D655,901 S**
(45) **Date of Patent:** **** *Mar. 20, 2012**

(54) **SHOE OUTSOLE AND PERIPHERY**

(75) Inventor: **David Raysse**, Los Angeles, CA (US)

(73) Assignee: **Skechers U.S.A., Inc. II**, Manhattan Beach, CA (US)

(*) Notice: This patent is subject to a terminal disclaimer.

(**) Term: **14 Years**

(21) Appl. No.: **29/397,086**

(22) Filed: **Jul. 11, 2011**

(51) **LOC (9) Cl.** **02-04**

(52) **U.S. Cl.** **D2/954; D2/951; D2/955**

(58) **Field of Classification Search** D2/902,
D2/906, 908, 916, 918, 925, 946-962, 977;
36/3 B, 22 R, 24.5, 25 R, 28, 32 R, 34 R,
36/59 C, 67 A, 103

See application file for complete search history.

(56) **References Cited**

U.S. PATENT DOCUMENTS

D157,989 S	4/1950	Lussier	
D164,457 S	6/1950	Sprigg	
D164,456 S	9/1951	Sprigg	
2,852,865 A *	9/1958	Spalding	36/37
D201,952 S *	8/1965	Johns	D2/956
D235,701 S	7/1975	Famolare, Jr.	
D305,278 S	1/1990	Kiyosawa	
4,934,071 A	6/1990	Virgini	
D335,018 S	4/1993	Avar	
D335,952 S	6/1993	Forland et al.	
D337,871 S	8/1993	Teague	
5,429,588 A *	7/1995	Young et al.	602/27
D389,991 S	2/1998	Elliott	
D415,610 S	10/1999	Cahill	
D431,896 S *	10/2000	Belfanti	D2/961
D454,679 S *	3/2002	Del Biondi	D2/952
D465,079 S	11/2002	Merceron	
D470,999 S *	3/2003	Schroeder et al.	D2/957
D473,047 S	4/2003	Wilson	
D475,514 S *	6/2003	Burg et al.	D2/960
D496,777 S	10/2004	Ringholz et al.	

D504,758 S	5/2005	Sonnergren	
D515,305 S	2/2006	Andrews-Kramer	
D515,306 S	2/2006	Andrews-Kramer	
D533,708 S	12/2006	Earle	
D541,510 S	5/2007	McClaskie	
D547,036 S	7/2007	Schoenborn et al.	
D550,438 S	9/2007	Ades	
D574,604 S	8/2008	McMillan	
D578,745 S	10/2008	Kaufman	
D592,389 S	5/2009	St-Louis et al.	
D606,292 S	12/2009	Ong	
D622,043 S *	8/2010	Hauglin	D2/957
D623,835 S	9/2010	Tzenos	
D626,320 S *	11/2010	Anderson	D2/957
D627,545 S	11/2010	Raysse	
D630,420 S *	1/2011	Truelsen	D2/951
D634,108 S	3/2011	Tzenos	
2005/0132607 A1 *	6/2005	Dojan et al.	36/29
2005/0132608 A1 *	6/2005	Dojan et al.	36/29
2005/0241180 A1 *	11/2005	Squadroni	36/3 B
2008/0010860 A1 *	1/2008	Gyr	36/89
2008/0201984 A1 *	8/2008	Dojan et al.	36/29
2011/0016749 A1 *	1/2011	Callahan et al.	36/103

* cited by examiner

Primary Examiner — T. Chase Nelson

(74) *Attorney, Agent, or Firm* — Marshall A. Lerner, Esq.;
Marvin H. Kleinberg, Esq.; Kleinberg & Lerner, LLP

(57) **CLAIM**

The ornamental design for a shoe outsole and periphery, as shown and described.

DESCRIPTION

FIG. 1 is a perspective view of a shoe outsole and periphery in accordance with my new design.
FIG. 2 is a bottom plan view thereof;
FIG. 3 is a left side view thereof;
FIG. 4 is a right side view thereof;
FIG. 5 is a rear elevation view thereof;
FIG. 6 is a front elevation view thereof; and,
FIG. 7 is a top plan view thereof.
Broken lines showing the remainder of the shoe in the figures are for illustrative purposes only and form no part of the claimed invention.

1 Claim, 6 Drawing Sheets

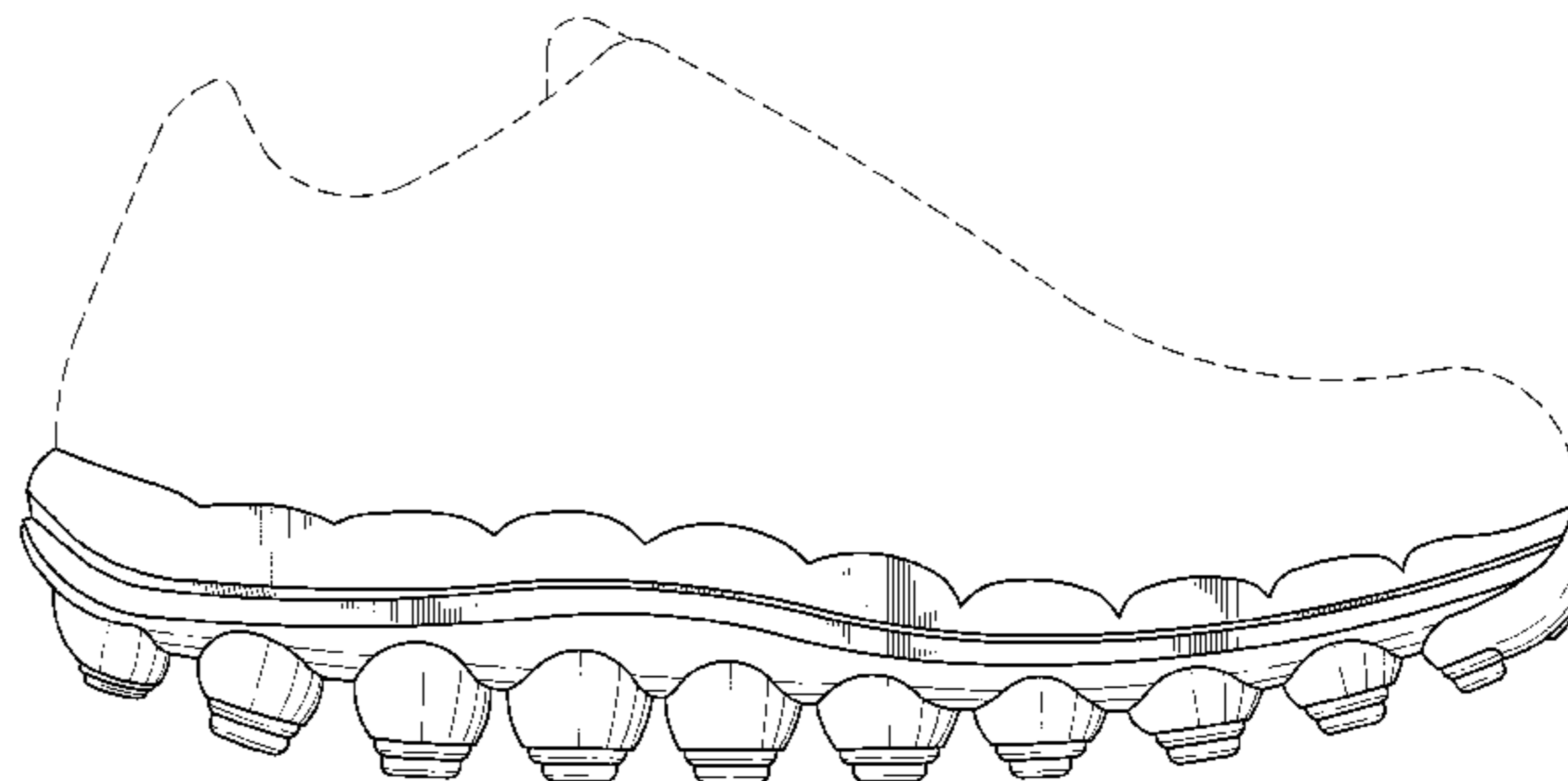
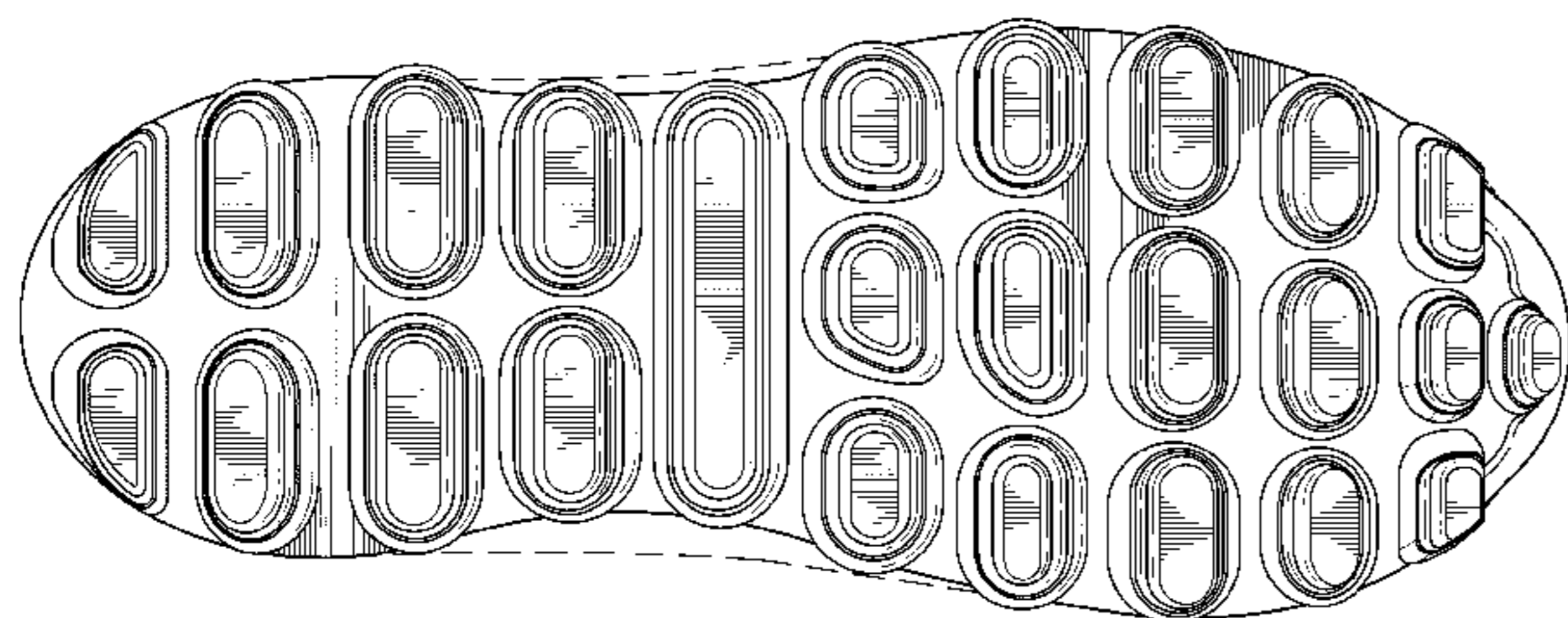
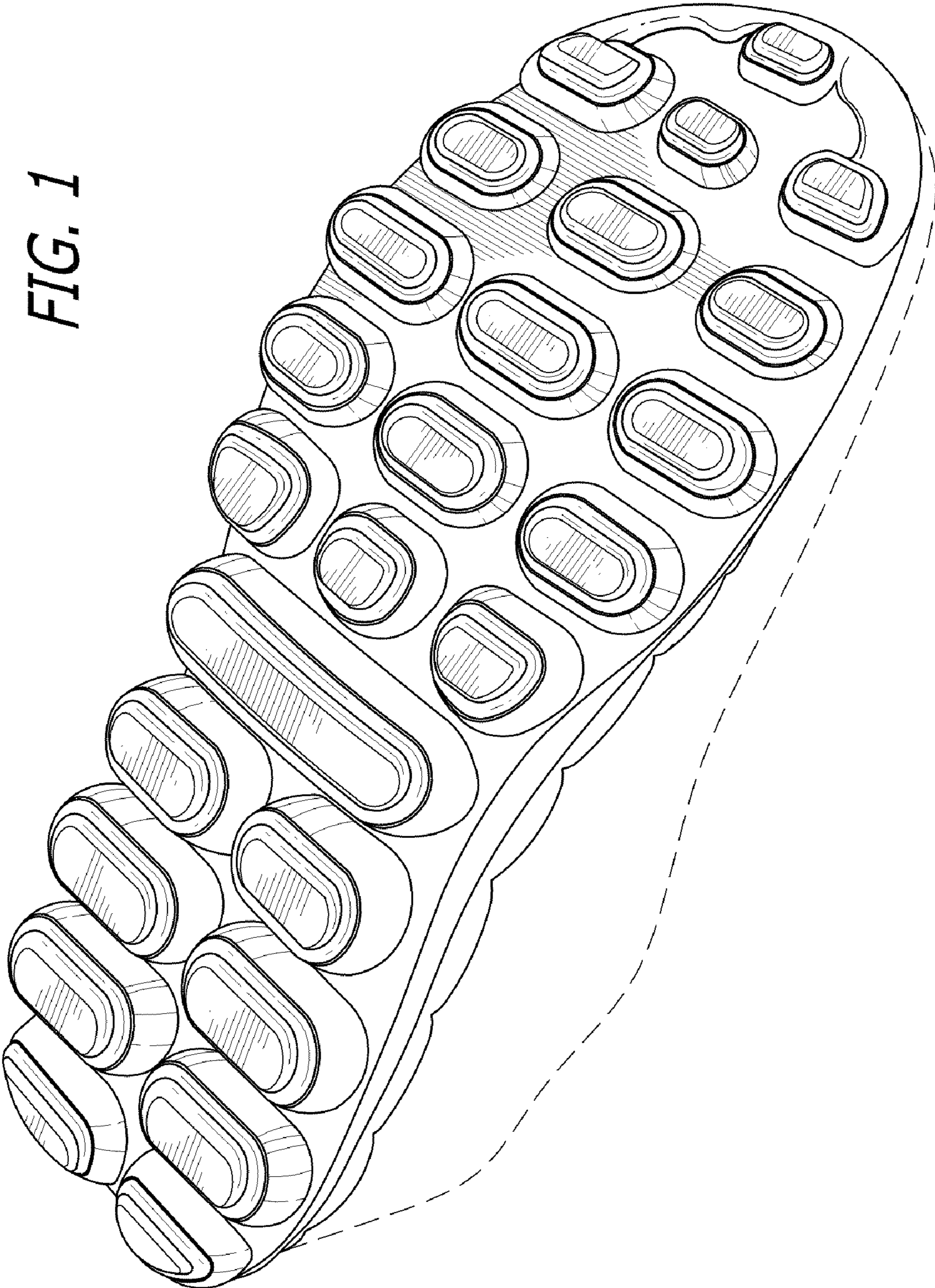


FIG. 1



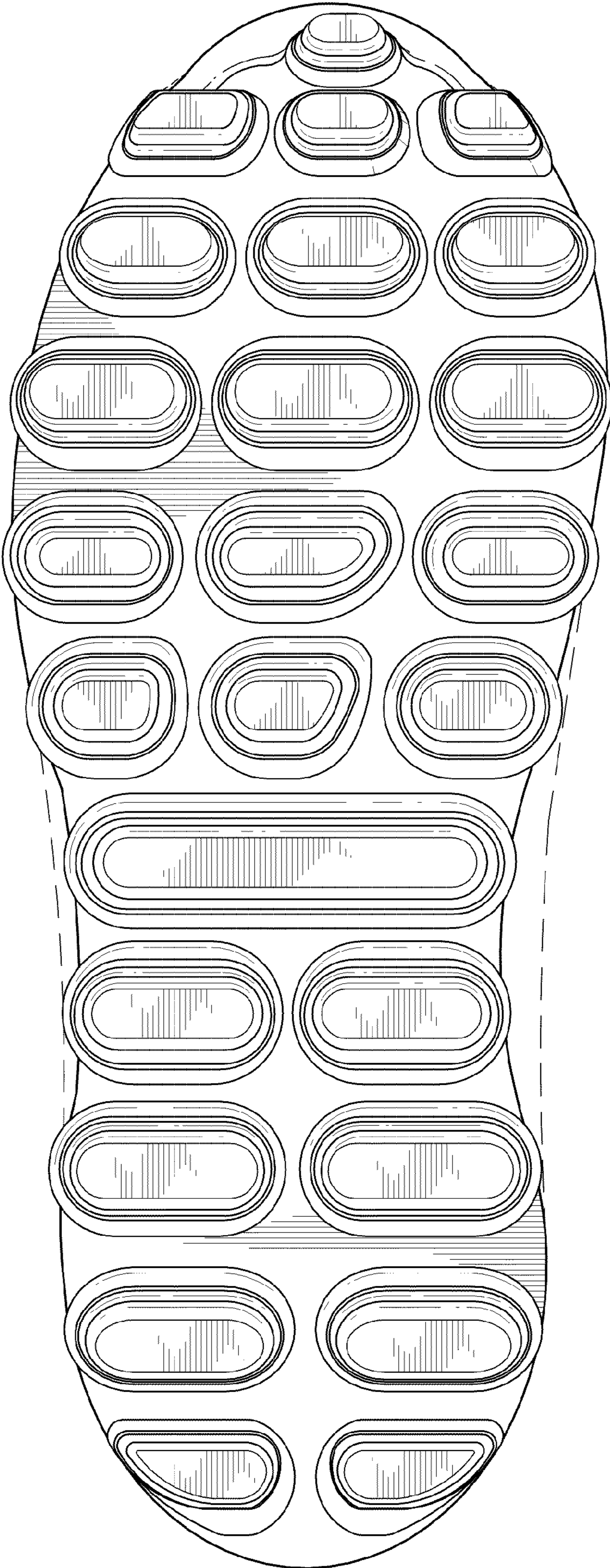
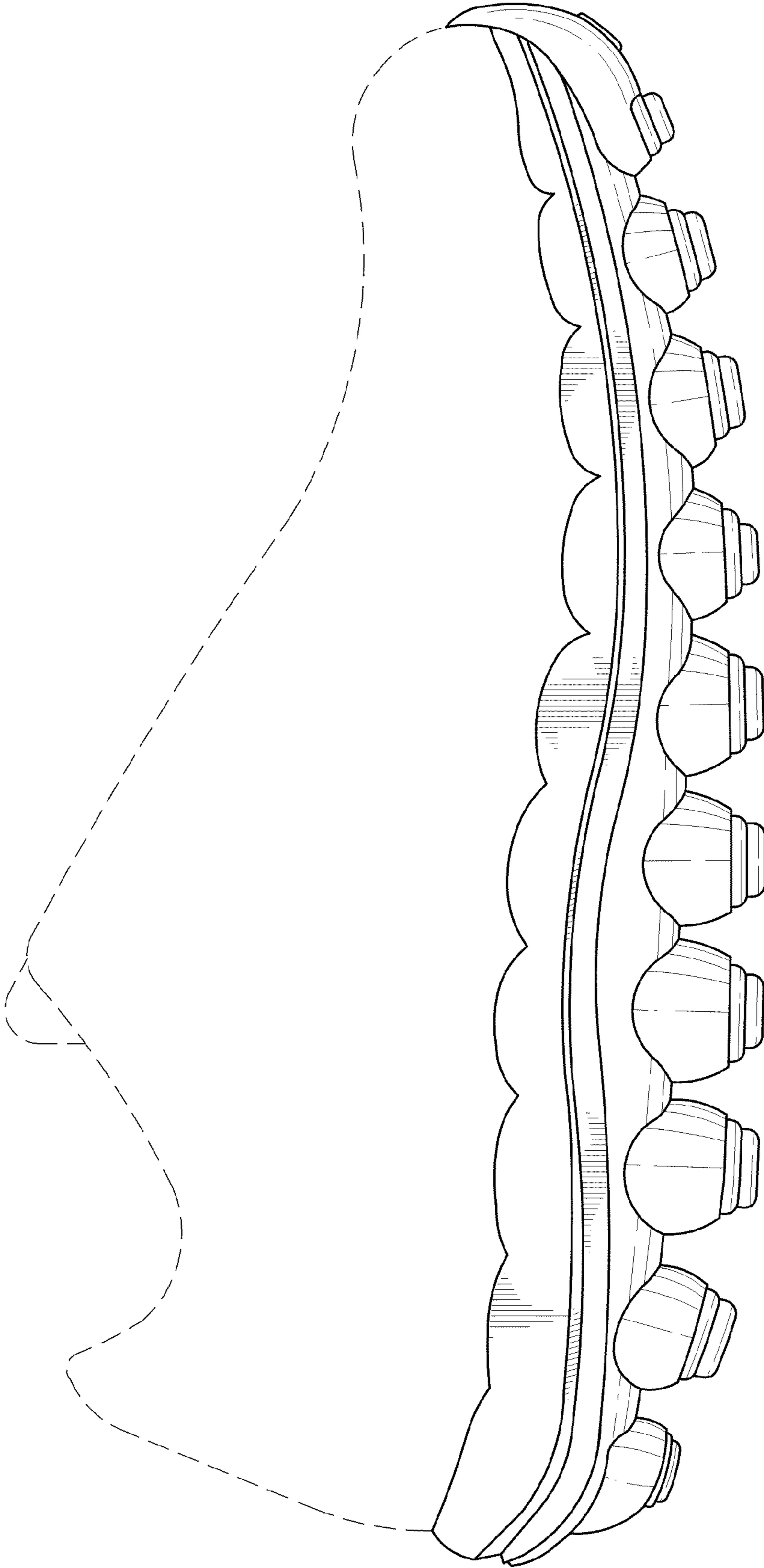


FIG. 2

FIG. 3



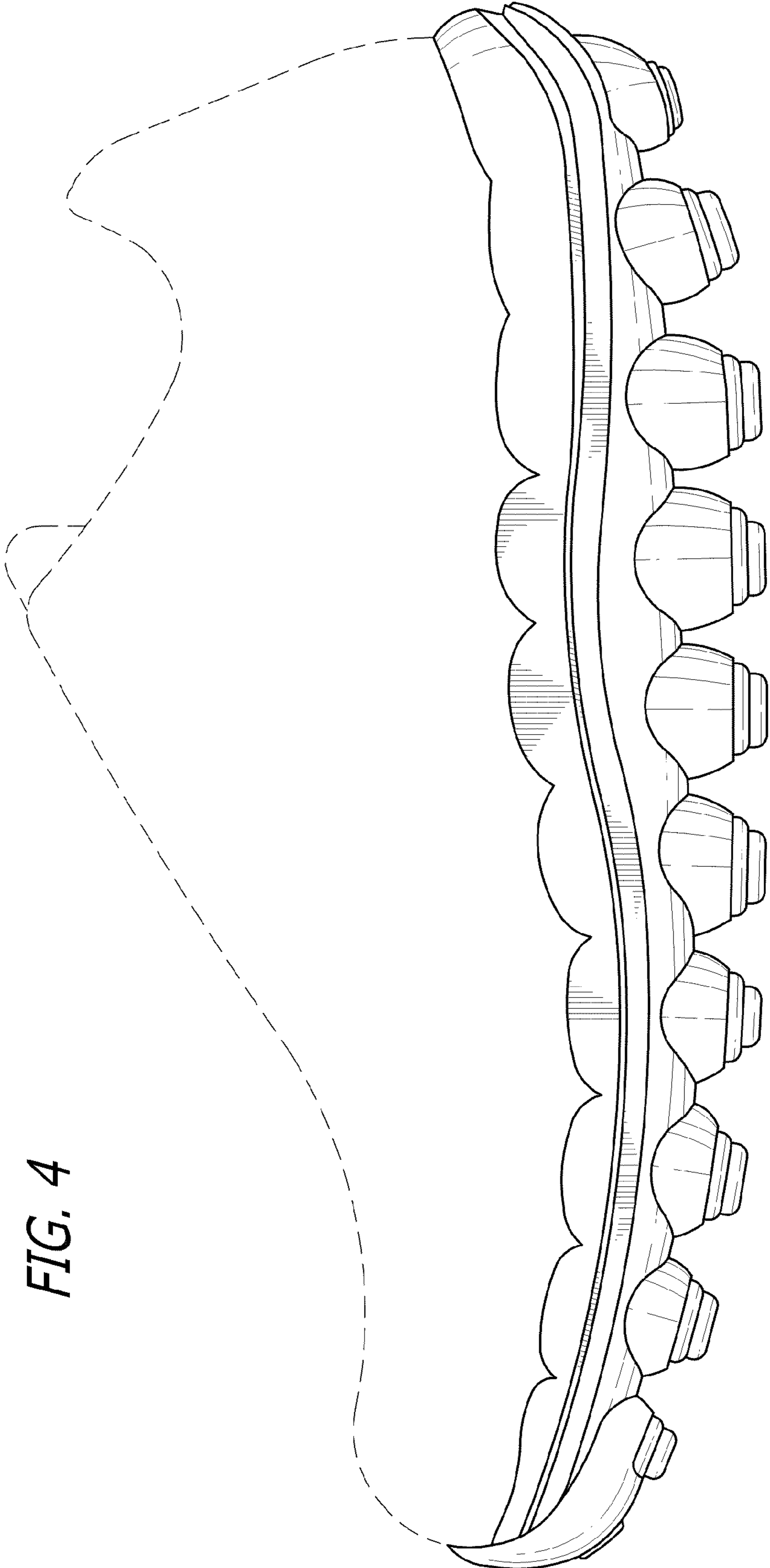


FIG. 4

FIG. 6

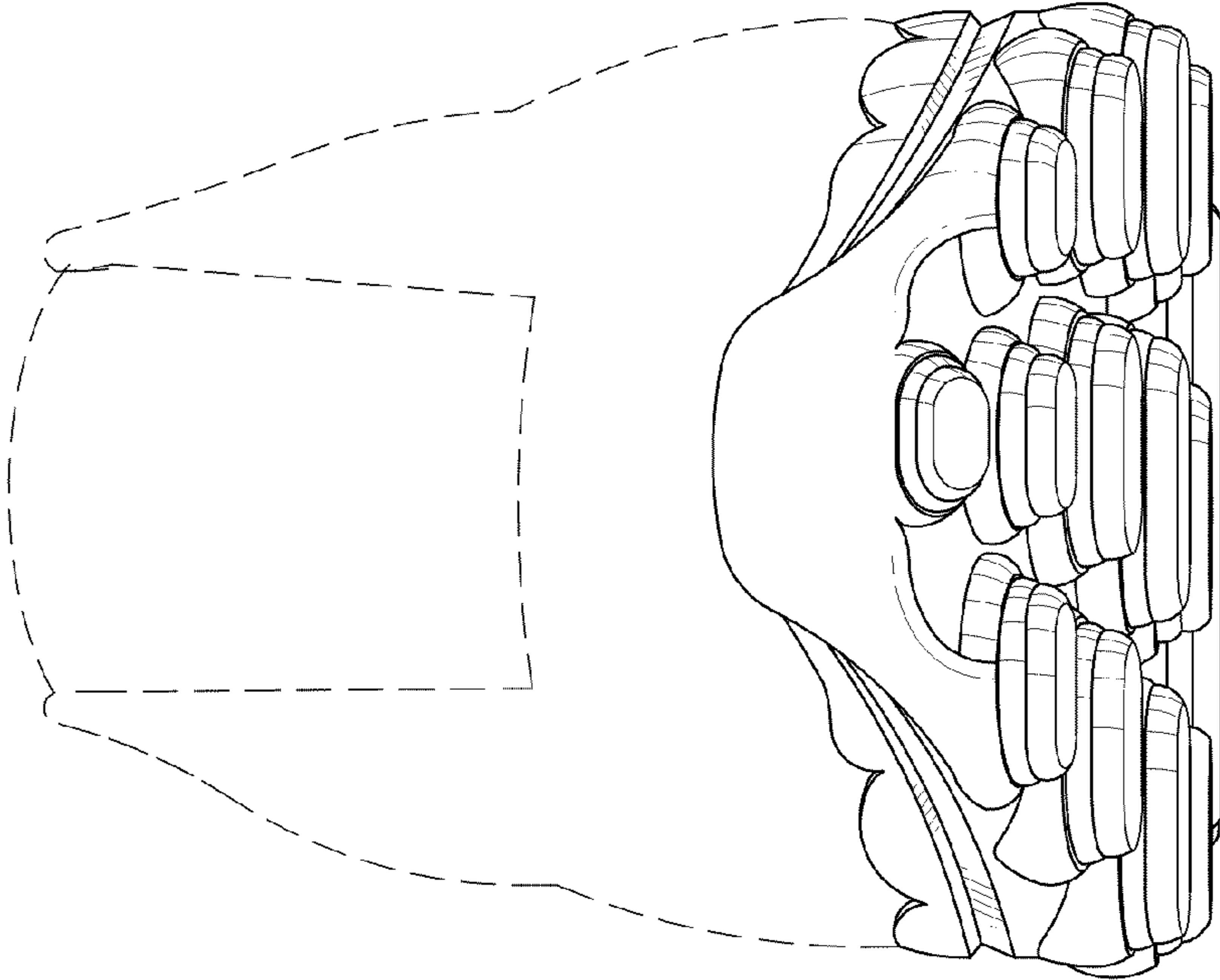
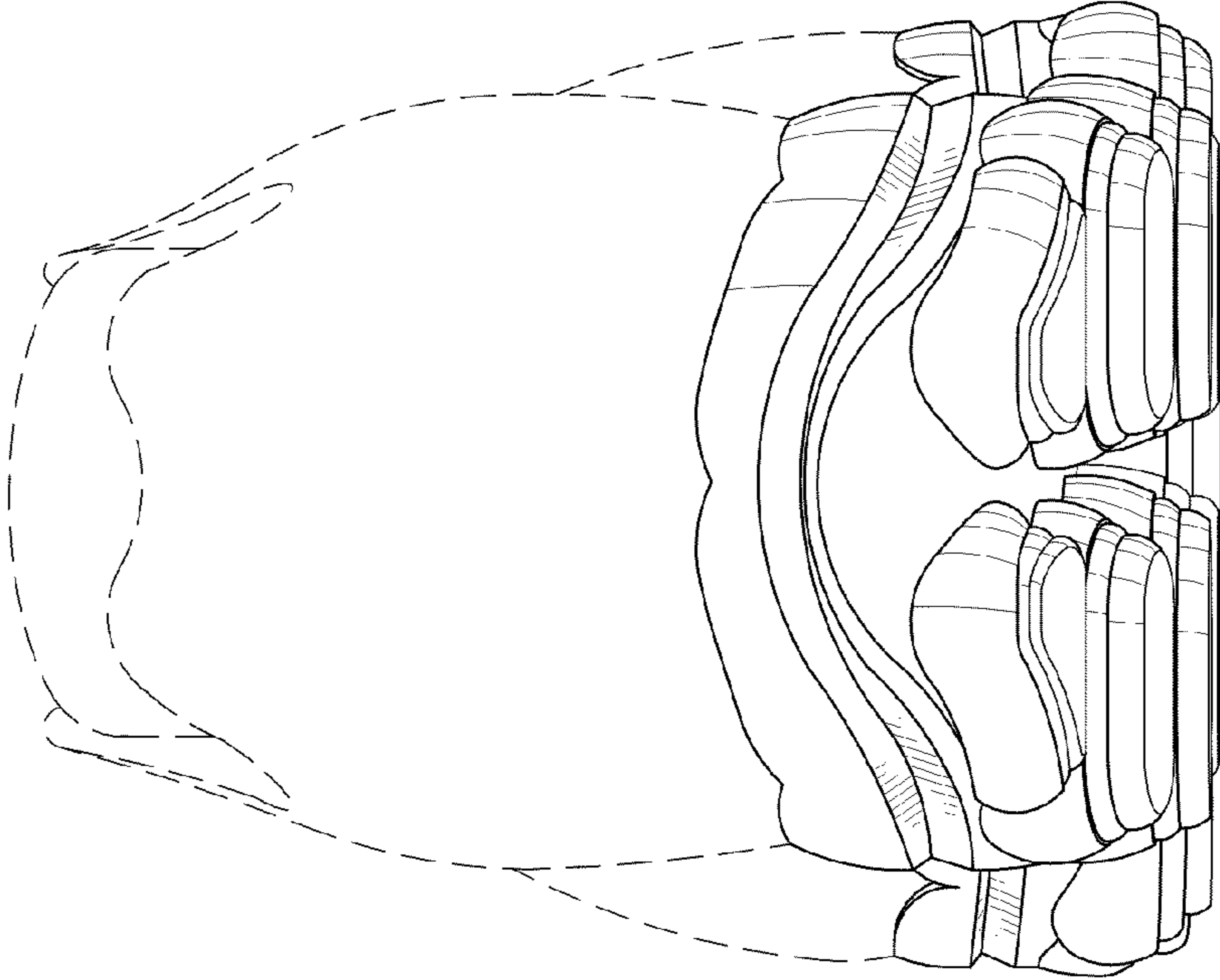


FIG. 5



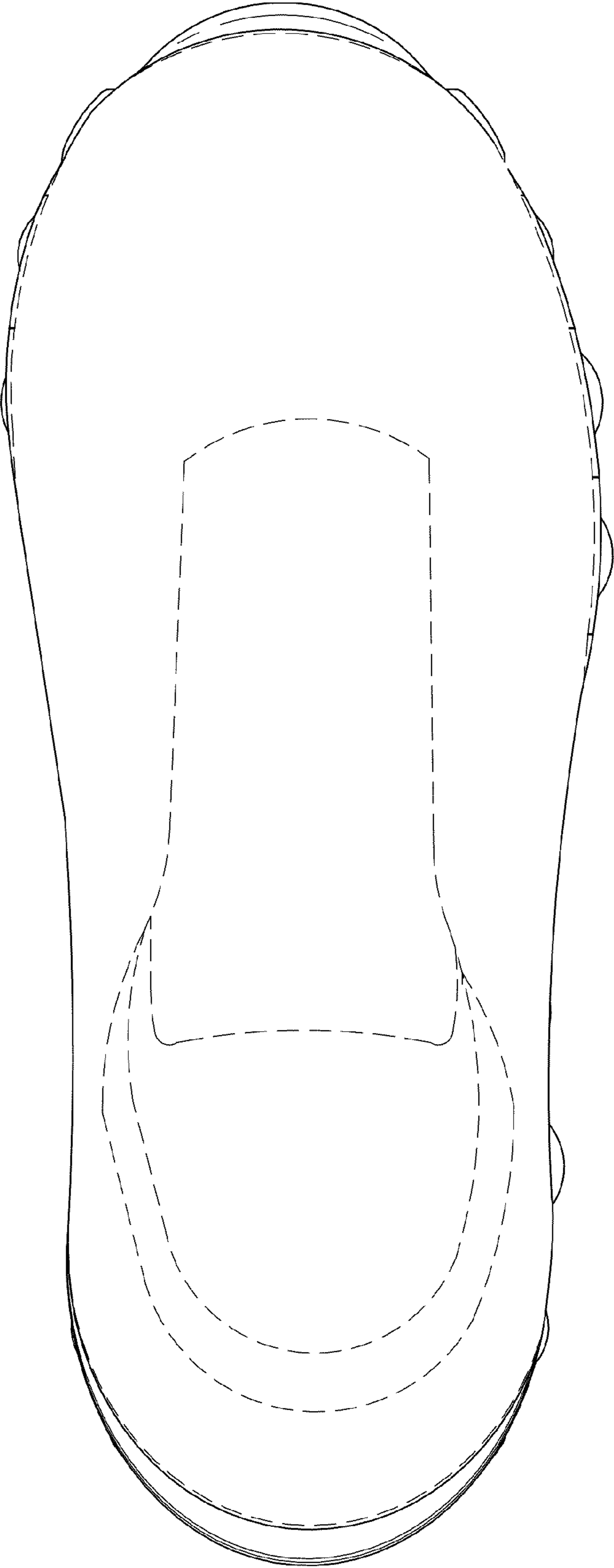


FIG. 7