



US00D655890S

(12) **United States Design Patent**
Thompson et al.

(10) **Patent No.:** **US D655,890 S**
(45) **Date of Patent:** **** *Mar. 20, 2012**

(54) **GLOVE**

(75) Inventors: **Eric Thompson**, Central, SC (US);
Gerardo Rodriguez Garay, Juarez
(MX); **Hafsah Binti Mohd. Ghazaly**,
Petaling Jaya (MY); **Norman W. Keane**,
Sungai Buloh (MY)

(73) Assignee: **Ansell Healthcare Products LLC**, Red
Bank, NJ (US)

(*) Notice: This patent is subject to a terminal dis-
claimer.

(**) Term: **14 Years**

(21) Appl. No.: **29/359,582**

(22) Filed: **Apr. 13, 2010**

Related U.S. Application Data

(63) Continuation-in-part of application No. 29/351,074,
filed on Nov. 30, 2009, now Pat. No. Des. 620,680, and
a continuation-in-part of application No. 29/351,071,
filed on Nov. 30, 2009, now abandoned.

(51) **LOC (9) Cl.** **02-06**

(52) **U.S. Cl.** **D2/617**

(58) **Field of Classification Search** D2/610,
D2/612, 614-623; D29/113, 116.2, 117.1-119,
D29/120.1, 123; 2/16, 159, 161.1-161.8,
2/162, 198, 170, 455, 908, 917; D24/190;
D28/63; D32/40, 42, 43, 41; D21/807; D3/215,
D3/224, 226, 218; 224/219, 222, 267, 237;
40/586, 633; 15/104.94, 107, 227; D4/134;
D20/33

See application file for complete search history.

(56) **References Cited**

U.S. PATENT DOCUMENTS

D168,726 S 2/1953 Aunspaugh
(Continued)

FOREIGN PATENT DOCUMENTS

JP 57-106753 7/1982
(Continued)

OTHER PUBLICATIONS

“Notice of Allowance mailed Mar. 29, 2010”, for U.S. Appl. No.
29/351,074, filed Nov. 30, 2009, 13 pgs.

(Continued)

Primary Examiner — Randall H Gholson

(74) *Attorney, Agent, or Firm* — Moser Taboada

(57) **CLAIM**

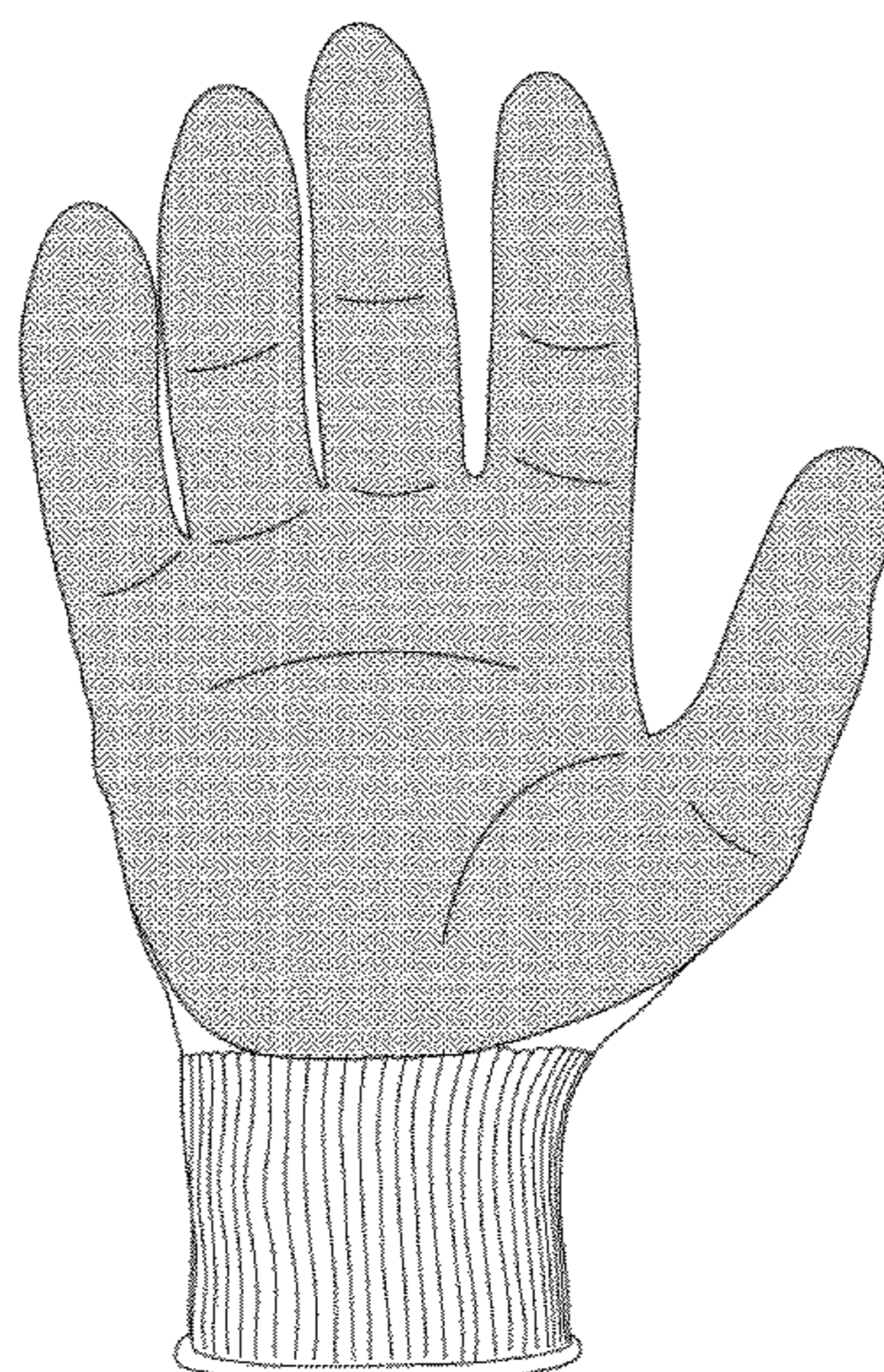
The ornamental design for a glove, substantially as shown and
described.

DESCRIPTION

FIG. 1 is a front view of a glove embodying the new design;
FIG. 2 is a back view of a glove embodying the new design;
FIG. 3 is a right view of a glove embodying the new design;
FIG. 4 is a left view of a glove embodying the new design;
FIG. 5 is a top view of a glove embodying the new design;
FIG. 6 is a bottom view of a glove embodying the new design;
FIG. 7 is a front view of a glove embodying the new design;
FIG. 8 is a back view of a glove embodying the new design;
FIG. 9 is a right view of a glove embodying the new design;
FIG. 10 is a left view of a glove embodying the new design;
FIG. 11 is a top view of a glove embodying the new design;
and,
FIG. 12 is a bottom view of a glove embodying the new
design.

The portion of the glove shown in gray shading represents a
metallic-looking coating on the palm portion of the knit
glove. The bold broken double lines illustrate regions of the
knit glove where the stitches are larger than the surrounding.
The thin broken line illustrates the transition between the
metallic-looking coating and the underlying knit glove and
forms no part of the claimed design.

1 Claim, 10 Drawing Sheets



US D655,890 S

Page 2

U.S. PATENT DOCUMENTS

5,187,815 A 2/1993 Stern et al.
5,231,700 A 8/1993 Cutshall
5,239,846 A 8/1993 Kitaura et al.
5,284,032 A 2/1994 Shima
5,511,394 A 4/1996 Shima
5,547,733 A 8/1996 Rock et al.
5,564,127 A 10/1996 Manne
5,965,223 A 10/1999 Andrews et al.
6,044,493 A 4/2000 Post
6,155,084 A 12/2000 Andrews et al.
6,182,477 B1 2/2001 Shibata et al.
6,550,285 B2 4/2003 Nishitani
6,581,366 B1 6/2003 Andrews
6,766,635 B2 7/2004 Andrews
6,782,720 B2 8/2004 Vero et al.
6,782,721 B1 8/2004 Vero et al.
6,790,122 B2 9/2004 Mitchell et al.
6,823,699 B1 11/2004 Vero et al.
6,904,614 B2 6/2005 Yamazaki et al.
6,945,080 B2 9/2005 Maeda et al.
6,962,064 B1 11/2005 Hardee et al.
6,962,864 B1 11/2005 Jeng et al.
D522,698 S 6/2006 Yamamoto
D522,716 S 6/2006 Kishihara et al.
7,089,600 B2 8/2006 Morita
D530,058 S 10/2006 Kishihara et al.

D540,991 S 4/2007 Kishihara et al.
7,213,419 B2 5/2007 Hardee et al.
7,246,509 B2 7/2007 Hardee et al.
D555,876 S 11/2007 Kishihara et al.
D566,377 S 4/2008 Kishihara et al.
D569,579 S 5/2008 Kishihara et al.
7,434,422 B2 10/2008 Thompson et al.
D584,859 S 1/2009 Kishihara et al.
D608,076 S 1/2010 Thompson et al.
2004/0055070 A1 3/2004 Maeda et al.
2006/0143767 A1 7/2006 Yang et al.

FOREIGN PATENT DOCUMENTS

JP 11-200123 7/1999
JP 2002-201515 7/2002
JP 2005-038116 2/2005
WO WO-00/67600 11/2000

OTHER PUBLICATIONS

Non-Final Office Action in U.S. Appl. No. 29/335,139 mailed Sep. 4, 2009, 7 pgs.
Non-Final Office Action mailed Dec. 31, 2009, U.S. Appl. No. 12/430,048 Dec. 31, 2009, 8 pgs.
U.S. Appl. No. 29/335,138, filed Apr. 9, 2009.
U.S. Appl. No. 29/335,139, filed Apr. 9, 2009.
U.S. Appl. No. 29/344,636, filed Oct. 1, 2009.

FIG. 1

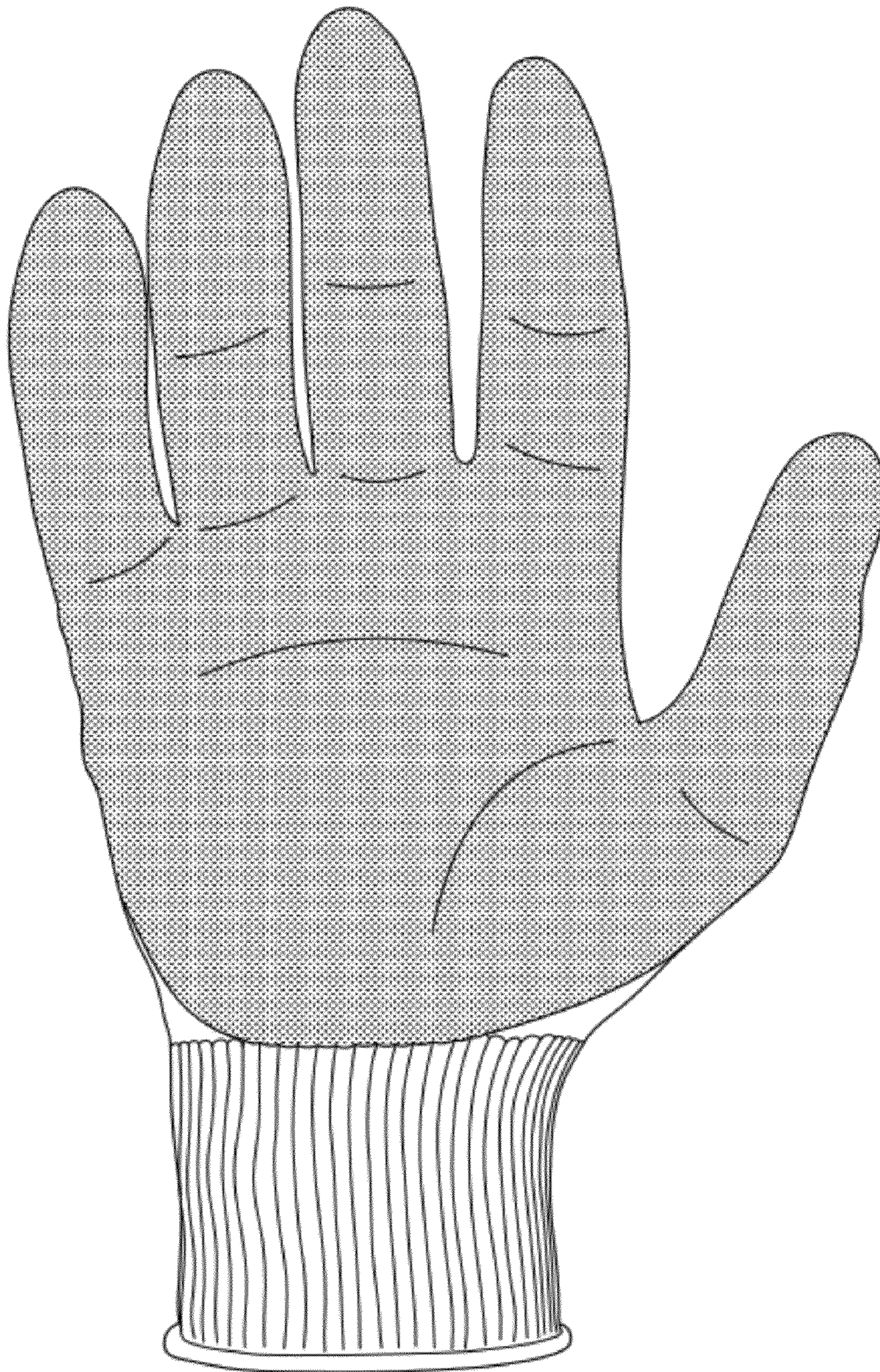


FIG. 2

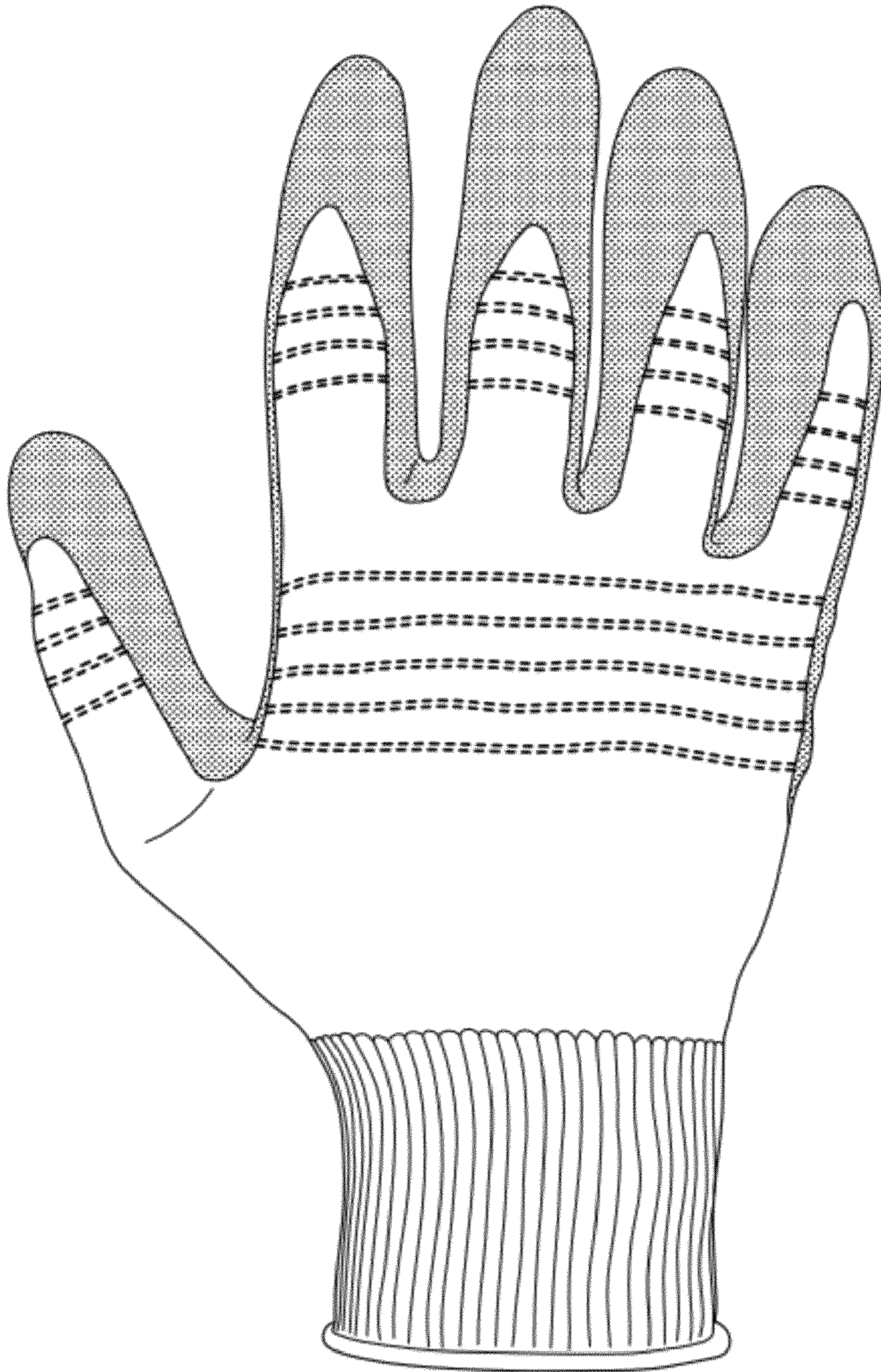


FIG. 3

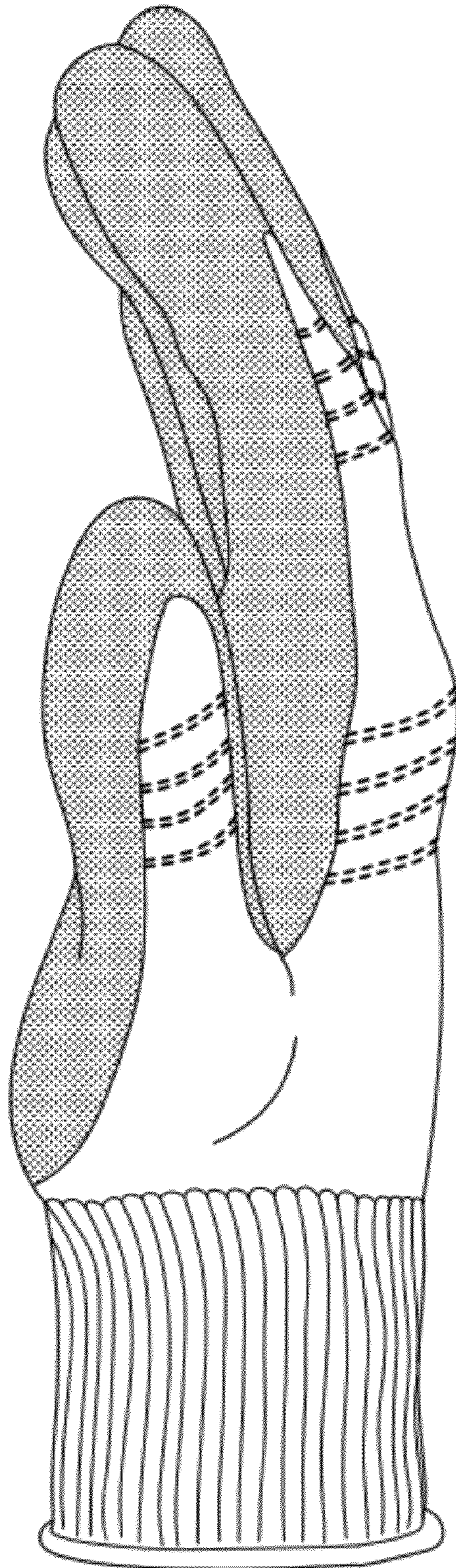


FIG. 4

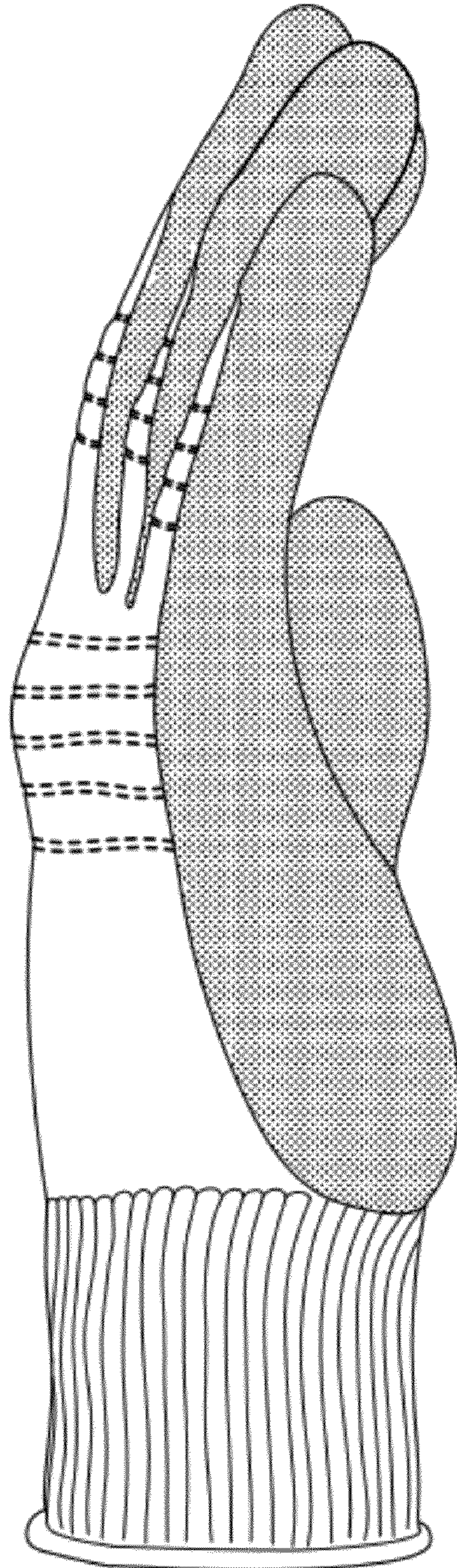


FIG. 5

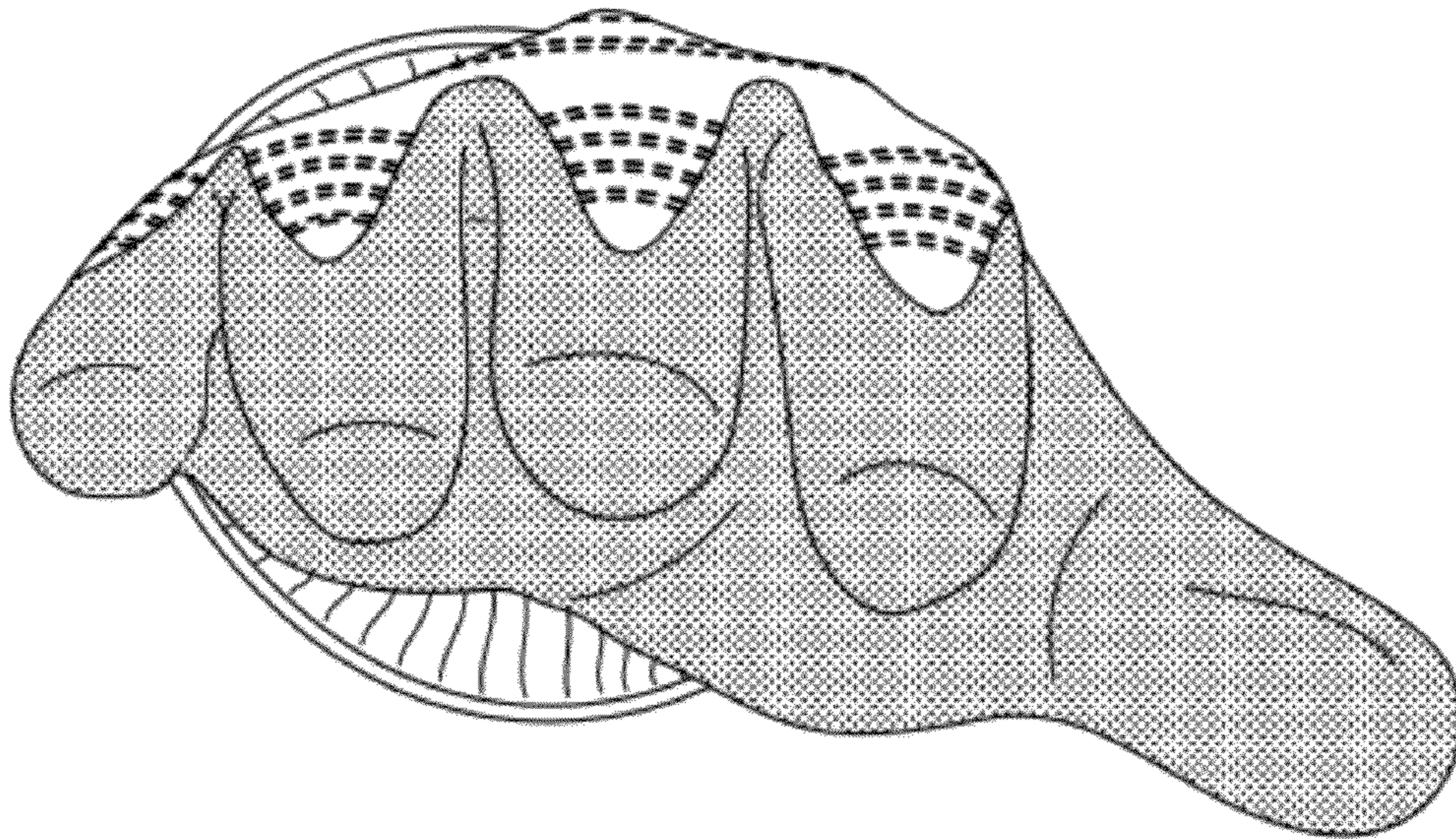


FIG. 6

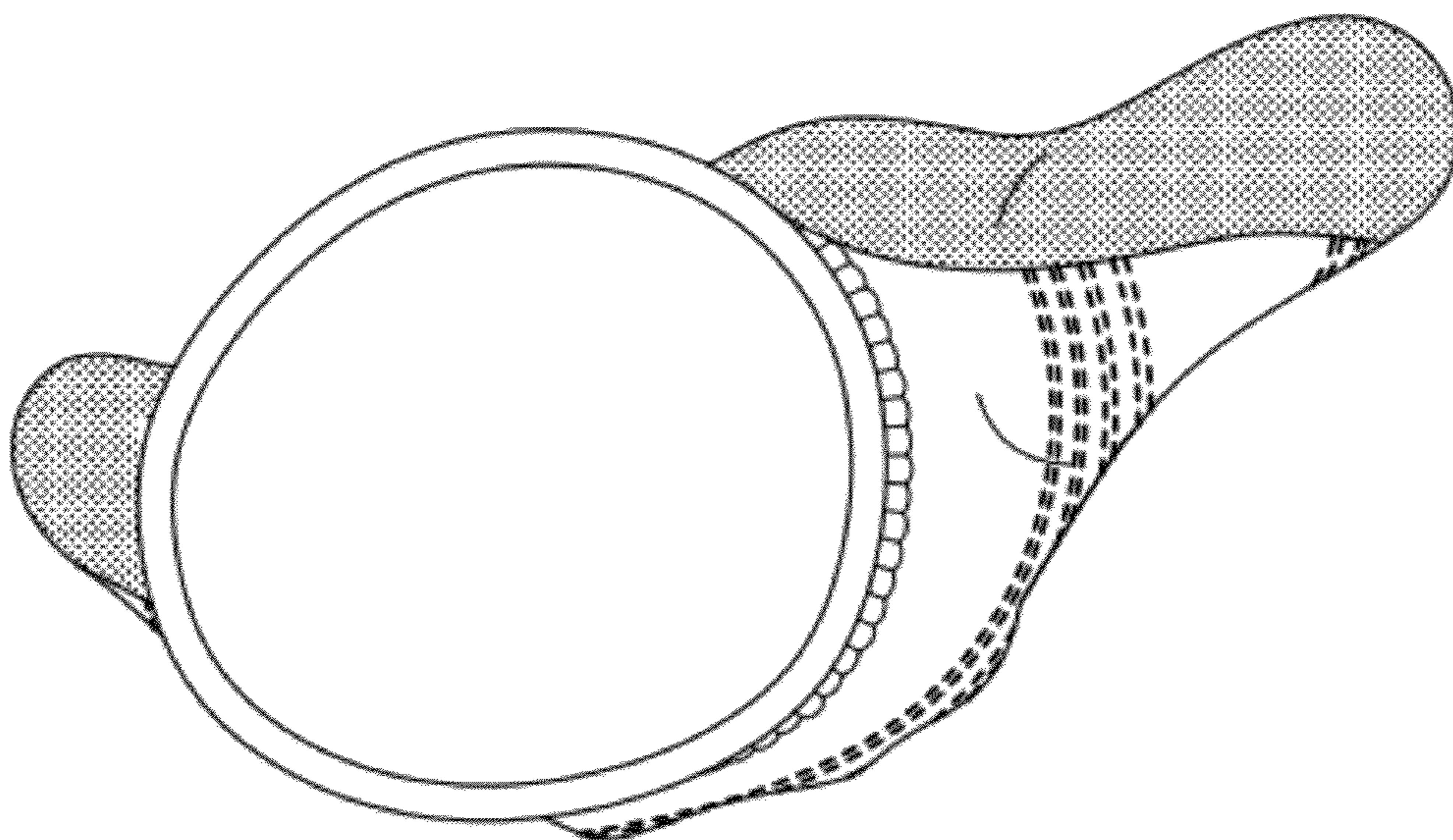


FIG. 7

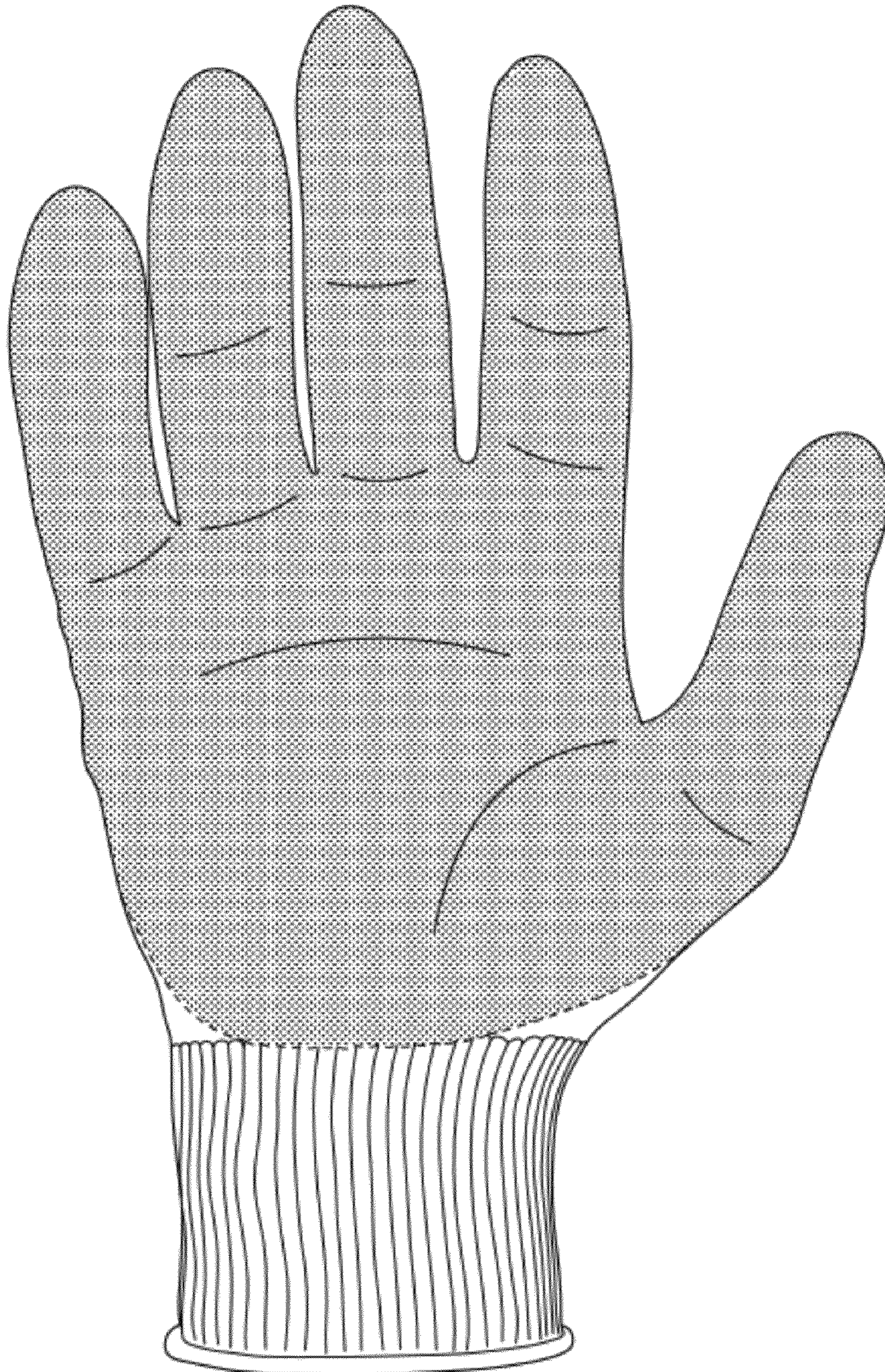


FIG. 8

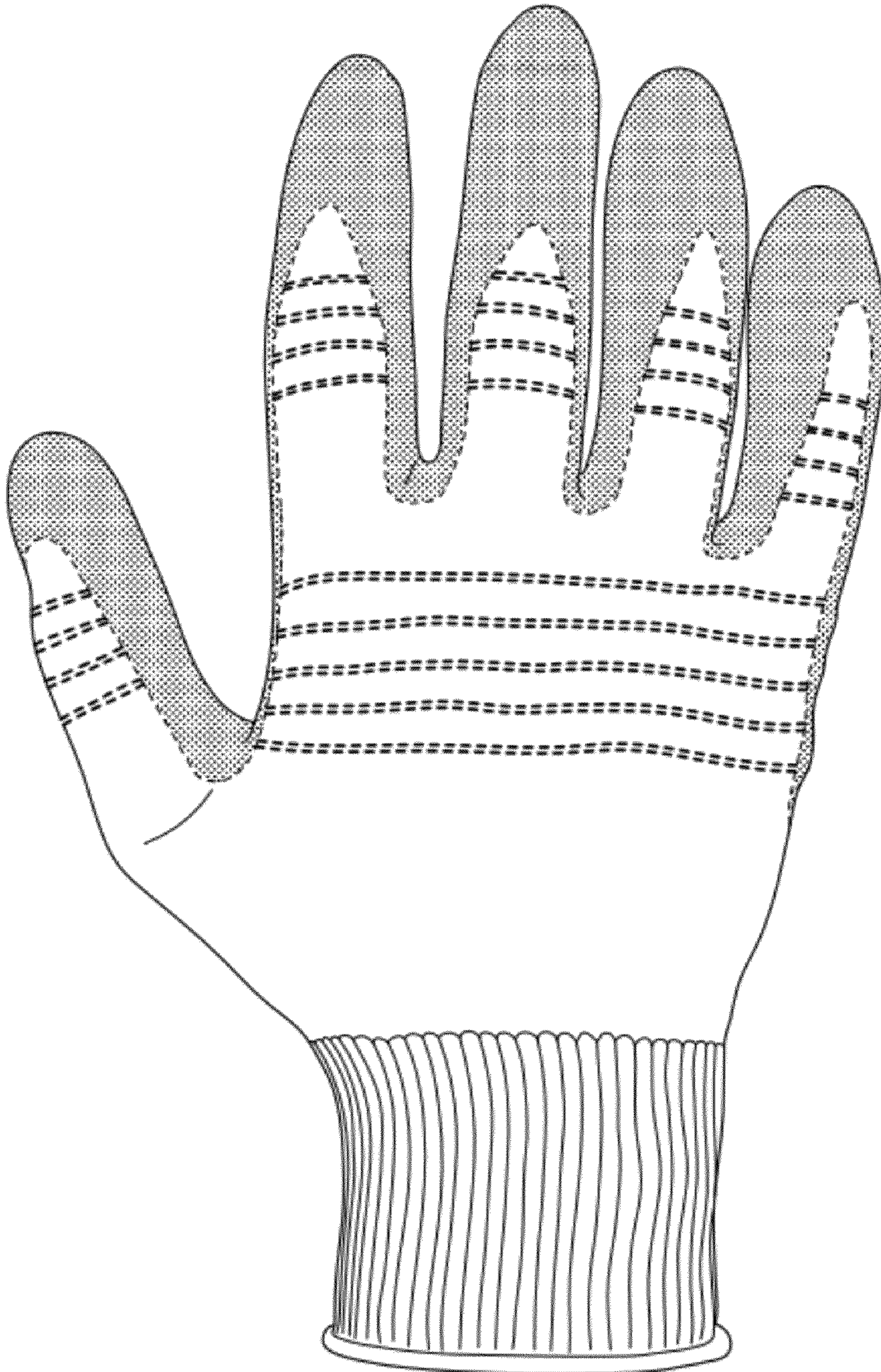


FIG. 9

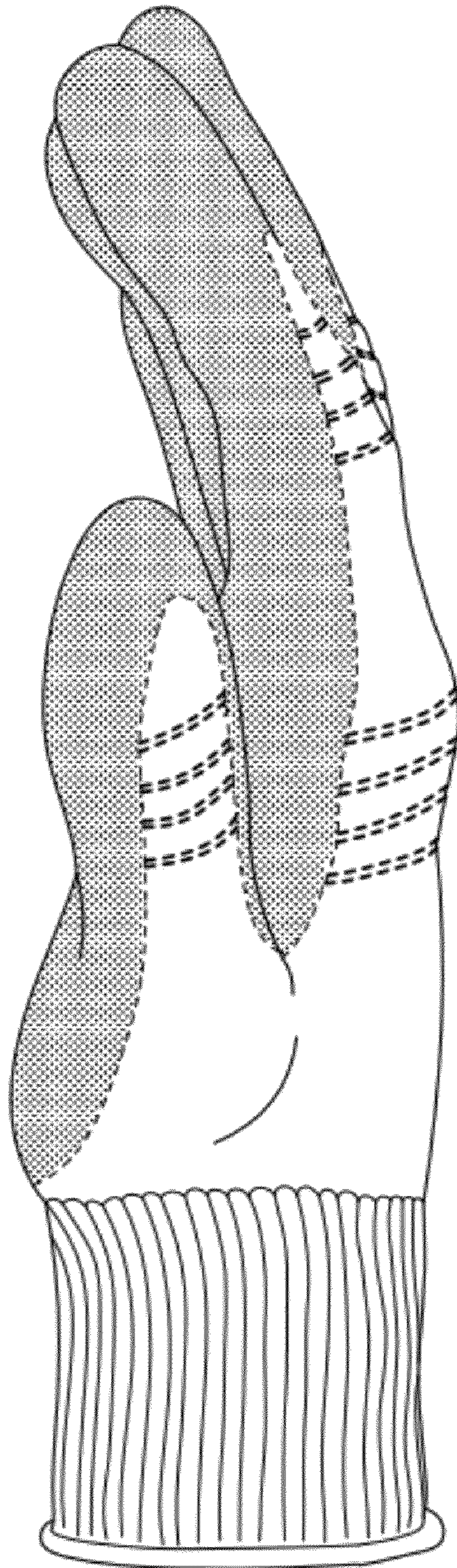


FIG. 10

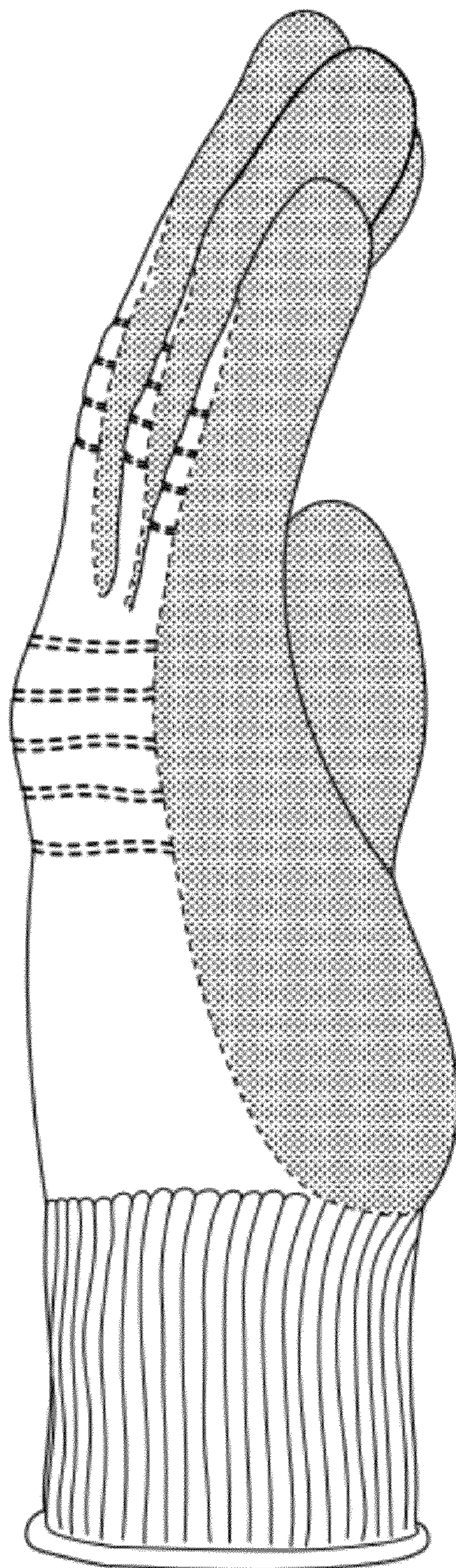


FIG. 11

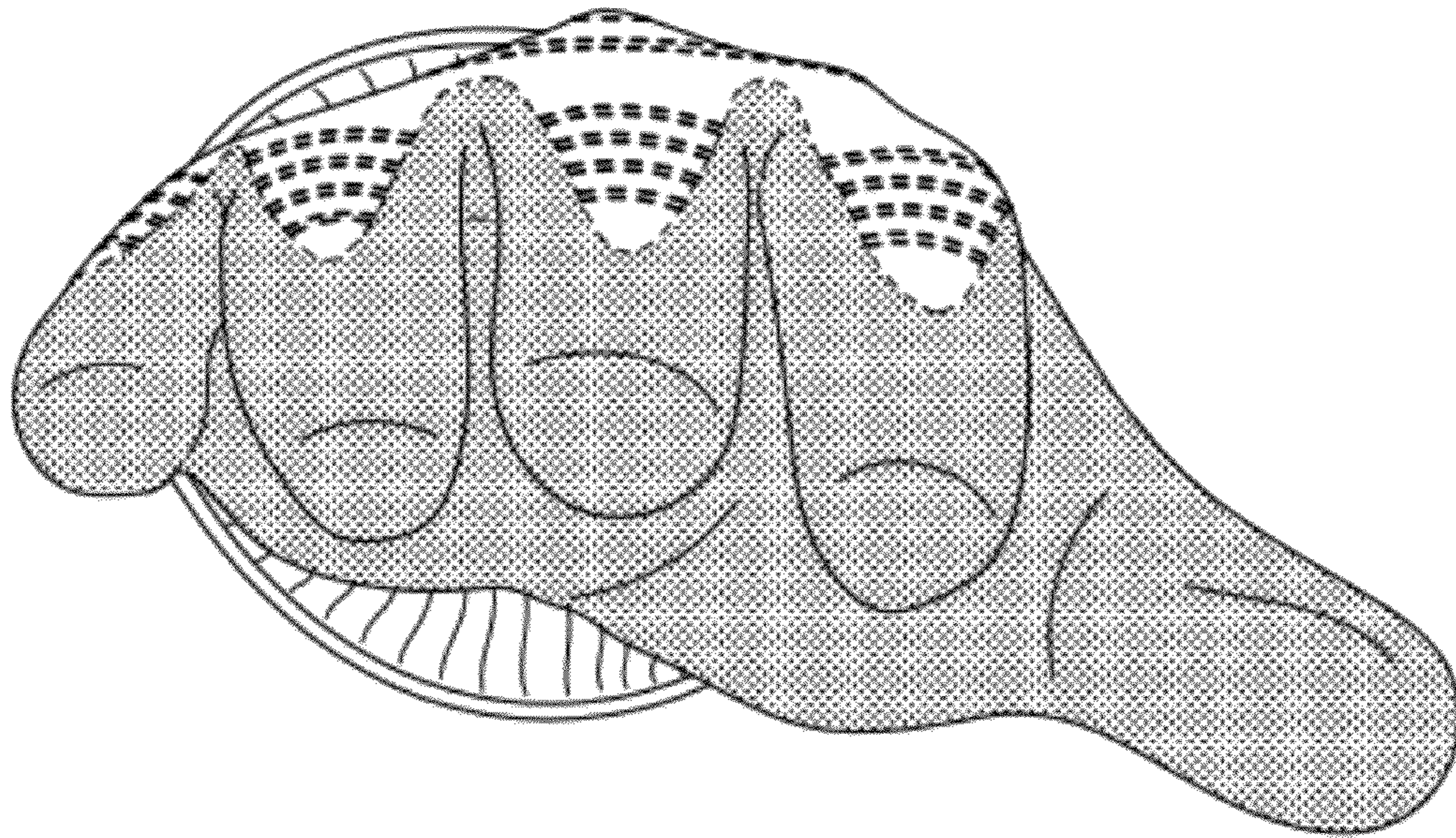


FIG. 12

