



US00D655869S

(12) **United States Design Patent**  
**Mayas**

(10) **Patent No.:** **US D655,869 S**  
(45) **Date of Patent:** **\*\* Mar. 13, 2012**

(54) **VISOR FOR USE WITH A HAIR DRYER**

(76) Inventor: **Linda Mayas**, Teaneck, NJ (US)

(\*\*) Term: **14 Years**

(21) Appl. No.: **29/315,837**

(22) Filed: **Jul. 29, 2009**

(51) **LOC (9) Cl.** ..... **29-02**

(52) **U.S. Cl.** ..... **D29/122**

(58) **Field of Classification Search** ..... D29/102-106,  
D29/108-110, 112, 122; 2/10, 122, 171.3,  
2/209.13, 422-425, 452, 453, 455, 893; 128/20.22,  
128/207.17

See application file for complete search history.

(56) **References Cited**

**U.S. PATENT DOCUMENTS**

4,432,100	A *	2/1984	Bates	.....	2/424
D372,343	S *	7/1996	Palmaer	.....	D29/122
6,892,393	B1 *	5/2005	Provost et al.	.....	2/10
7,114,194	B2 *	10/2006	English	.....	2/171.3
D616,153	S *	5/2010	Strome	.....	D29/122
D636,563	S *	4/2011	Keiser	.....	D2/893

D640,421 S \* 6/2011 Wright ..... D29/122  
\* cited by examiner

*Primary Examiner* — Susan Bennett Hattan  
*Assistant Examiner* — Barbara B Lohr  
(74) *Attorney, Agent, or Firm* — Klauber & Jackson LLC

(57) **CLAIM**  
I claim the ornamental design for a visor for use with a hair dryer, as shown.

**DESCRIPTION**

FIG. 1 is a right side elevational view of a visor for use with a hair dryer showing my new design;  
FIG. 2 is a top plan view thereof;  
FIG. 3 is a bottom plan view thereof;  
FIG. 4 is a front elevational view thereof;  
FIG. 5 is a rear elevational view thereof; and,  
FIG. 6 is a right side view thereof depicting the visor for use with a visor for a hair dryer in use.  
The broken line drawing depicts environmental subject matter and forms no part of the claimed design.

**1 Claim, 5 Drawing Sheets**

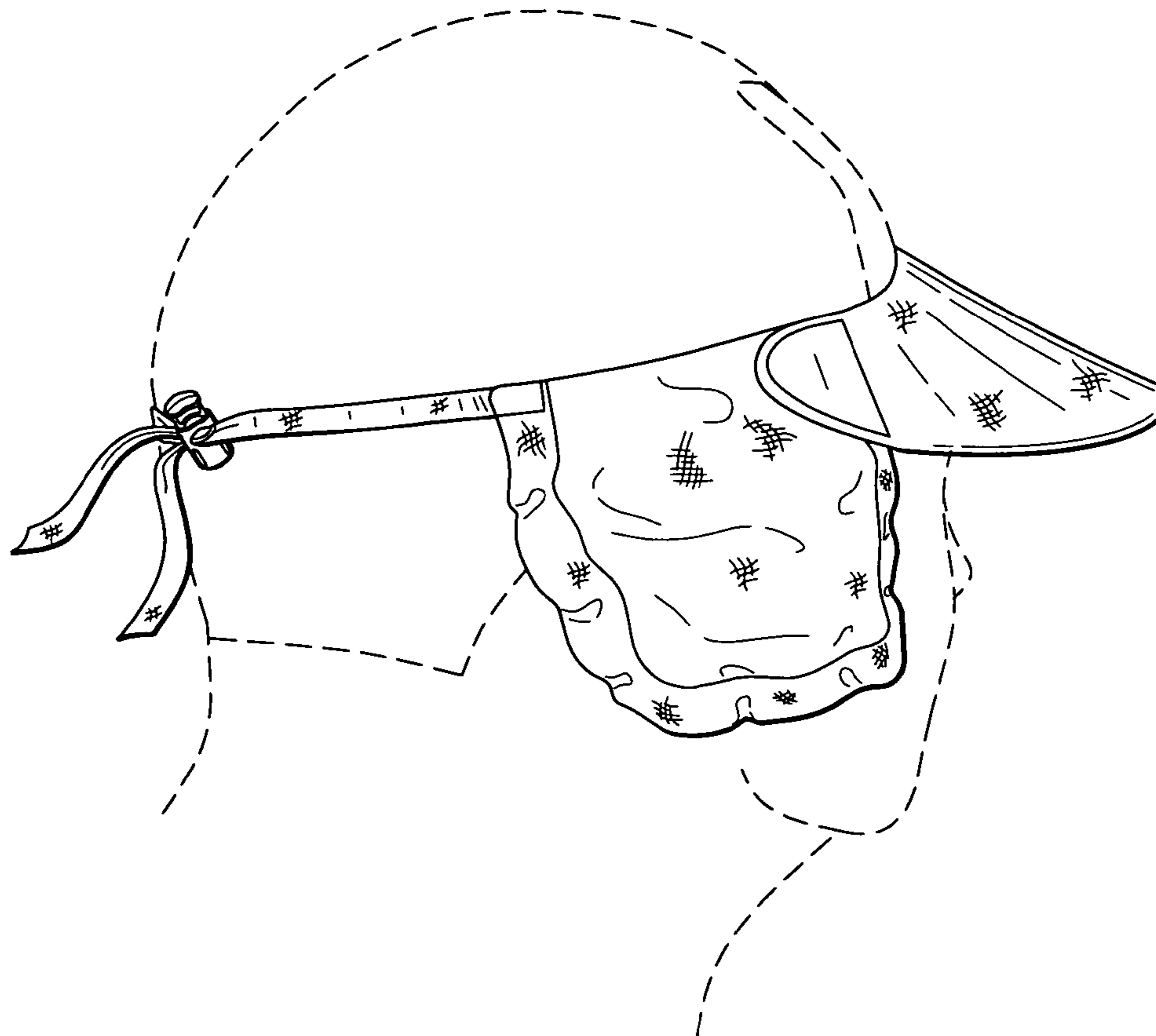


FIG. 1

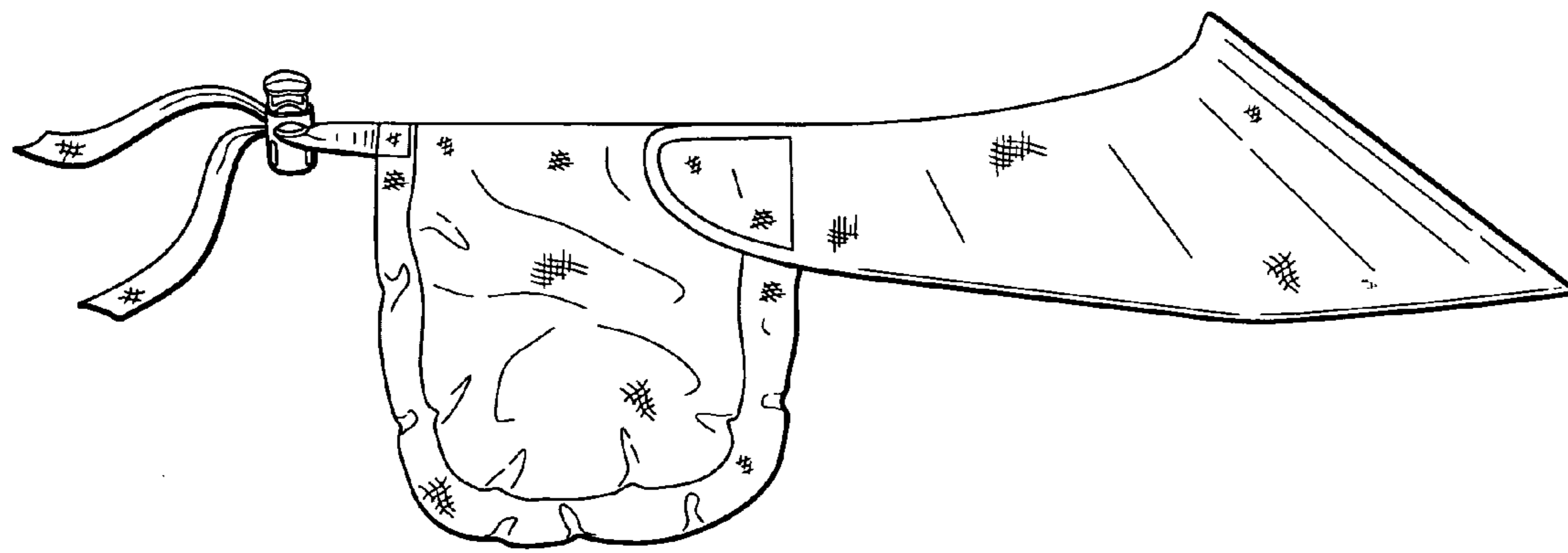


FIG. 2

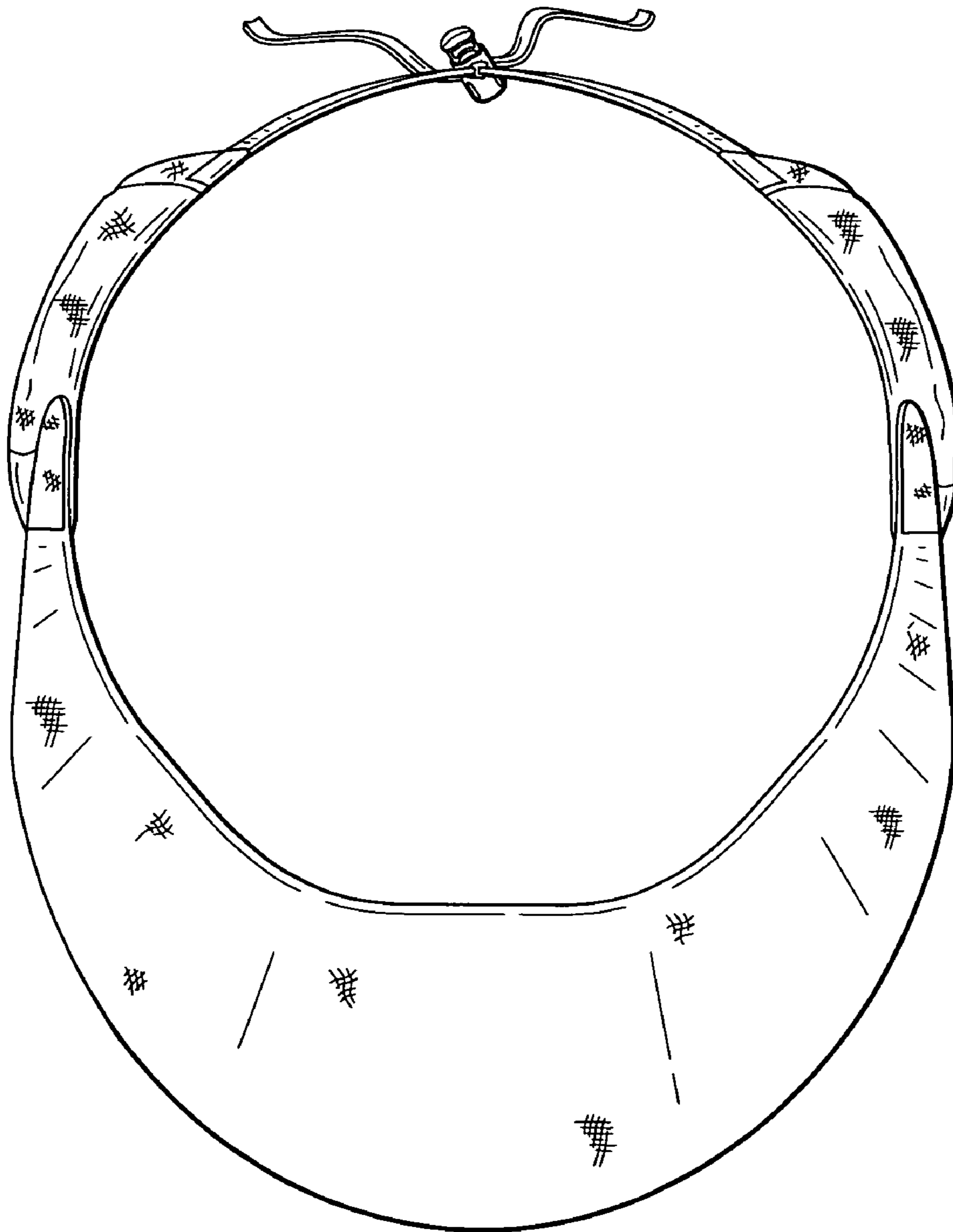


FIG. 3

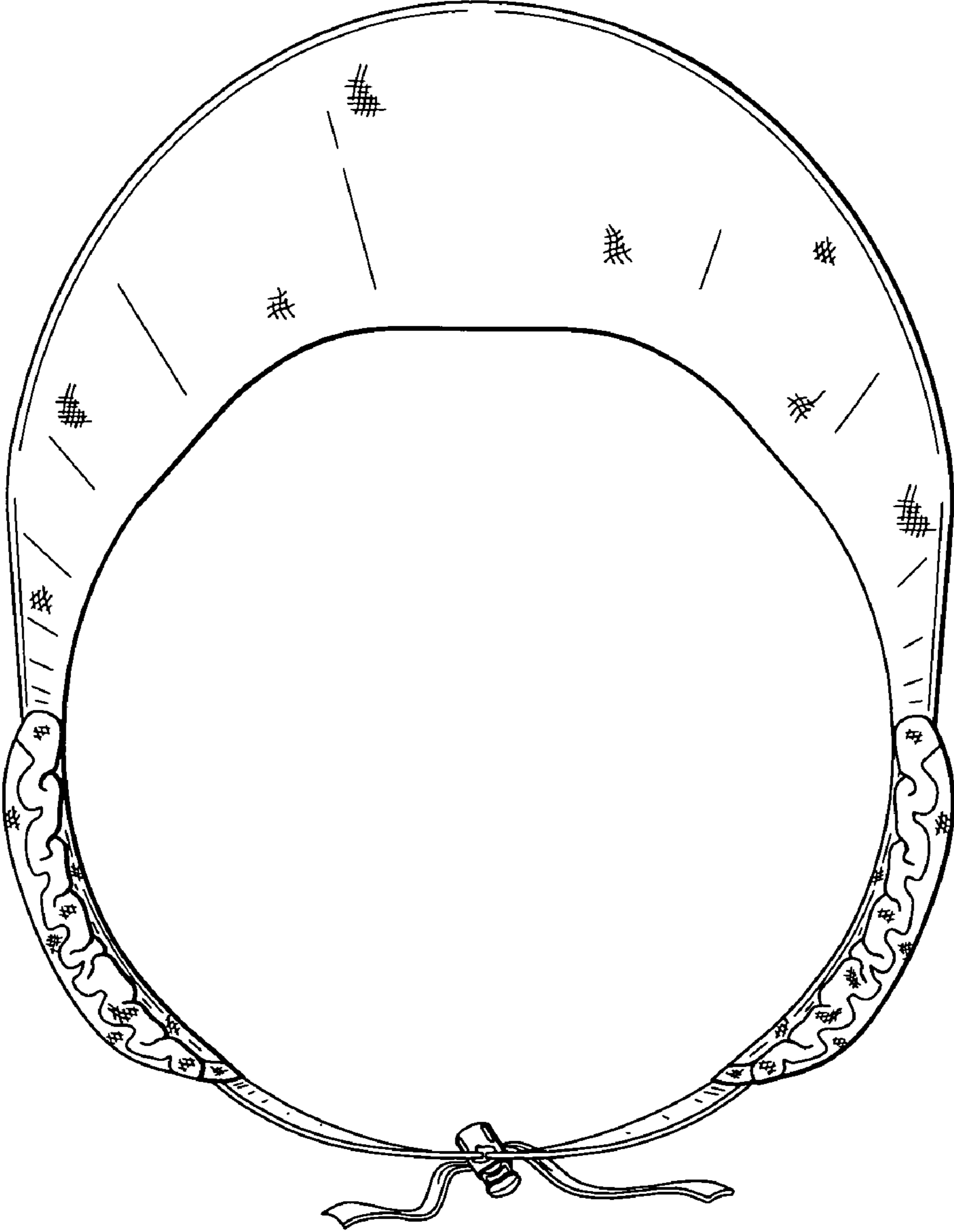


FIG. 4

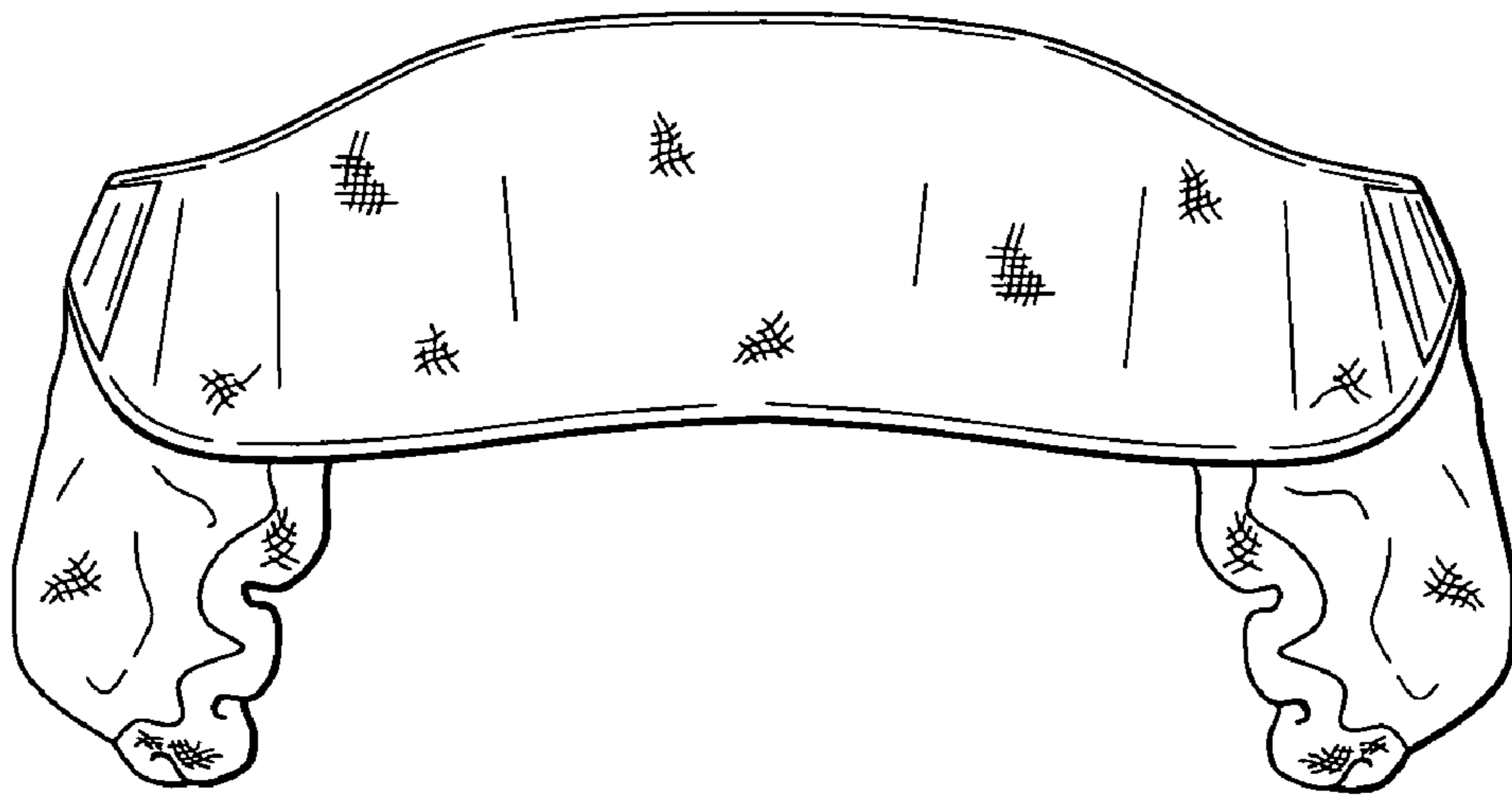


FIG. 5




FIG. 6

