



US00D655868S

(12) **United States Design Patent**
Boyd

(10) **Patent No.:** **US D655,868 S**
(45) **Date of Patent:** **** Mar. 13, 2012**

- (54) **POOPER SCOOPER GLOVE**
 - (75) Inventor: **Venus Boyd**, Canton, MI (US)
 - (73) Assignee: **Venus Jones**, Canton, MI (US)
 - (**) Term: **14 Years**
 - (21) Appl. No.: **29/348,030**
 - (22) Filed: **Nov. 19, 2009**
 - (51) **LOC (9) Cl.** **02-06**
 - (52) **U.S. Cl.** **D29/117.1**
 - (58) **Field of Classification Search** D2/610,
D2/612, 614-623; D29/113, 116.2, 117.1-119,
D29/120.1, 123; 2/16, 159, 161.1-161.8,
2/162, 198, 170, 455, 908, 917; D24/190;
D28/63; D32/40, 42, 43, 41; D21/807; D3/215,
D3/224, 226, 218; 224/219, 222, 267, 237;
40/586, 633; 15/104.94, 107, 227; D4/134;
D20/33; 128/878
- See application file for complete search history.

D549,399 S * 8/2007 Davis D29/117.1
 7,805,772 B2 * 10/2010 Williams 2/111
 7,884,113 B2 * 2/2011 Sun et al. 514/313

* cited by examiner

Primary Examiner — Raphael Barkai
Assistant Examiner — Randall Gholson

(57) **CLAIM**
 The ornamental design for a pooper scooper glove, as shown and described.

DESCRIPTION

FIG. 1 is a perspective view of the outer cover of my design for a pooper scooper glove showing my new design;
 FIG. 2 is a front elevational view thereof;
 FIG. 3 is a back elevational view thereof;
 FIG. 4 is a right side elevational view thereof;
 FIG. 5 is a left side elevational view thereof;
 FIG. 6 is a bottom plan view thereof;
 FIG. 7 is a top plan view thereof; and
 FIGS. 8-14 show separately for ease of illustration the insert of the outer cover thereof;
 FIG. 8 is a perspective view of the insert of the outer cover thereof;
 FIG. 9 is a front elevational view thereof;
 FIG. 10 is a back elevational view thereof;
 FIG. 11 is a right side elevational view thereof;
 FIG. 12 is a left side elevational view thereof;
 FIG. 13 is a top plan view thereof; and,
 FIG. 14 is a bottom plan view thereof.

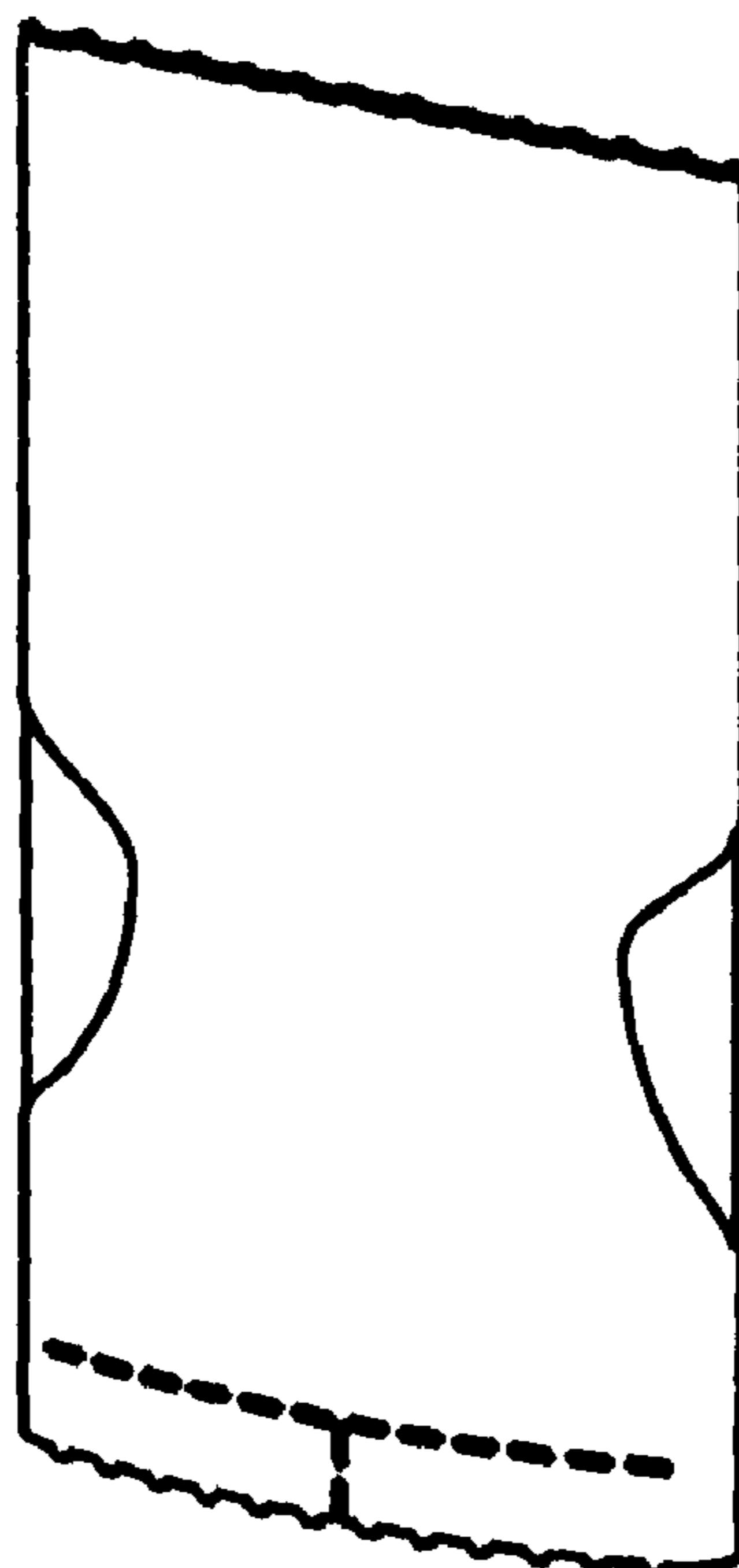
The broken lines on the glove represent perforated tear off tabs and is included for the purpose of illustration and does form part of the claimed design.

(56) **References Cited**

U.S. PATENT DOCUMENTS

3,805,297	A *	4/1974	Margolis	2/158
4,034,853	A *	7/1977	Smith	206/278
4,677,697	A *	7/1987	Hayes	2/159
4,773,532	A *	9/1988	Stephenson	206/278
D365,670	S *	12/1995	Walker	D32/40
5,966,741	A *	10/1999	Klecina	2/169
5,975,083	A *	11/1999	Henderson, Jr.	128/878
6,168,019	B1 *	1/2001	Olson	206/390
6,748,605	B1 *	6/2004	Brinkmann	2/161.6
6,868,999	B1 *	3/2005	Gochanour	225/90

1 Claim, 2 Drawing Sheets



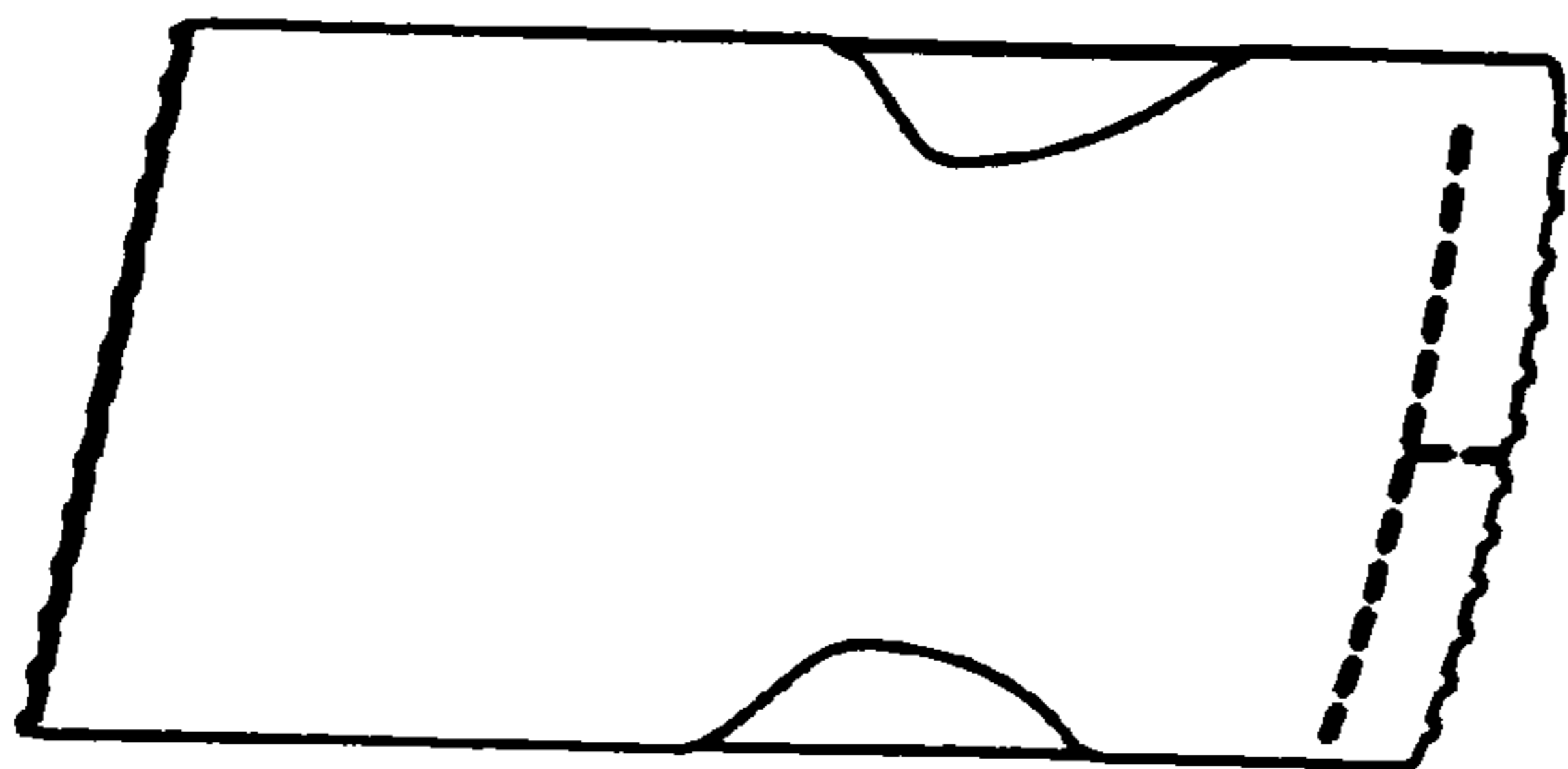


Fig. 1




Fig. 5

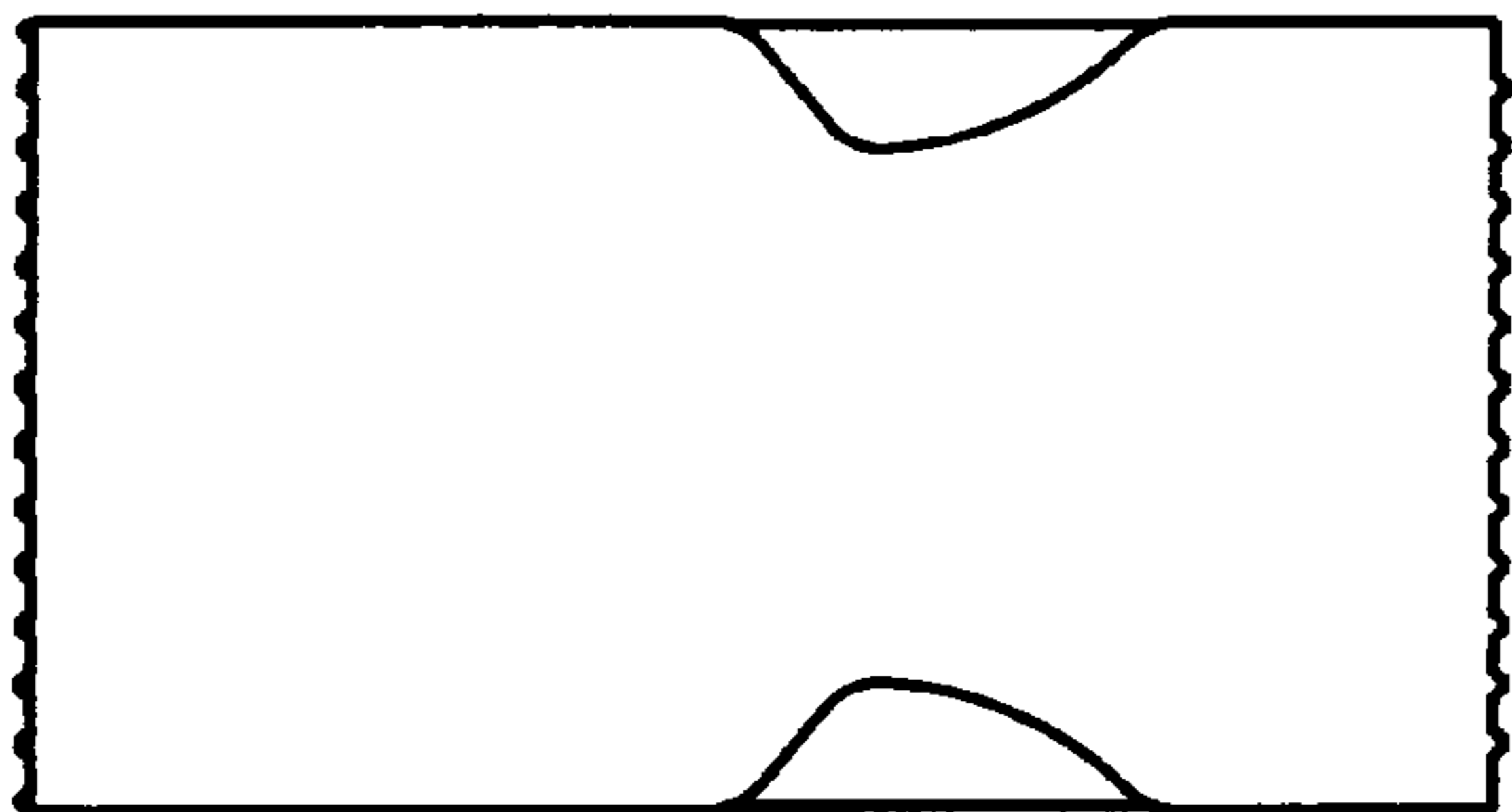


Fig. 3

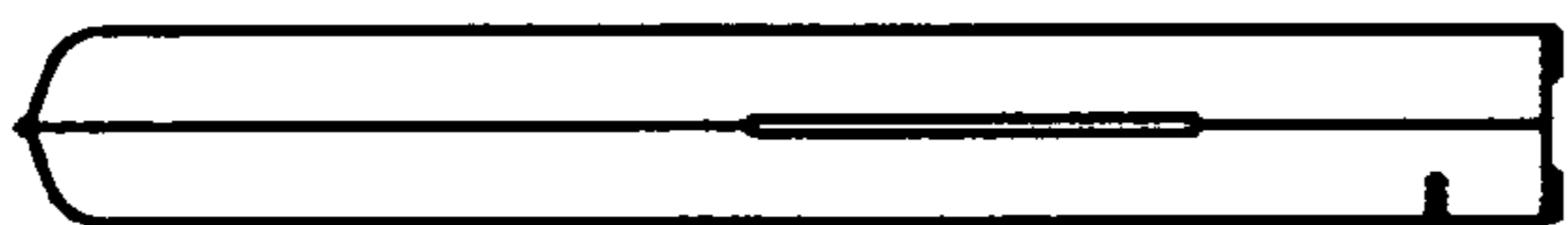


Fig. 4



Fig. 7

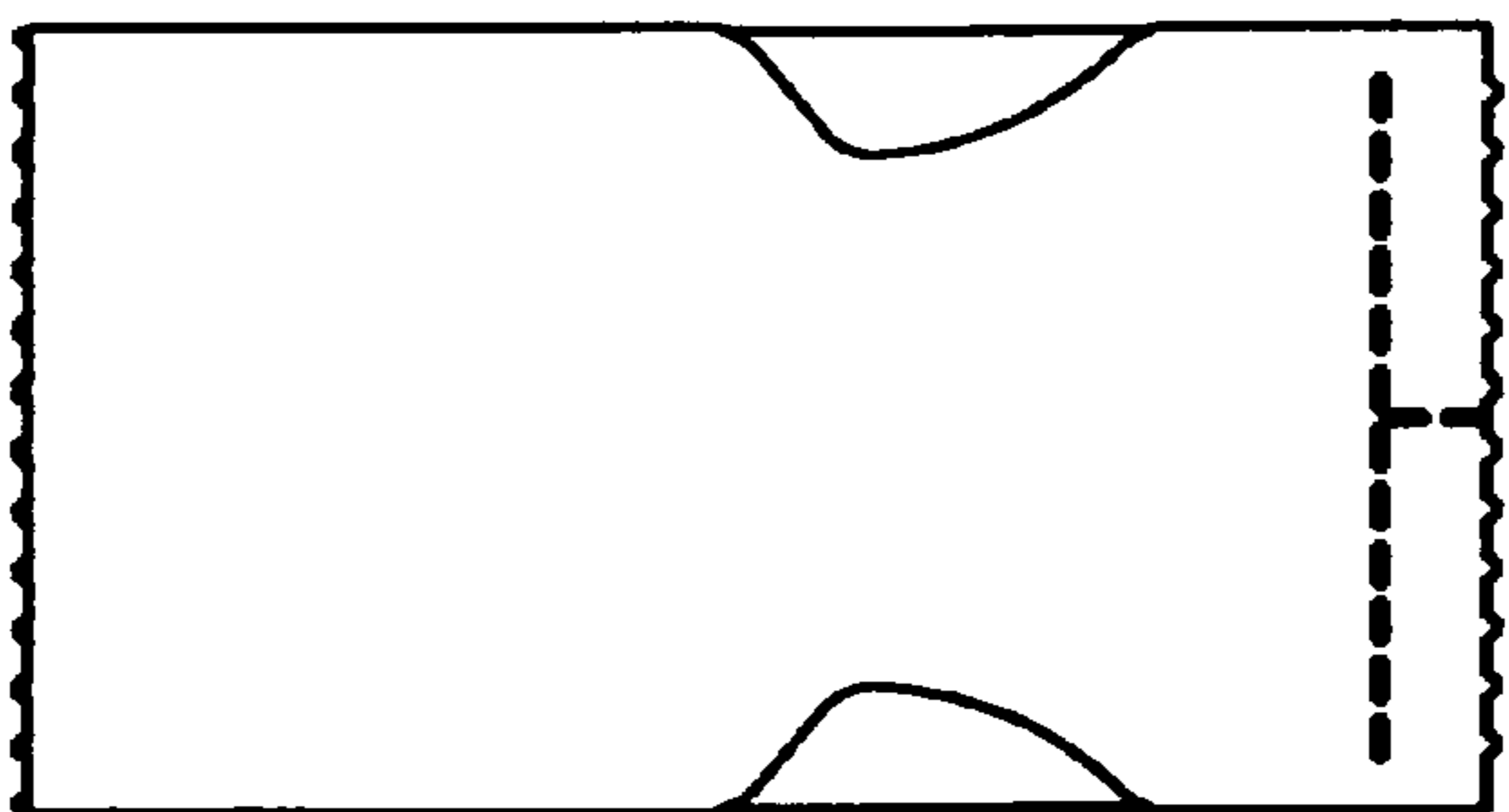


Fig. 2



Fig. 6

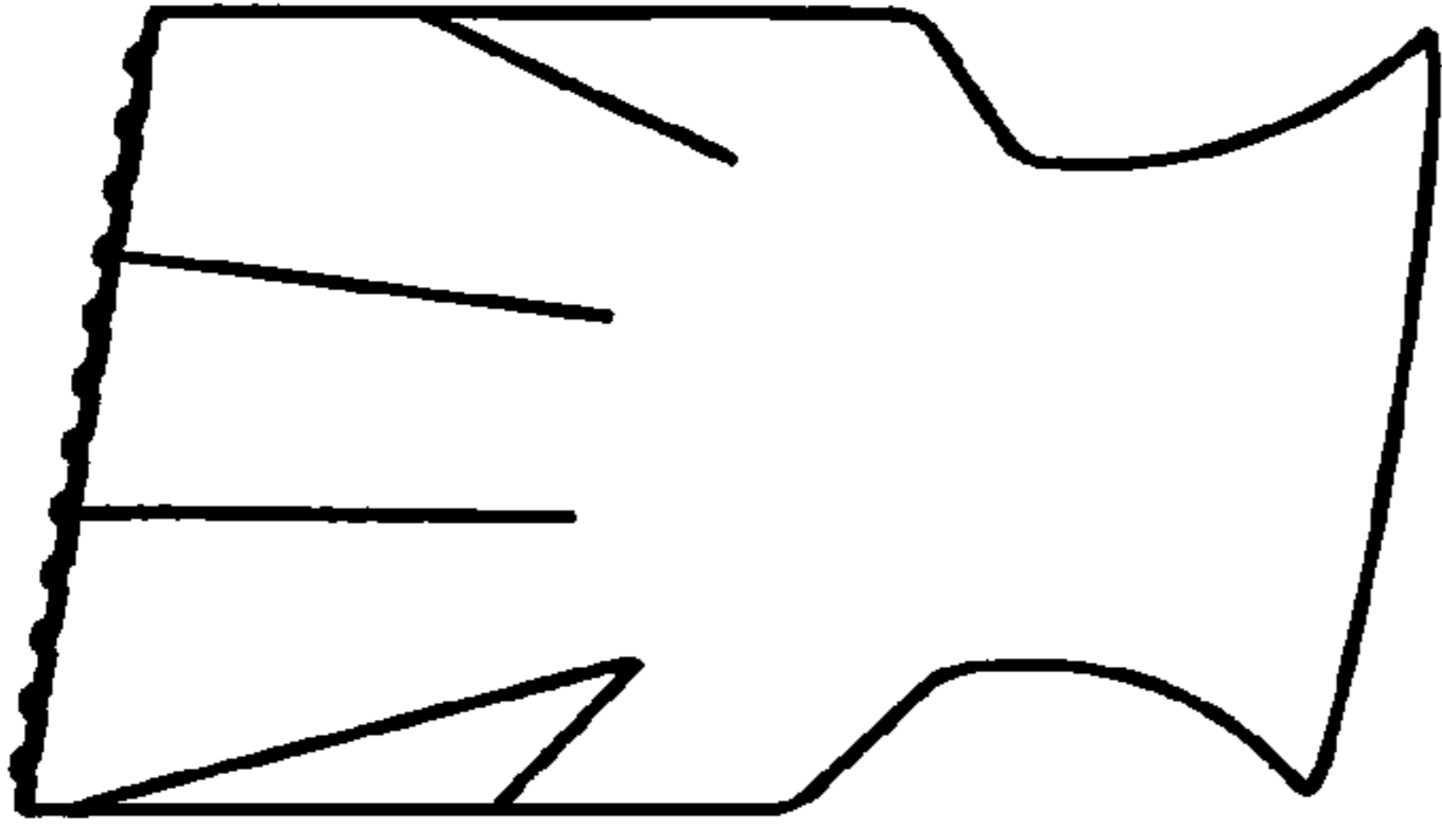


Fig. 8



Fig. 12

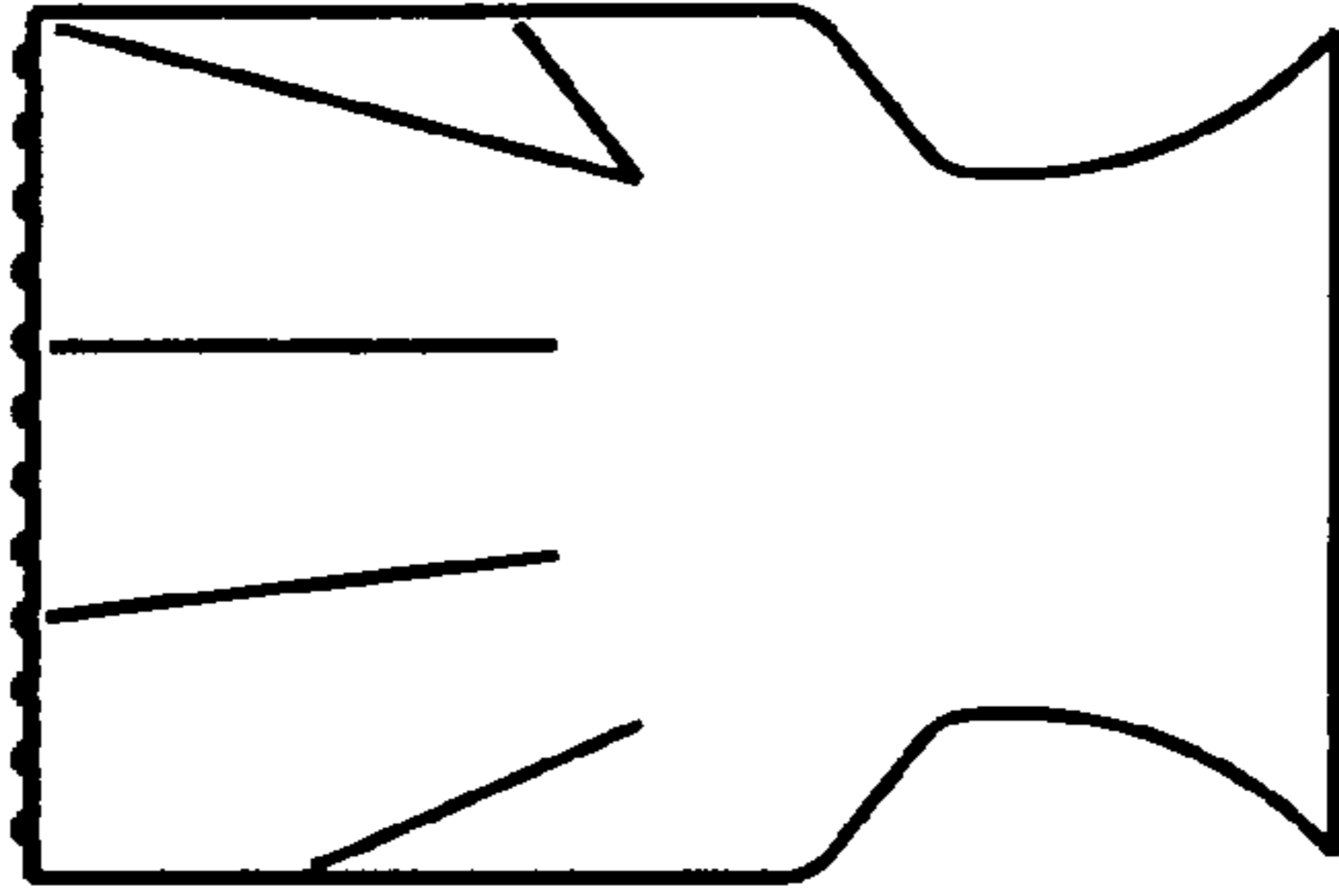


Fig. 10




Fig. 11

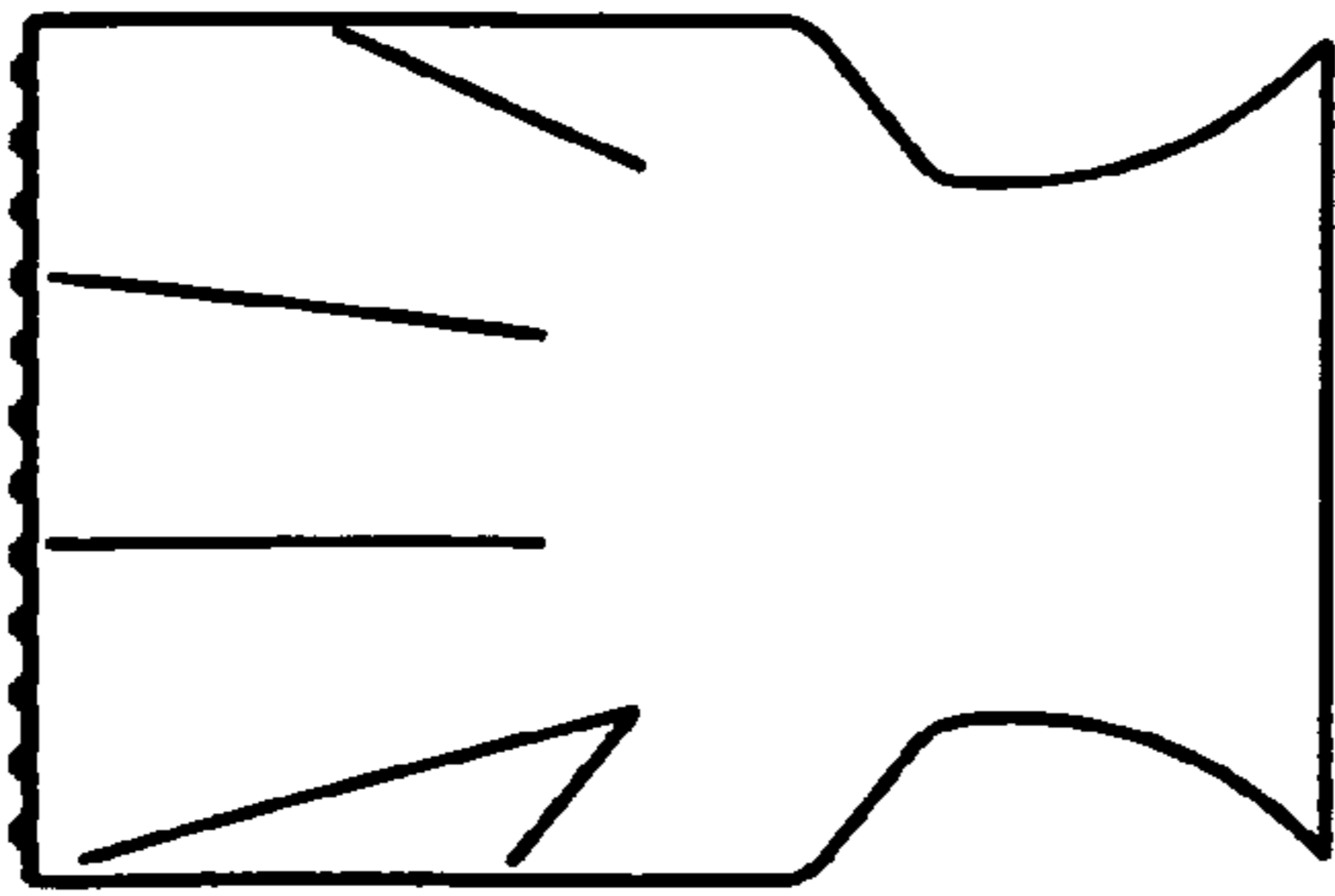


Fig. 13



Fig. 14



Fig. 13