



US00D655865S

(12) **United States Design Patent**  
**Villarreal et al.**

(10) **Patent No.:** **US D655,865 S**  
(45) **Date of Patent:** **\*\* \*Mar. 13, 2012**

(54) **COSMETIC COMPACT**

(75) Inventors: **Armando Villarreal**, Santa Monica, CA (US); **Adrian C. Apodaca**, Santa Monica, CA (US); **Jenny Ling Chen Hsu**, Los Angeles, CA (US); **David Eberlein**, Santa Monica, CA (US); **Megan Rene Langdon**, Los Angeles, CA (US)

(73) Assignee: **HCT Asia Ltd.**, Central (HK)

(\*) Notice: This patent is subject to a terminal disclaimer.

(\*\*) Term: **14 Years**

(21) Appl. No.: **29/383,974**

(22) Filed: **Jan. 25, 2011**

(51) **LOC (9) Cl.** ..... **28-03**

(52) **U.S. Cl.** ..... **D28/83**

(58) **Field of Classification Search** ..... D28/76-84;  
132/286-288, 291, 293-307, 313-318; 206/823,  
206/581

See application file for complete search history.

(56) **References Cited**

**U.S. PATENT DOCUMENTS**

D422,120	S	*	3/2000	Orsomando	.....	D28/83
D434,875	S	*	12/2000	Gavin	.....	D28/83
D457,986	S	*	5/2002	Rodriguez et al.	.....	D28/78
D503,245	S	*	3/2005	Vanoncini	.....	D28/78
D507,078	S	*	7/2005	Greenfield	.....	D28/82
7,240,402	B2	*	7/2007	Suzuki et al.	.....	132/293
D554,804	S	*	11/2007	Bernard	.....	D28/83
D576,354	S	*	9/2008	Dominski et al.	.....	D28/83
D576,770	S	*	9/2008	Mascotte et al.	.....	D28/83
D592,956	S	*	5/2009	Thiellier	.....	D9/504

D595,900	S	*	7/2009	Yamamoto	.....	D28/83
7,828,000	B2	*	11/2010	Lee	.....	132/287
2009/0293902	A1	*	12/2009	Ramos	.....	132/287
2010/0031971	A1	*	2/2010	Ha	.....	132/293
2010/0307530	A1	*	12/2010	Bennett	.....	132/307

**OTHER PUBLICATIONS**

Office action for U.S. Appl. No. 29/383,978, mailed on Aug. 8, 2011, Villarreal et al., "Cosmetic Compact," 6 pages.

\* cited by examiner

*Primary Examiner* — Jennifer Rivard

(74) *Attorney, Agent, or Firm* — Lee & Hayes, PLLC

(57) **CLAIM**

The ornamental design for a cosmetic compact, as shown and described.

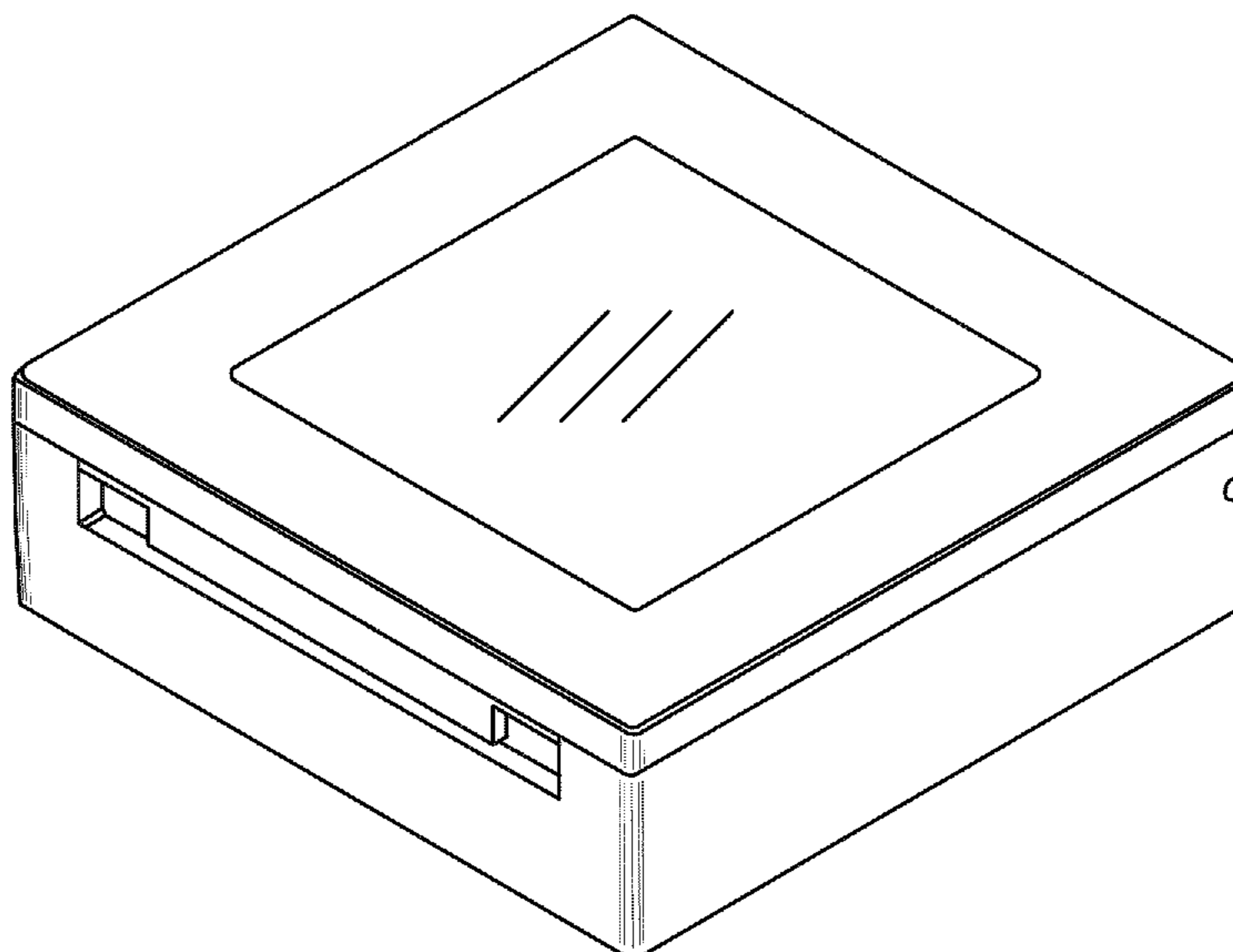
**DESCRIPTION**

FIG. 1 is a perspective view of a cosmetic compact;  
FIG. 2 is a front elevation view of the cosmetic compact of FIG. 1;  
FIG. 3 is a back elevation view of the cosmetic compact of FIG. 1;  
FIG. 4 is a left-side elevation view of the cosmetic compact of FIG. 1;  
FIG. 5 is a right-side elevation view of the cosmetic compact of FIG. 1;  
FIG. 6 is a top plan view of the cosmetic compact of FIG. 1; and,  
FIG. 7 is a bottom plan view of the cosmetic compact of FIG. 1.

The broken lines shown in the drawings illustrate portions of the hinge and form no part of the claimed design.

The internal features of the cosmetic compact that would be visible through the transparent window in the top are not shown and do not form part of the claimed design.

**1 Claim, 7 Drawing Sheets**



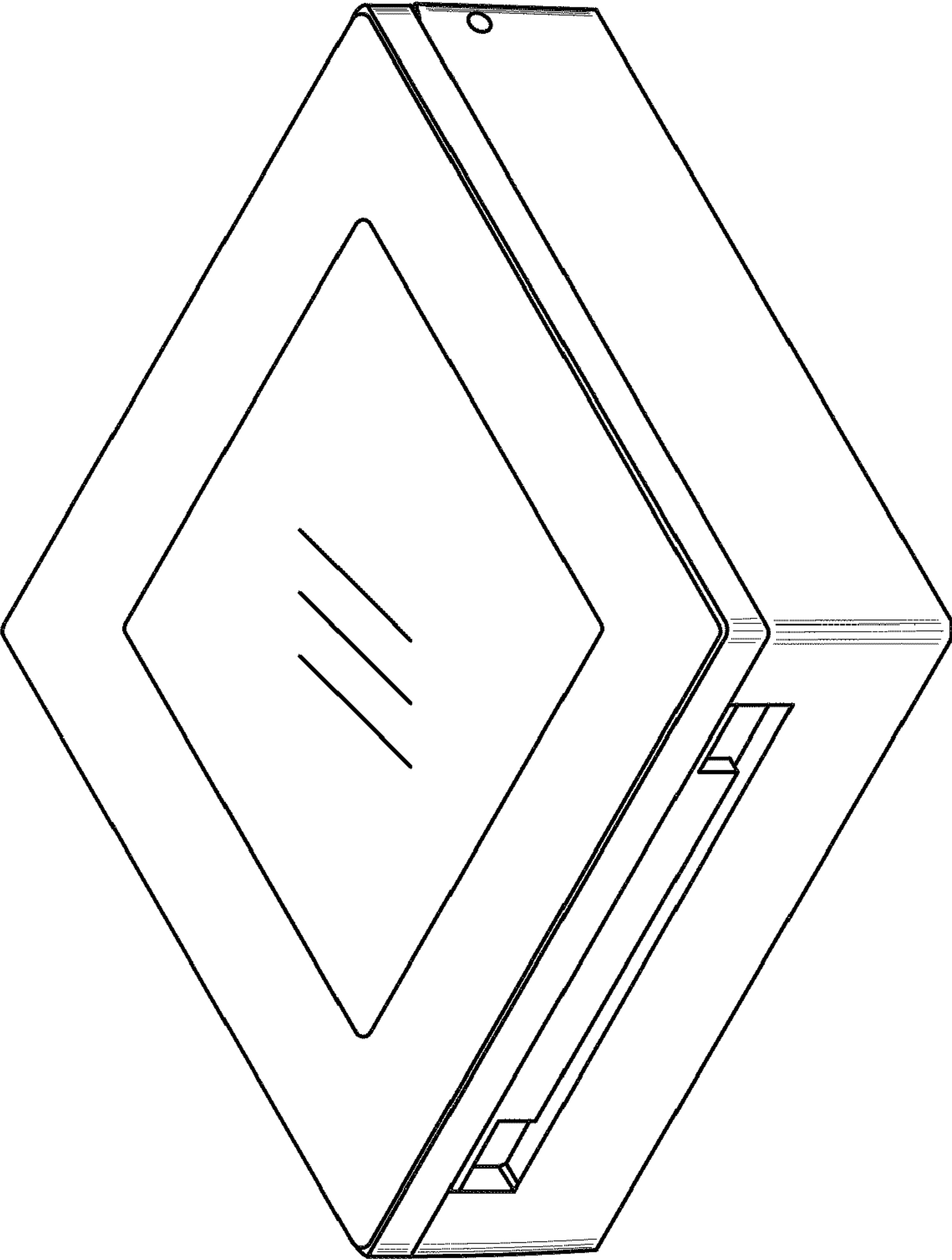


FIG. 1




FIG. 2

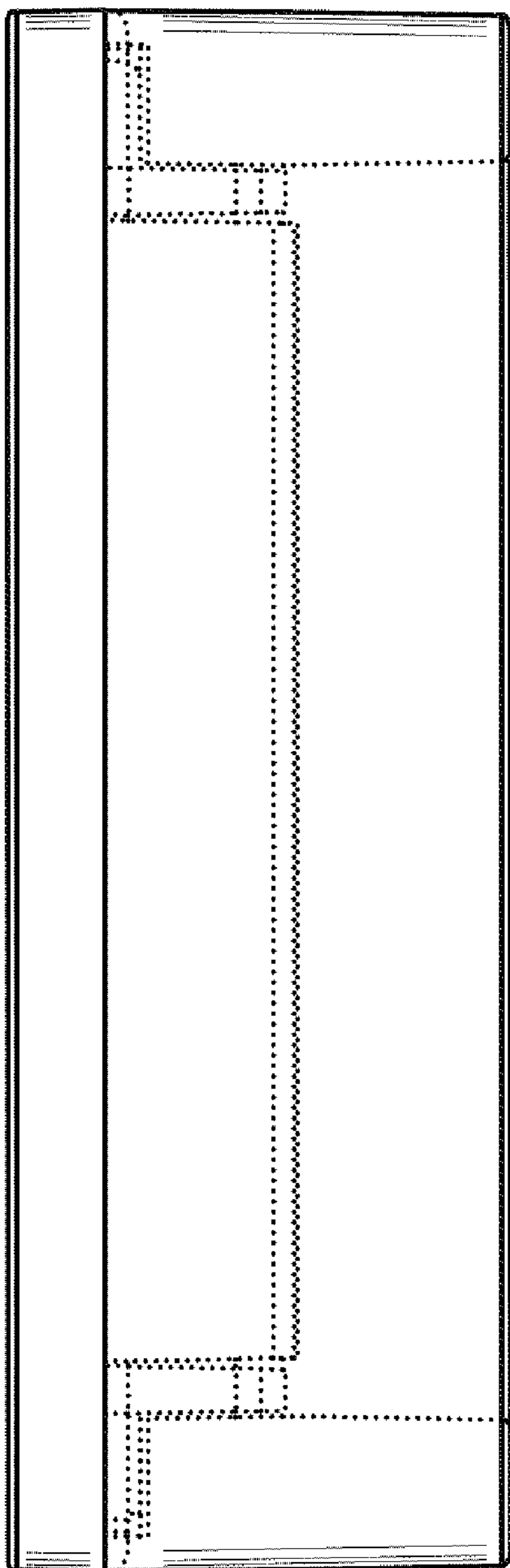


FIG. 3




FIG. 4




FIG. 5

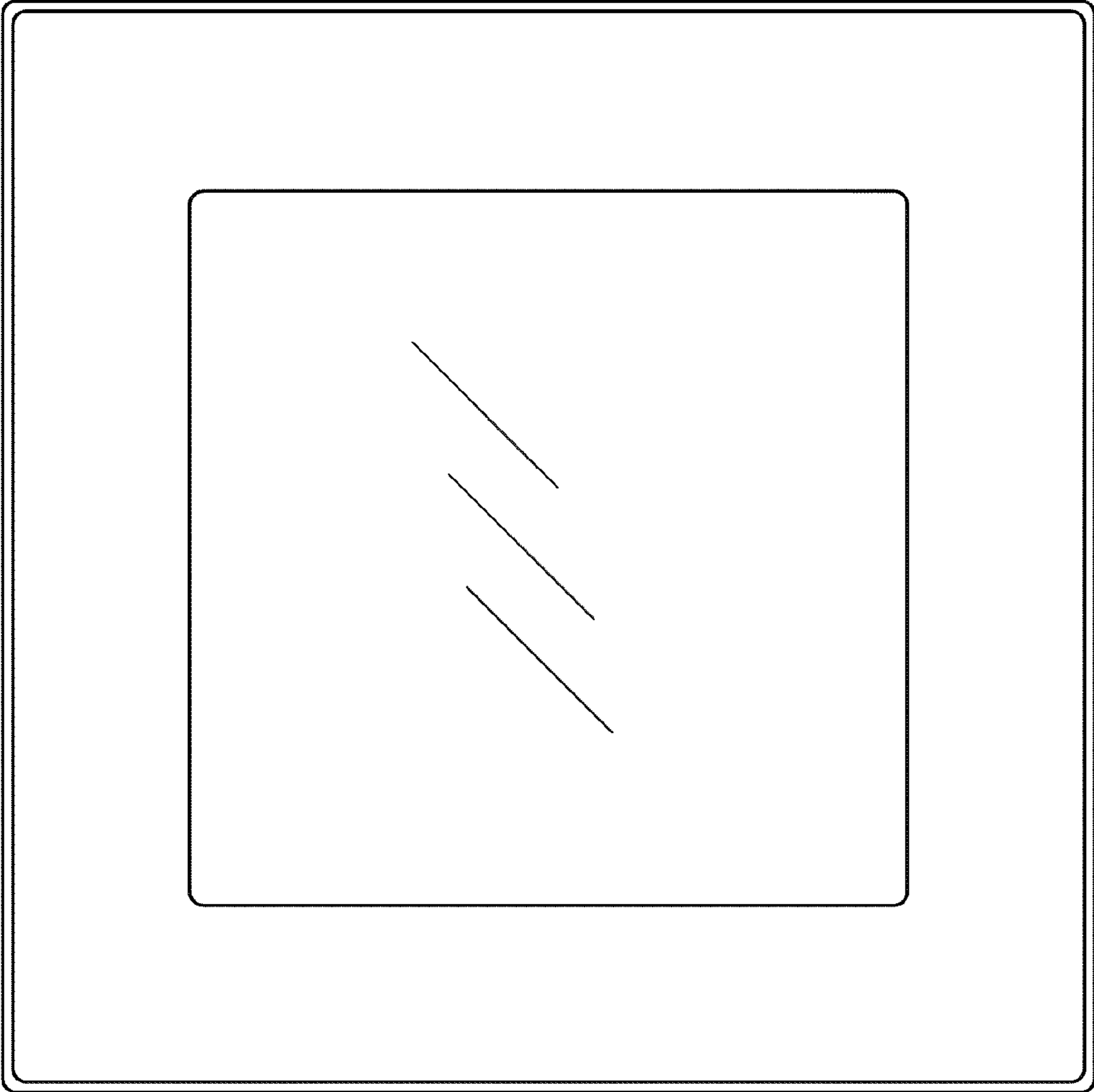


FIG. 6




FIG. 7